

## Introducing VAL-U-LOK Single Row Header Connectors

 **Tyco Electronics**  
Our commitment. Your advantage.

# VAL-U-LOK Single Row Header Connectors

## KEY FEATURES

- Right Angle and Vertical Configurations
- 3, 4, and 5 positions
- V2 and V0 Housings
- Mates to existing Receptacle housings
- Intermateable with Molex Mini Fit Jr. Connectors

## DESCRIPTIONS

The VAL-U-LOK connector system is now available in a single row configuration for wire-to-board applications.

## APPLICATIONS

- Household Appliances
- HVAC
- Vending
- Gaming
- Lighting

## ELECTRICAL

**Voltage** : 600 VAC

**Current** : 9 amps max. in 2-position applications

**Dielectric Withstanding Voltage** : 1500 VAC min.

**Insulation Resistance** : 1000 megohms min.

**Operating Temperature** : -40°C to +105°C [-40°F to +221°F]

## MECHANICAL

**Connector Mating** : 1.55 lb. [6.90 N] max. per circuit

**Connector Unmating** : .11 lb. [.49 N] min. per circuit

**Contact Retention** : 4.88 lb. [21.71 N] min. per contact

**Durability** : 30 cycles, mating and unmating

## MATERIALS

**Housings** : Nylon, UL 94V-2 and UL 94V-0

**Contacts** : Brass with tin plating (Lead-Free)


## SPECIFICATIONS

**Product Specifications** : 108-2112

**Qualification Report** : 501-534

# VAL-U-LOK Single Row Header Connectors

## PRODUCT OFFERING



### A VERTICAL HEADERS

#### UL 94-V2 Housings

#### UL 94-V0 Housings

Position Size	With Drain Holes	Without Drain Holes	With Drain Holes	Without Drain Holes
3	2029054-3	2029058-3	2029056-3	2029167-3
4	2029054-4	2029058-4	2029056-4	2029167-4
5	2029054-5	2029058-5	2029056-5	2029167-5

### B RIGHT ANGLE HEADERS

#### UL 94-V2 Housings

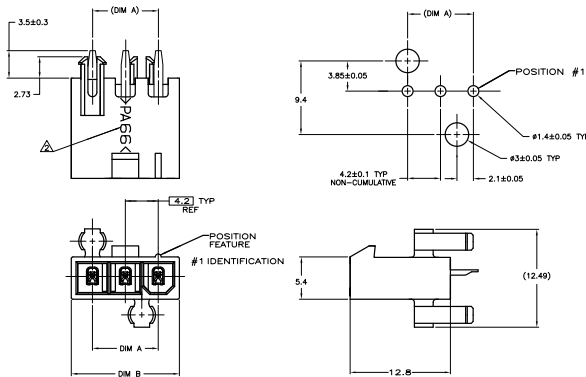
#### UL 94-V0 Housings

Position Size	With Pegs	With Flanges	With Pegs	With Flanges
3	2029150-3	2029152-3	2029151-3	2029153-3
4	2029150-4	2029152-4	2029151-4	2029153-4
5	2029150-5	2029152-5	2029151-5	2029153-5

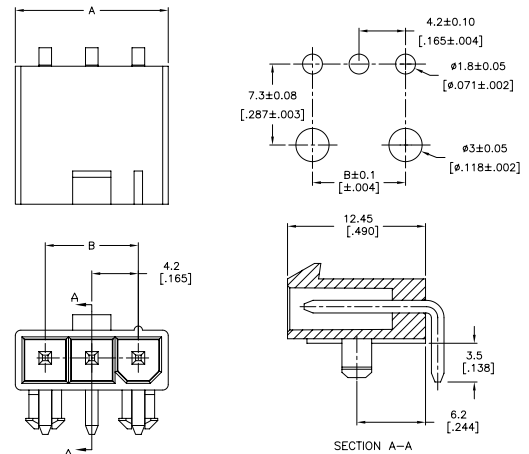
### C MATING RECEPTACLE HOUSINGS

Position Size	UL 94-V2 Housings	UL 94-V0 Housings
3	1586105-3	1586106-3
4	1586026-4	1586027-4
5	1586026-5	1586027-5

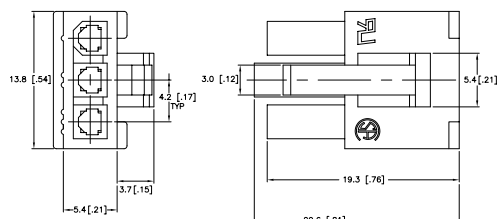
### A VERTICAL HEADERS



### B RIGHT ANGLE HEADERS



### C MATING RECEPTACLE HOUSINGS



For additional product information including crimp contact selection, go to [www.tycoelectronics.com](http://www.tycoelectronics.com)  
**Keyword : VAL-U-LOK.**

## FOR MORE INFORMATION

[www.tycoelectronics.com](http://www.tycoelectronics.com)

### Technical Support

Internet:	<a href="http://www.tycoelectronics.com/help">www.tycoelectronics.com/help</a>
USA:	+1 (800) 522-6752
Canada:	+1 (905) 470-4425
Central America & Mexico	+ 52(0) 55-1106-0814
South America:	+55 (0) 11-2103-6000
Germany:	+49 (0) 6251-133-1999
UK:	+ 44 (0) 8706-080208
France:	+33 (0) 1-3420-8686
Netherlands:	+31 (0) 73-6246-999
China:	+86 (0) 400-820-6015

### Tyco Electronics Corporation

Harrisburg, PA

[www.tycoelectronics.com](http://www.tycoelectronics.com)

©2009 Tyco Electronics Corporation

7-1773453-5 2.5M FP CIS 07/2009

VAL-U-LOK, TE logo and Tyco Electronics are trademarks.

Mini Fit Jr. is a trademark of Molex Incorporated.

While Tyco Electronics has made every reasonable effort to ensure the accuracy of the information in this catalog, Tyco Electronics does not guarantee that it is error-free, nor does Tyco Electronics make any other representation, warranty or guarantee that the information is accurate, correct, reliable or current. Tyco Electronics reserves the right to make any adjustments to the information contained herein at any time without notice. Tyco Electronics expressly disclaims all implied warranties regarding the information contained herein, including, but not limited to, any implied warranties of merchantability or fitness for a particular purpose. The dimensions in this catalog are for reference purposes only and are subject to change without notice. Specifications are subject to change without notice. Consult Tyco Electronics for the latest dimensions and design specifications.

