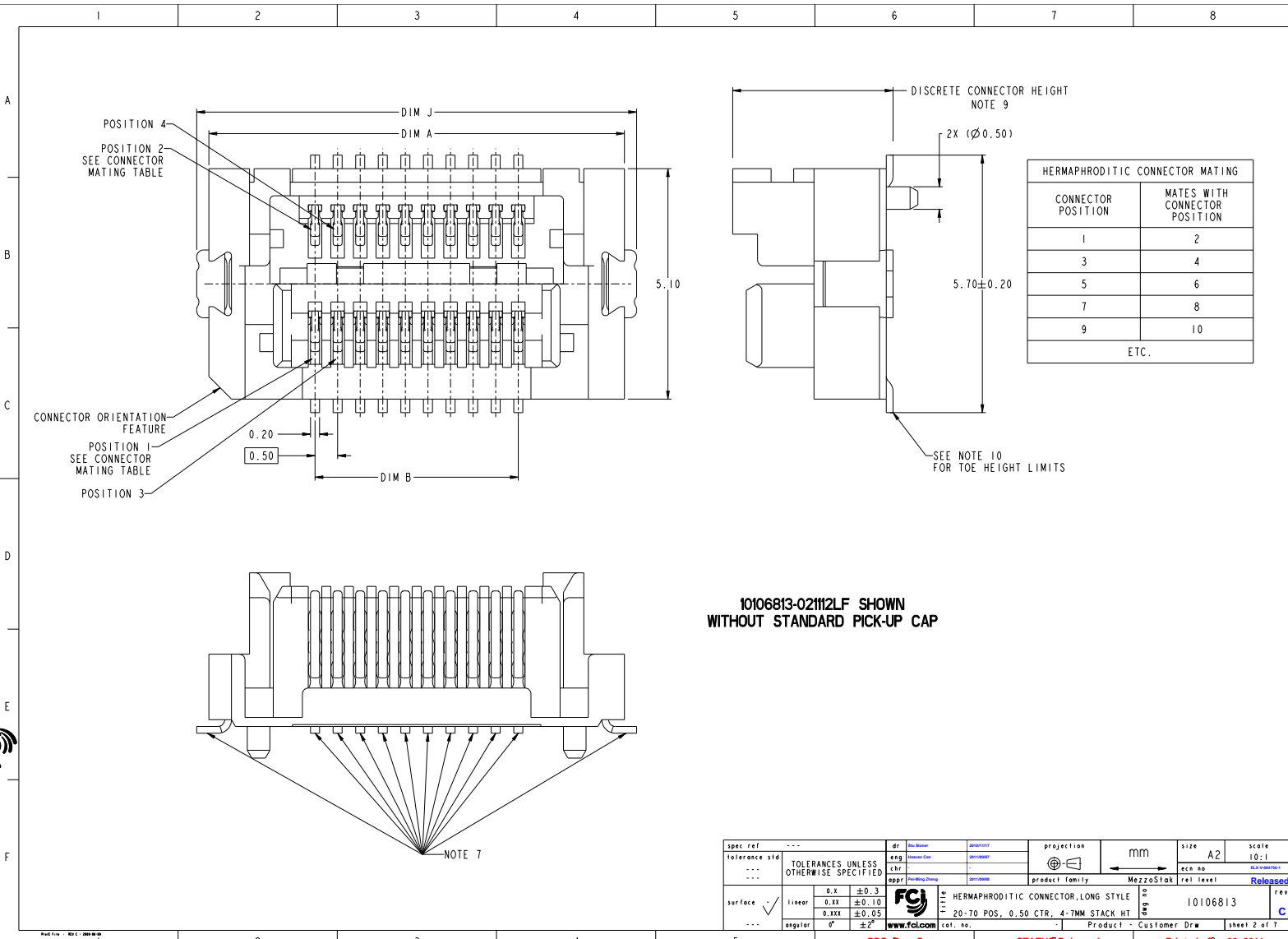


Copyright FCJ

spec ref	---	dr	Doc Number	10106813	projection	mm	size	A2	scale	10:1
tolerance std	---	eng	Product Des	10106813	chr	---	ecr no	---	rel level	Released
---	TOLERANCES UNLESS OTHERWISE SPECIFIED	appr	Product Des	10106813	product family	MezzoStak	rel level	Released	---	---
surface	✓ linear	0.X	±0.3	FCJ	HERMAPHRODITIC CONNECTOR, LONG STYLE	2	10106813	---	---	---
---	---	0.XX	±0.10	www.fcj.com	20-70 POS, 0.50 CTR, 4-7MM STACK HT	3	---	---	---	---
---	---	0.XXX	±0.05	cat. no.	Product	Customer Draw	sheet 1 of 1	---	---	---
---	---	maglor	±2°	PDS: Rev :C	STATUS:Released	Printed: 08p 08, 2011	---	---	---	---



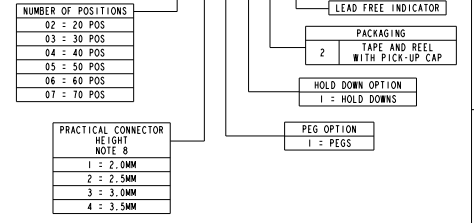
HERMAPHRODITIC CONNECTOR MATING	
CONNECTOR POSITION	MATES WITH CONNECTOR POSITION
1	2
3	4
5	6
7	8
9	10
ETC.	

spec ref	---	dr	Doc Number	10106813	projection	mm	size	A2	scale	10:1
tolerance std	---	eng	Product Des	10106813	chr	---	ecm no	---	rel level	Released
---	TOLERANCES UNLESS OTHERWISE SPECIFIED	appr	Product Desc	10106813	product family	MezzoStak	rel level	---	---	---
surface	linear	0.x	±0.3	FCJ	HERMAPHRODITIC CONNECTOR, LONG STYLE	2	10106813	---	---	---
---	---	0.xx	±0.10	www.fcj.com	20-70 POS, 0.50 CTR, 4-7MM STACK HT	3	---	---	---	---
---	---	0.xxx	±0.05	cat. no.	Product - Customer Draw	---	---	---	---	---
---	---	anglar	±2°	PDS: Rev :C	STATUS: Released	---	---	---	---	Printed: Sep 08, 2011

Copyright FCJ

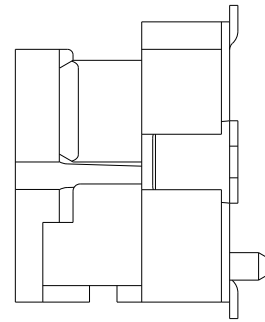
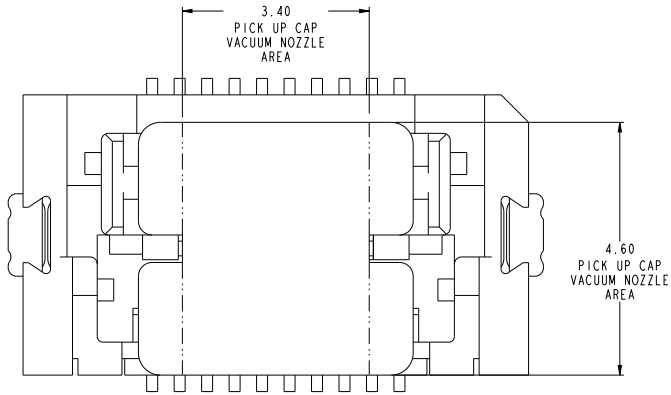
1		2		3		4		5		6		7		8			
PRODUCT NUMBER	NUMBER OF POSITIONS	DIM A	DIM B	DIM J	CONNECTOR LOCATING PEGS	CONNECTOR HOLD DOWNS	DISCRETE CONNECTOR HEIGHT NOTE 9	PRACTICAL CONNECTOR HEIGHT NOTE 8	STATUS								
10106813-021112LF	20	9.20	4.50	9.74	YES	YES	3.55	2.00	RELEASED								
10106813-031112LF	30	11.70	7.00	12.24													
10106813-041112LF	40	14.20	9.50	14.74													
10106813-051112LF	50	16.70	12.00	17.24													
10106813-061112LF	60	19.20	14.50	19.74					4.05	2.50	UN-RELEASED						
10106813-071112LF	70	21.70	17.00	22.24													
10106813-022112LF	20	9.20	4.50	9.74													
10106813-032112LF	30	11.70	7.00	12.24													
10106813-042112LF	40	14.20	9.50	14.74					4.55	3.00	UN-RELEASED						
10106813-052112LF	50	16.70	12.00	17.24													
10106813-062112LF	60	19.20	14.50	19.74													
10106813-072112LF	70	21.70	17.00	22.24													
10106813-023112LF	20	9.20	4.50	9.74			5.05	3.50	RELEASED								
10106813-033112LF	30	11.70	7.00	12.24													
10106813-043112LF	40	14.20	9.50	14.74													
10106813-053112LF	50	16.70	12.00	17.24													
10106813-063112LF	60	19.20	14.50	19.74													
10106813-073112LF	70	21.70	17.00	22.24													
10106813-024112LF	20	9.20	4.50	9.74													
10106813-034112LF	30	11.70	7.00	12.24													
10106813-044112LF	40	14.20	9.50	14.74													
10106813-054112LF	50	16.70	12.00	17.24													
10106813-064112LF	60	19.20	14.50	19.74													
10106813-074112LF	70	21.70	17.00	22.24													

**0.5 BTB HERMAPHRODITIC CONNECTOR ASSEMBLY PART NUMBER SCHEME**  
**EXAMPLE: 10106813-XX X X X 2 LF**

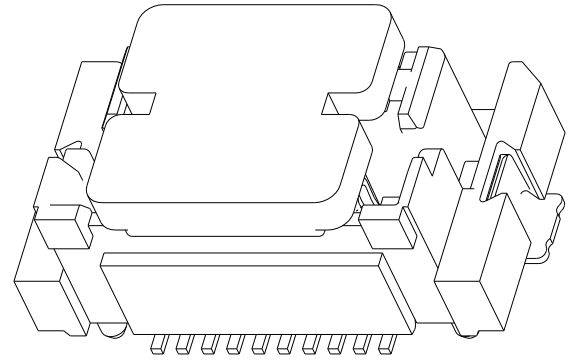
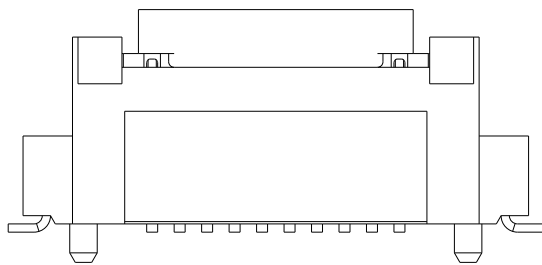


Copyright F.C.I.

spec ref	---	dr	Doc Number	10106813	projection	mm	size	A2	scale	10:1
tolerance std	---	eng	Product Des	10106813	chr	---	ecr no	I	rel level	Released
TOLERANCES UNLESS OTHERWISE SPECIFIED										
surface	✓	linear	0.X	±0.3	0.XX	±0.10	0.XXX	±0.05	---	---
---	---	angular	°	±2°	---	---	---	---	---	---
www.fcicom		cat. no.	HERMAPHRODITIC CONNECTOR, LONG STYLE		20-70 POS, 0.50 CTR, 4-7MM STACK HT		10106813		rev C	



10106813-02112LF SHOWN  
WITH STANDARD PICK-UP CAP



Copyright FCI

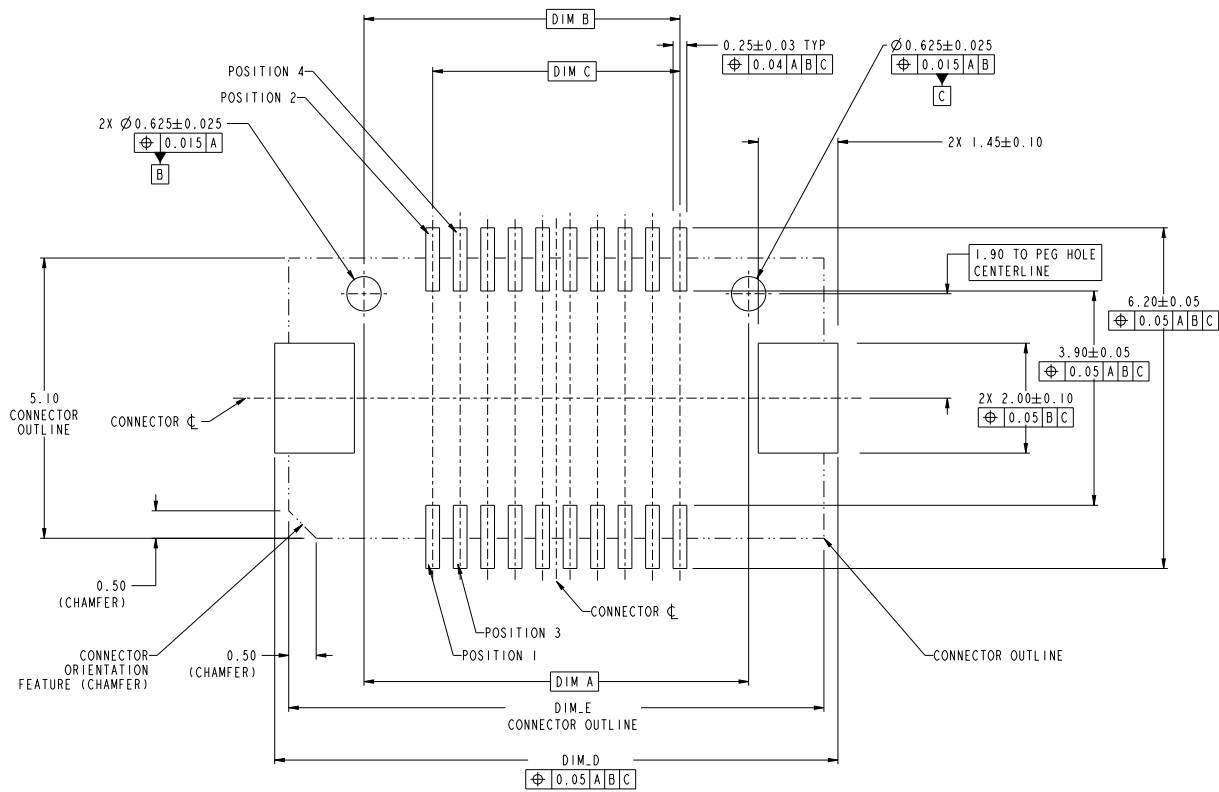
spec ref	---	dr	Doc Number	10106813	projection	mm	size	A2	scale	10:1
tolerance std	---	eng	Product Des	10106813	chr	---	ecm no	I	rel level	Released
---	TOLERANCES UNLESS OTHERWISE SPECIFIED	appr	Product Des	10106813	product family	MezzoStak	rel level	Released		
surface	linear	0.X	±0.3	FCI	HERMAPHRODITIC CONNECTOR, LONG STYLE	2	10106813	rev	C	
---	angular	0.XX	±0.10	www.fci.com	20-70 POS, 0.50 CTR, 4-7MM STACK HT	3				sheet 4 of 7
---		0.XXX	±0.05							
---		0	±2							

PDS: Rev :C

STATUS:Released

Printed: Sep 08, 2011

PRODUCT NUMBER	NUMBER OF POSITIONS	DIM A	DIM B	DIM C	DIM D±0.10	DIM E
10106813-02X112LF	20	7.00	5.75	4.50	10.25	9.74
10106813-03X112LF	30	9.50	8.25	7.00	12.75	12.24
10106813-04X112LF	40	12.00	10.75	9.50	15.25	14.74
10106813-05X112LF	50	14.50	13.25	12.00	17.75	17.24
10106813-06X112LF	60	17.00	15.75	14.50	20.25	19.74
10106813-07X112LF	70	19.50	18.25	17.00	22.75	22.24



OPTION 1 - SPACE OPTIMIZED FOOTPRINT  
 SEE TABLE FOR PCB LAYOUT DIMENSIONS  
 SEE NOTE 11 FOR STENCIL CREATION GUIDELINES

spec ref	---	dr	Doc Number	10106813	projection	mm	size	A2	scale	10:1
tolerance std	---	eng	Product Des	10106813	chr	---	ecr no	E	rel level	Released
---	TOLERANCES UNLESS OTHERWISE SPECIFIED	appr	Product Desc	10106813	product family	MezzoStak	rel level	Released		
surface	✓ linear	0.X	±0.3	FCI	HERMAPRODITIC CONNECTOR, LONG STYLE	2	eng	10106813	rev	C
---	0.XX	±0.10	---	---	20-70 POS, 0.50 CTR, 4-7MM STACK HT	---	---	---	---	---
---	0.XXX	±0.05	---	---	---	---	---	---	---	---
---	magior	±	---	---	---	---	---	---	---	---

PDS: Rev :C

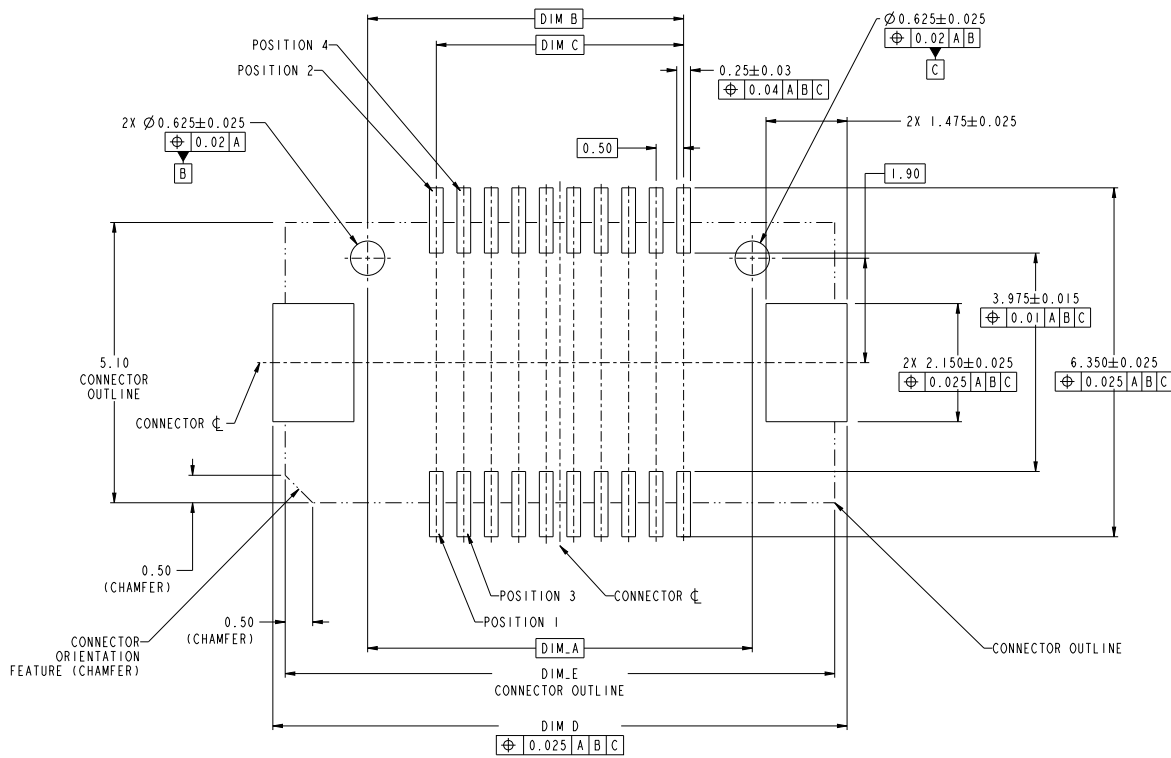
STATUS: Released

Printed: 08/08/2011

Copyright FCI

Product - Customer Draw sheet 5 of 7

PRODUCT NUMBER	NUMBER OF POSITIONS	DIM A	DIM B	DIM C	DIM D±0.025	DIM E
10106813-02X112LF	20	7.00	5.75	4.50	10.45	9.74
10106813-03X112LF	30	9.50	8.25	7.00	12.95	12.24
10106813-04X112LF	40	12.00	10.75	9.50	15.45	14.74
10106813-05X112LF	50	14.50	13.25	12.00	17.95	17.24
10106813-06X112LF	60	17.00	15.75	14.50	20.45	19.74
10106813-07X112LF	70	19.50	18.25	17.00	22.95	22.24



OPTION 2 - FOOTPRINT  
 SEE TABLE FOR PCB LAYOUT DIMENSIONS  
 SEE NOTE 11 FOR STENCIL CREATION GUIDELINES

spec ref	---	dr	Doc Owner	2010/07/27	projection	mm	size	A2	scale	10:1
tolerance std	---	eng	Product Eng	2010/08/07	chr	---	ecr no	E	rel level	Released
---	TOLERANCES UNLESS OTHERWISE SPECIFIED	appr	Product Design	2010/08/08	product family	MezzoStak	rel level	Released		
surface	linear	0.X	±0.3	FCI	HERMAPHRODITIC CONNECTOR, LONG STYLE	2	10106813	rev	C	
---	---	0.XX	±0.10	www.fcicom	20-70 POS, 0.50 CTR, 4-7MM STACK HT	3		Product	Customer Draw	sheet 6 of 7
---	---	0.XXX	±0.05							
---	---	Ø	±0.2							

PDS: Rev :C

STATUS: Released

Printed: 8p 08, 2011




Copyright FCI

1 2 3 4 5 6 7 8

NOTES

- 1 - MATERIAL:  
HOUSING - LCP, UL94-V0, COLOR: BLACK  
CONTACTS:  
CONTACT PLATING:  
SEPARABLE INTERFACE: PERFORMANCE-BASED PLATING, QUALIFIED TO MEET THE REQUIREMENTS OF FCI PRODUCT SPECIFICATION GS-12-577.  
SOLDER TAILS: 0.10µm Au  
HOLD DOWNS: BRASS PLATED WITH 2.5µm Sn OVER 1.27µm UNDERPLATE.
- 2 - RECOMMENDED LEAD FREE SOLDER PASTE THICKNESS 150µm.
- 3 - THE HOUSING WILL WITHSTAND EXPOSURE TO 260°C PEAK TEMPERATURE FOR 30 SECONDS IN A CONVECTION INFRA RED OR VAPOR PHASE REFLOW OVEN. SEE APPLICATION SPECIFICATION.
- 4 - THIS PRODUCT MEETS EUROPEAN UNION DIRECTIVES AND OTHER COUNTRY REGULATION AS DESCRIBED IN GS-22-008
- 5 - PACKAGING TAPE AND REEL. PACKAGING SPECIFICATION GS-14-1320
- 6 - PRODUCT SPECIFICATION GS-12-577
- 7 - LEAD CO-PLANARITY TO BE 0.08MM MAX.
- 8 - PRACTICAL CONNECTOR HEIGHT AS SPECIFIED IN THE TABLE IS NOT THE DIMENSIONAL HEIGHT OF THE CONNECTOR BUT THE HEIGHT AS IT PERTAINS TO TOTAL STACK HEIGHT. AN EXAMPLE IS A CONNECTOR WITH A 2.5MM PRACTICAL CONNECTOR HEIGHT AND WHEN MATED TO ITSELF WILL RESULT IN A BOARD TO BOARD STACK HEIGHT OF 5MM.
- 9 - DISCRETE CONNECTOR HEIGHT AS SHOWN IN THE TABLE IS THE ACTUAL DIMENSIONAL CONNECTOR HEIGHT. ALSO SEE INFORMATION ON PRACTICAL HEIGHT IN NOTE 8.
- 10 - THE TOE HEIGHT OF THE SOLDER TAIL SHALL BE MEASURED FROM THE LOWEST POINT OF THE 0.08 COPLANARITY PLANE. THIS MEASUREMENT SHALL NOT EXCEED A WINDOW OF 0.00 TO 0.10MM.
- 11 - REFER TO IPC 7525-A FOR STENCIL CREATION

Copyright FCI  
FCI

spec ref	---	dr	Doc Owner	20100102	projection	mm	size	A2	scale	10:1			
tolerance std	---	eng	Product Eng	20100807			ecn no	I	cls	Released			
---	TOLERANCES UNLESS OTHERWISE SPECIFIED	chr		---									
---		appr	Product Design	20110808	product family	MezzoStak	rel level						
surface	✓	linear	0.X	±0.3		HERMAPHRODITIC CONNECTOR, LONG STYLE	2	10106813	C	rev			
---		0.XX	±0.10	www.fcicom							cat. no.	Product - Customer Draw	sheet 7 of 7
---		0.XXX	±0.05										
---		angular	°	±2°									

PDS: Rev :C STATUS:Released Printed: Sep 08, 2011

1 2 3 4 5 6 7 8