





SERIES 368



Example Part Number 368 - 006 - 540 - 201



Series 368

Total Number of Contacts	Connector Style	
004	End Module	
006	Centre Module	
Contact Code	Description & Tail Size	Tail Length "G"
542	P.C. Tail .031 Square (0.79 Square)	.380 (9.65)
540	Wire Wrap .031 Square (0.79 Square)	.600(15.24)
Mounting Option	201	

SPECIFICATIONS

Insulator Material: Diallyl Phthalate, UL 94V-0

Colour: Green

Contact Material: Phosphor Bronze Alloy CA-510

Contact Plating: Gold over Nickel for Entire Contact

Current Rating: 5 Amperes Continuous

FEATURES

.156 (3.96) Contact Spacing x .200 (5.08) Row Spacing

Accepts .062 (1.57) Nominal Thickness P.C. Board

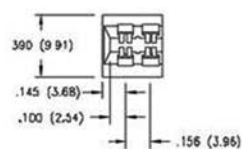
High Profile Insulator Body, .630 (16.00)

Press Fit Contact Termination Options include .031 (0.79) Square Wire Wrap & P.C. Tails

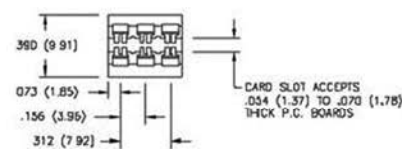
Modular Design permits any Connector Length Assembly

Accepts Between Contact and In-Contact Polarizing Keys

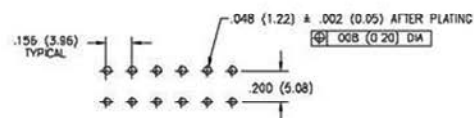
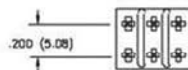
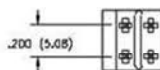
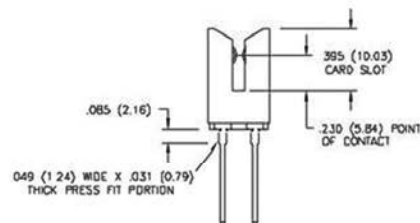
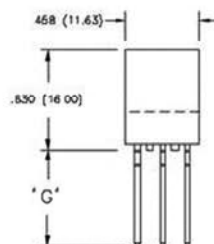
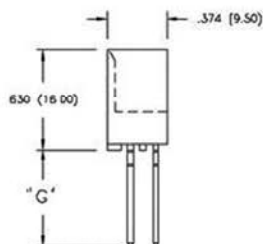
4 CONTACT END MODULE



6 CONTACT CENTRE MODULE



FOR BETWEEN CONTACT POLARIZING KEY, SPECIFY P/N 368-240-318



RECOMMENDED HOLE PATTERN FOR PRESS FIT