

Tous droits strictement réservés. Reproduction ou communication à des tiers  
interdite sous quelque forme que ce soit sans autorisation écrite du propriétaire.  
Propriété de c FCI. Droits de reproduction FCI.

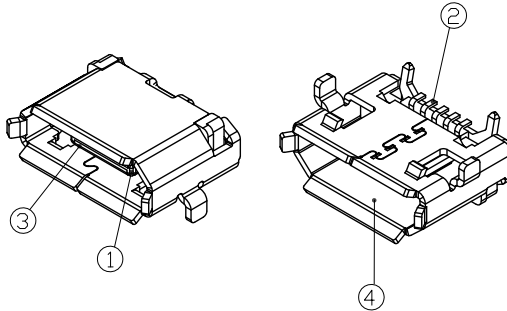
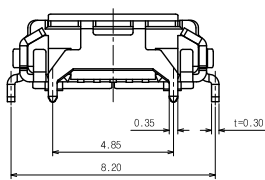


All rights strictly reserved. Reproduction or issue to third parties in any  
form whatever is not permitted without written authority from the proprietor.  
Property of FCI. Copyright FCI.

1 | 2

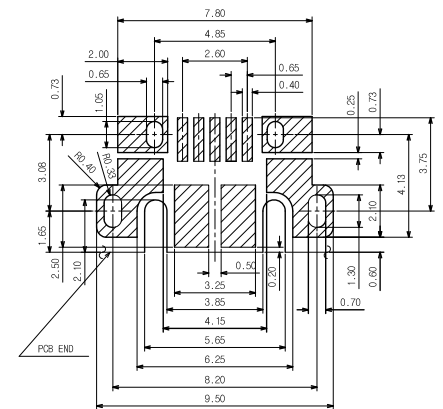
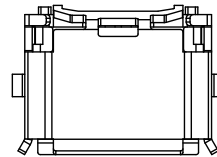
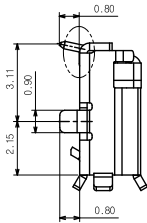
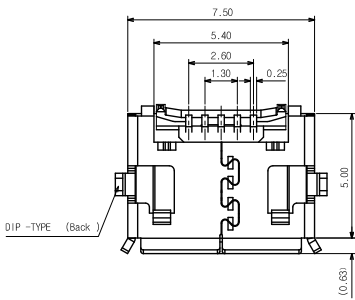
3

4



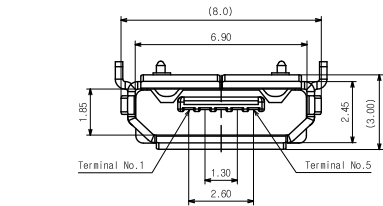
-NOTE-

- This product is enable to mount both USB-IF Recommended PCB pattern bottom of soldering terminals
- Coplanarity : The dimension between flat tool and when connector put on the flat tool like PCB Signal Contact ter' solder tail : Max 0.08 mm Metal tab : Max 0.1mm
- Product numbering: 10103592 - 0001 LF



RECOMMENDED PCB Pattern

(Tolerance : ±0.05)



No.	Part Name	Material	Finish	Remarks
1	Housing	Thermoplastic	Black	
2	Contact Ter'	Copper alloy	Au over Ni	
3	Plate	Sustainess steel		
4	Shield	Sustainess steel	Sn over Ni	

mat'l. code				tolerances unless otherwise specified		CUSTOMER COPY		FCI	
ltr	ecn no	dr	date	linear	.X ± 0.38	projection	title	www.fciconnect.com	
A	T10-0002	J.H	1/7/10	angles	.XX ± 0.25		MICRO-USB B-TYPE REVERSE	product family USB	
					.XXX ± 0.10			code	TWN
				dr	0° ± 2°	MM	size	dwg no	
				enrg	JASON HSU 1/7/10	scale	A4	10103592	
				chr	GARY HSIEH 1/7/10	NA	1 of 1		
				appd	JOSEPH HSIA 1/7/10		cage code		
sheet index	revision	A							
	sheet	1							

1 | 2

3

4

ACAD

PDM: Rev:A

STATUS Released

Printed: Jun 02, 2010