

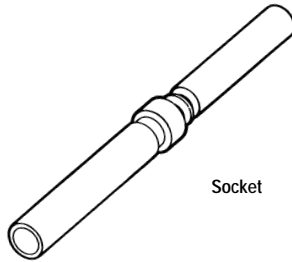
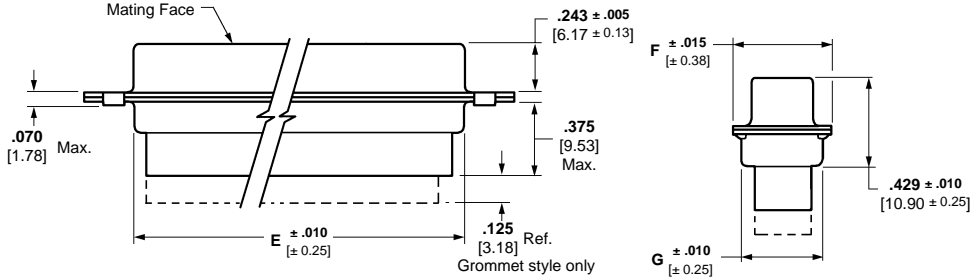
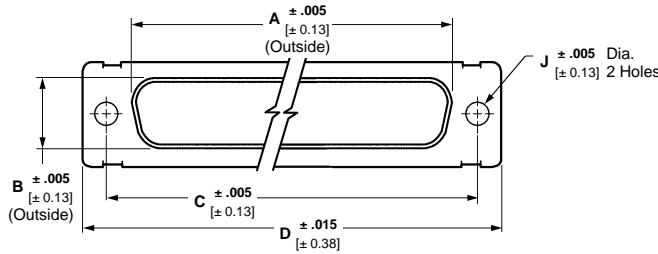
**Non-Magnetic Crimp Receptacles, Series 90, High Density Connectors (NASA Qualified)**

**Connector Material and Finish**

- Shell - Brass, gold plated
- Insert - Approved material per MIL-DTL-24308
- Retention Clips - Copper alloy

**Related Product Data**

- Cavity Identification - page 5127
- Mounting, Mating Specifications - page 5143
- Accessories - pages 5148-5150



Socket

Wire Size Range	AMP Part No. / NASA No.
22-28 0.4-0.08	206071-1 G-08-S1
26-28 0.15-0.08	206496-1 —

Max. insulation diameter .054 [1.38]  
 Hand tool AMP Part Number 601966-1 or MIL Part Number M22520/2-01  
 Positioner AMP Part Number 601966-4 or MIL Part Number M22520/2-06

**Contact and Hood Material and Finish**

Copper alloy, .000050-.000100 [0.00127-0.0254] thick gold plate over .000100-.000150 [0.0254-0.00381] thick copper underplate

**Non-Magnetic Receptacles per NASA Specification**

No. of Contact Pos. (Shell Size)	Dimensions								NASA No.	AMP Part No.
	A	B	C	D	E	F	G	J		
15 (1)	.643	.311	.984	1.213	.759	.494	.422	.154	311P407-1S-B-15	206499-1
	16.33	7.9	24.99	30.81	19.28	12.55	10.72	3.91	311P407-1S-B-12	206499-4
26 (2)	.971	.311	1.312	1.541	1.083	.494	.422	.154	311P407-2S-B-15	206501-1
	24.66	7.9	33.32	39.14	27.51	12.55	10.72	3.91	311P407-2S-B-12	206501-4
44 (3)	1.511	.311	1.852	2.088	1.625	.494	.422	.154	311P407-3S-B-15	206064-2
	38.38	7.9	47.04	53.04	41.3	12.55	10.72	3.91	311P407-3S-B-12	206064-4
62 (4)	2.159	.311	2.500	2.729	2.272	.494	.422	.154	311P407-4S-B-15	206503-1
	54.84	7.9	63.5	69.32	57.7	12.55	10.72	3.91	311P407-4S-B-12	206503-4
78 (5)	2.064	.423	2.406	2.635	2.178	.605	.534	.154	311P407-5S-B-15	206505-1
	52.43	10.74	61.11	66.93	55.32	15.37	13.56	3.91	311P407-5S-B-12	206505-4
104 (6)	2.189	.485	2.500	2.729	2.302	.668	.596	.154	311P407-6S-B-15	206065-2
	55.6	12.32	63.5	69.32	58.47	16.97	15.14	3.91	311P407-6S-B-12	206065-4

**Non-Magnetic Receptacles With Silicone Rubber Rear Grommet<sup>1</sup>**



Pin and Socket Insertion/Extraction Tool

AMP Part Number 91067-1 or MIL Part Number M81969/1-04  
 Insertion tip, for replacement Part Number 126237-1  
 Extraction tip, for replacement Part Number 126195-2

No. of Contact Pos. (Shell Size)	Dimensions								AMP Part No.
	A	B	C	D	E	F	G	J	
15 (1)	.643	.311	.984	1.213	.759	.494	.422	.120	211667-4
26 (2)	.971	.311	1.312	1.541	1.083	.494	.422	.120	211668-4
44 (3)	1.511	.311	1.852	2.088	1.625	.494	.422	.120	211669-4
62 (4)	2.159	.311	2.500	2.729	2.272	.494	.422	.120	211670-4
78 (5)	2.064	.423	2.406	2.635	2.178	.605	.534	.120	211671-4
104 (6)	2.189	.485	2.500	2.729	2.302	.668	.596	.120	211672-4

<sup>1</sup> Grommet provided for cable strain relief.