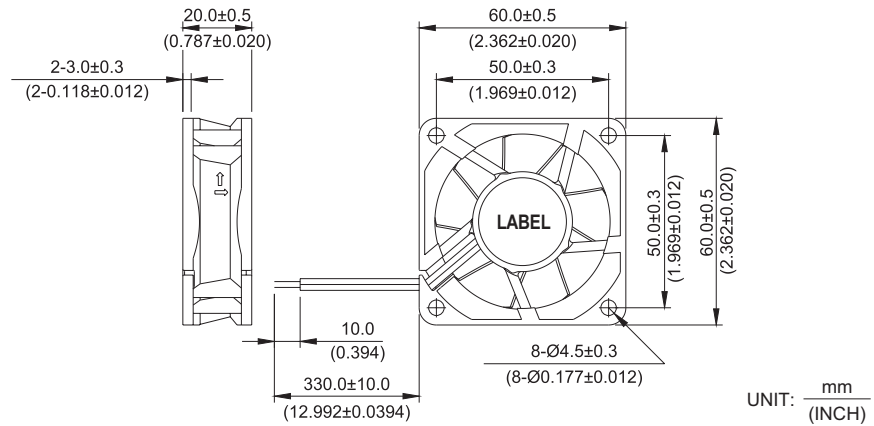


LFB 60 x 60 x 20 MM SERIES

DIMENSIONS DRAWING

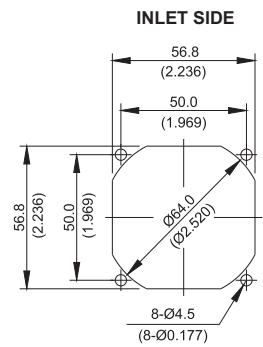
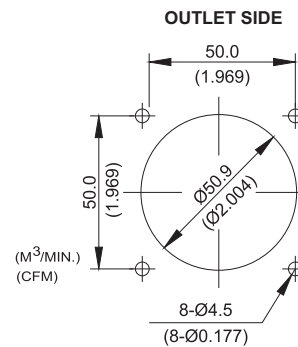
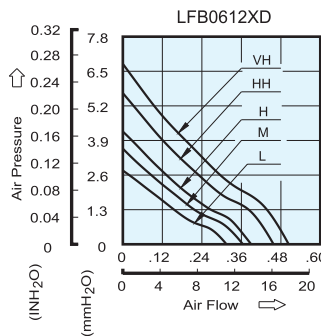


UNIT: $\frac{\text{mm}}{\text{(INCH)}}$

- * Bearing Type
Ball Bearings
- * Material
Impeller & Frame: Plastic (UL94V-0)
- * Lead Wires :
UL 1430AWG#28 OR Equivalent
Red Wire Positive (+)
Black Wire Negative (-)
- * Weight : 53g (1.88 oz)

P & Q CURVE (AT RATED VOLTAGE)

MOUNTING PANEL CUTOUT



UNIT: $\frac{\text{mm}}{\text{(INCH)}}$

MODEL		Rated Voltage	Operating Voltage Range	Input Current	Input Power	Speed	Maximum Air Flow		Maximum Air Pressure		Noise
PART NO.	FUNCTION	VDC	VDC	Amp	Watt	R.P.M.	m ³ /min	CFM	mmH ₂ O	IN H ₂ O	dB-A
LFB0612LD	-R00 / -F00	12	7.0 to 13.8	0.05	0.60	3500	0.315	11.13	2.77	0.109	24.0
LFB0612MD	-R00 / -F00	12	7.0 to 13.8	0.07	0.84	4000	0.365	12.89	3.59	0.141	27.5
LFB0612HD	-R00 / -F00	12	7.0 To 13.8	0.09	1.08	4500	0.390	13.77	4.24	0.167	29.5
LFB0612HHD	-R00 / -F00	12	7.0 To 13.8	0.10	1.20	5000	0.458	16.18	5.68	0.224	33.5
LFB0612VHD	-R00 / -F00	12	7.0 To 13.8	0.12	1.44	5500	0.504	17.79	6.78	0.267	36.5

* Function type is optional.
 * The max. air flow and the speed are measured in free air ; max. air pressure is measured at zero air flow.
 * Noise is measured in anechoic chamber in free air, one meter from intake side.
 * All readings are typical values at rated voltage.
 * Specifications are subject to change without notice.