DATA CONTAINED IN THIS DOCUMENT IS PROPRIETARY TO TROMPETER ELECTRONICS INC. AND SHALL NOT BE DISCLOSED, COPIED OR USED FOR PROCUREMENT OR MANUFACTURE WITHOUT EXPRESS WRITTEN PERMISSION OF TROMPETER ELECTRONICS INC.

REVISIONS		22-01	SH 1
REV	DESCRIPTION	DATE	APPROVED
K	REVISED PER ECO 15124	7/23/03	WS

TABLE 1

P1 CONN TYPE — SCHEMATICS — DASH NO

P2 CONN TYPE	A DIM ⚠7	FIG NO	BJ77 ⚠8 E1	BJ77 E2	BJ77 E3	BJ77 E4	BJ77 E5	BJ77 E6	BJ77 E7	BJ77TL E1	BJ77TL E2	BJ77TL E3	BJ77TL E4	BJ77TL E5	BJ77TL E6
CJ20	1.844	1	-1	-4	-7	-19	-25	-181		-41	-49	-57	-65	-73	-196
UCJ20			-U1	-U4	-U7	-U19	-U25	-182		-U41	-U49	-U57	-U65	-U73	-197
PL20	1.778	2	-2	-5	-8	-20	-26	-183	-265	-42	-50	-58	-66	-74	-198
UPL20			-U2	-U5	-U8	-U20	-U26	-184		-U42	-U50	-U58	-U66	-U74	-199
BJ29	1.847	3	-3	-6	-9	-21	-27	-185		-43	-51	-59	-67	-75	-200
UBJ29			-U3	-U6	-U9	-U21	-U27	-186		-U43	-U51	-U59	-U67	-U75	-201
CJ40	1.844	1A	-10	-13	-16	-22	-28	-187		-44	-52	-60	-68	-76	-202
UCJ40			-U10	-U13	-U16	-U22	-U28	-188		-U44	-U52	-U60	-U68	-U76	-203
PL40	1.778	2A	-11	-14	-17	-23	-29	-189		-45	-53	-61	-69	-77	-204
UPL40			-U11	-U14	-U17	-U23	-U29	-190		-U45	-U53	-U61	-U69	-U77	-205
BJ49	1.847	3A	-12	-15	-18	-24	-30	-191		-46	-54	-62	-70	-78	-206
UBJ49			-U12	-U15	-U18	-U24	-U30	-192		-U46	-U54	-U62	-U70	-U78	-207
PL40P	1.778	2A	-31	-32	-33	-34	-35	-193		-47	-55	-63	-71	-79	-208
PL123	1.646	4	-36	-37	-38	-39	-40	-194		-48	-56	-64	-72	-80	-209
UPL123			-161	-162	-163	-164	-165	-195		-166	-167	-168	-169	-170	-210
BJ26															
UBJ26															
BJ46															
UBJ46															

P2 CONN TYPE	BJ77FL E1	BJ77FL E2	BJ77FL E3	BJ77FL E4	BJ77FL E5	BJ77FL E6	BJ377 E1	BJ377 E2	BJ377 E3	BJ377 E4	BJ377 E5	BJ377 E6
CJ20	-81	-89	-97	-105	-113	-211	-121	-129	-137	-145	-153	-226
UCJ20	-U81	-U89	-U97	-U105	-U113	-212	-U121	-U129	-U137	-U145	-U153	-227
PL20	-82	-90	-98	-106	-114	-213	-122	-130	-138	-146	-154	-228
UPL20	-U82	-U90	-U98	-U106	-U114	-214	-U122	-U130	-U138	-U146	-U154	-229
BJ29	-83	-91	-99	-107	-115	-215	-123	-131	-139	-147	-155	-230
UBJ29	-U83	-U91	-U99	-U107	-U115	-216	-U123	-U131	-U139	-U147	-U155	-231
CJ40	-84	-92	-100	-108	-116	-217	-124	-132	-140	-148	-156	-232
UCJ40	-U84	-U92	-U100	-U108	-U116	-218	-U124	-U132	-U140	-U148	-U156	-233
PL40	-85	-93	-101	-109	-117	-219	-125	-133	-141	-149	-157	-234
UPL40	-U85	-U93	-U101	-U109	-U117	-220	-U125	-U133	-U141	-U149	-U157	-235
BJ49	-86	-94	-102	-110	-118	-221	-126	-134	-142	-150	-158	-236
UBJ49	-U86	-U94	-U102	-U110	-U118	-222	-U126	-U134	-U142	-U150	-U158	-237
PL40P	-87	-95	-103	-111	-119	-223	-127	-135	-143	-151	-159	-238
PL123	-88	-96	-104	-112	-120	-224	-128	-136	-144	-152	-160	-239
UPL123	-171	-172	-173	-174	-175	-225	-176	-177	-178	-179	-180	-240

P2 CONN TYPE	BJ77RG (REVERCE GENDER) ⚠8 E1	E2	E3	E4	E5	E6	BJ377RG (REVERCE GENDER) ⚠8 E1	E2	E3	E4	E5	E6
PL20	-241	-243	-245	-247	-249	-251	-253	-255	-257	-259	-261	-263
UPL20	-242	-244	-246	-248	-250	-252	-254	-256	-258	-260	-262	-264

BJ26, UBJ26, BJ46, UBJ46: SEE 22-09

TABLE 2 ⚠8

JACK POLARIZATION CHART (BJ77 AND BJ77RG ONLY)

KEYING LETTER	A DEGREES	B DEGREES	C DEGREES	COLOR BAND
NONE	120°	120°	120°	NONE
T	100°	150°	110°	RED
U	120°	130°	110°	ORANGE
V	115°	130°	115°	YELLOW
W	125°	110°	125°	GREEN
X	130°	100°	130°	BLUE
Y	110°	140°	110°	VIOLET
Z	100°	160°	100°	GRAY
S	135°	135°	90°	WHITE

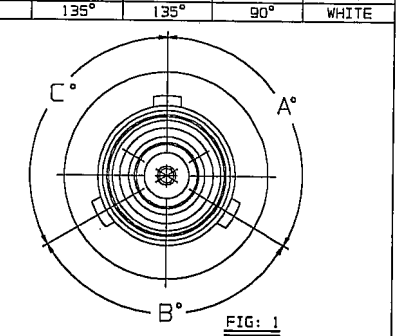

FIG: 1
SCALE: 4/1
KEYING LTR: NONE

RED INDICATES ORIGINAL

⚠8 POLARIZATION OPTIONAL ONLY ON BJ77 AND BJ77RG, SEE TABLE 2

⚠7 ADD .020 TO "A" DIM FOR ADAPTERS WITH "G" PREFIX

6. EXAMPLE OF COMPLETE PART NO:

22-01-G 1 - X
- PART NO
- ⚠3 (G)
- DASH NO
- POLARIZATION LETTER CODE OMIT FOR NONE ⚠8

5. EXAMPLE OF COMPLETE MODEL NO:

AD - BJ77 RG X - E1 - U CJ20
- ADAPTER
- (P1) CONN TYPE
- RG = REVERSE GENDER; OMIT FOR NORMAL GENDER
- POLARIZATION LETTER CODE IF REQ'D SEE TABLE 2 ⚠8
- SCHEMATIC
- U = 75 OHM; OMIT FOR 50 OHM
- (P2) CONN TYPE, (U INDICATES 75 OHM)

4. BETWEEN SERIES ADAPTERS: 2-LUG, 3-LUG, 4-LUG AND THREADED CONCENTRIC TWINAX/TRIAX BNC TYPE TO COAXIAL 50 & 75 OHM BNC/TNC & PUSH-ON PLUG/JACK

⚠3 FOR OPTIONAL GROUND LUG ADD PREFIX "G" TO DASH NO

2. FINISH TFS-1A (NICKEL)

1. ALL DIM ARE IN INCHES

FIG 1
(P1)
FIG 1A
(P1)

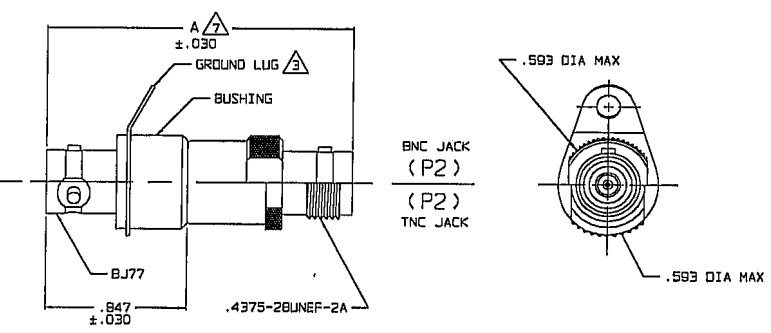

FIG 2
(P1)
FIG 2A
(P1)

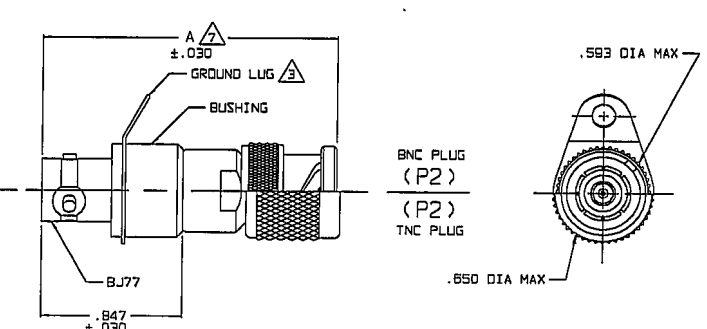

FIG 3
(P1)
FIG 3A
(P1)

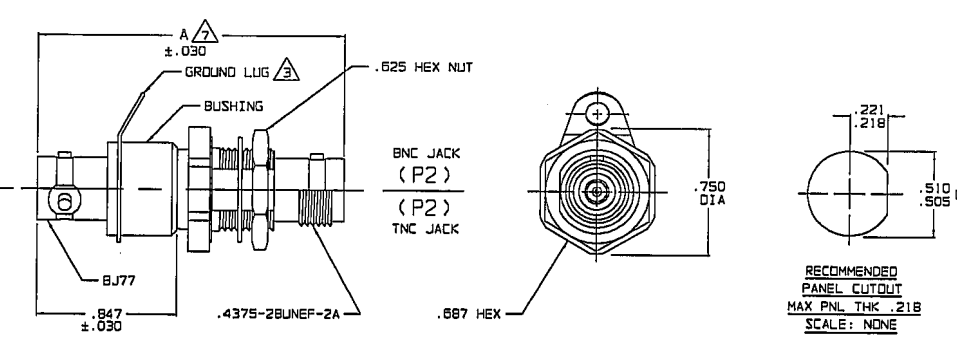

FIG 4
(P1)

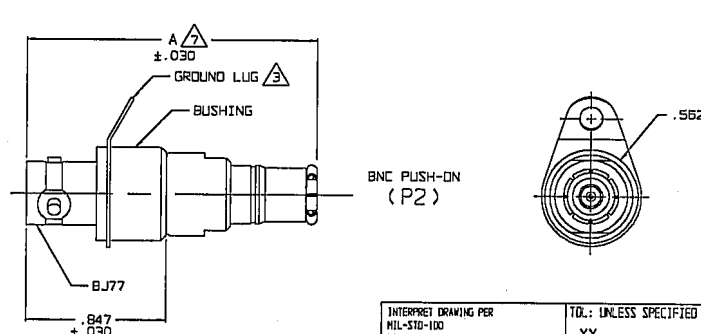

SCHEMATICS

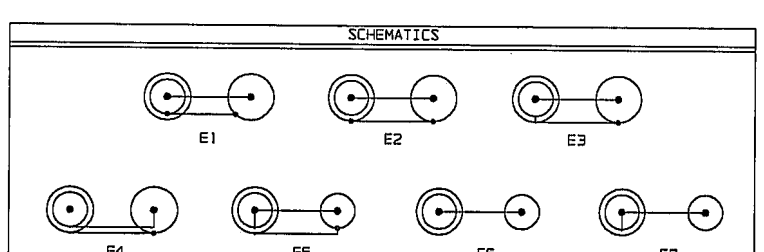

INTERPRET DRAWING PER MIL-STD-100 DIMENSIONS ARE IN INCHES AND INCLUDE FINISH THICKNESS UNLESS OTHERWISE SPECIFIED		TOL: UNLESS SPECIFIED .XX .XXX ±.005 .XXXX ANGLES	TROMPETER ELECTRONICS, INC.			
DRAWN AAH	DATE 7-22-03	MATERIAL:	TITLE: ADAPTER: BJ77, BJ77RG ⚠8 BJ77TL, BJ77FL, BJ377 TO BNC/TNC SERIES			
CHECKED DD	7-22-03					
QUALITY	7/23/03	FINISH:				
MANUF 030	7/23/03		SIZE B	CAGE CODE 14949	DRAWING NO. 22-01	REV. K
APPROVED WS	7/23/03					
NEXT ASSY	CAD FILE NO. 22-01K	DO NOT SCALE DWG	SCALE NONE	DATE: 2-25-85	SHEET 1C	

Downloaded from Elcodis.com electronic components distributor