

Liquidtight Flexible Metal Conduit Fittings

Our Liquidtight Line Is the End-All for Liquidtight Dust-Tight Connections.

All our high-performance products are designed to deliver excellent reliability as well as ease of installation in virtually any application. And you benefit from our expertise through our liquidtight and dust-tight connections available for a variety of conduits as well as portable cord.

Thomas & Betts offers the largest and most technologically advanced line of liquidtight fittings in the industry, including connectors for highly

specialized applications such as power and petrochemical plants, paper mills, robot manufacturers, packaging equipment, machine tool building, and other OEM and MRO applications. At Thomas & Betts, we integrate the latest manufacturing technologies with the highest quality materials available. So you can be assured of reliable, liquidtight products that offer improved on-the-job performance and reduced installation time and costs.

T&B Fittings



United States
Tel: 901.252.8000
800.816.7809
Fax: 901.252.1354

Technical Services
Tel: 888.862.3289

Thomas & Betts

www.tnb.com

A-105

T&B makes liquidtight fittings for demanding situations.

Liquidtight Flexible Metal Conduit Fittings

Gland deflects water away from connector and prevents "pooling" of moisture. Look for the distinctive "Pumpkin" appearance of the gland nut.

Self-Cleaning Threads inside gland nut keep dirt and grime out of the threads as you tighten.

Double Beveled Sealing Ring is designed with five unique sealing mechanisms and cannot be installed backwards. Manufactured of high-temperature rated thermoplastic to demanding specifications. Look for the unique T&B blue color ensuring the highest quality fitting.

Safe Edge® Ground Cone provides superior bonding, stronger pullout, easy threading and conductor protection. Look for the distinctive "ski slope" appearance within the "pumpkin" gland nut.


Heat-Curled Insulator provides excellent wire protection and easier glide of conductors through and into the fitting. In addition, the heat-curled finish gives the insulator more strength than glue-in insulators. Look for the unique T&B blue color ensuring the highest quality fitting.

Precision Machined Rolled Threads provide smooth, easy installations.

Tempered Cast Locknut with Teeth provides superior strength and electrical bonding and can be installed without a wrench in the enclosure.

Revolver® Grounding Fitting

Saves time and money using our infinitely adjustable rotating ground lug. Simply align the lug in your preferred position and tighten the gland. You'll never need to worry about tightening it into an inconvenient position again.



T&B's Heat-Curled Insulator



Competitor's Glue-In Insulator



Add suffix -GR to the fitting catalog number to order the Revolver® Grounding version.



Liquidtight Flexible Metal Conduit Connectors



Liquidtight Connectors

Liquidtight Flexible Metal Conduit Fittings

Thomas & Betts Liquidtight fittings for flexible metal conduits are suitable for a wide range of installations, including heavy industrial applications. Our Liquidtight fittings are designed to stand up to demanding, wet or corrosive environments, including power and petrochemical plants, paper mills, and anywhere high performance is a requirement.

Features of Thomas & Betts Liquidtight Fittings include:

- Safe Edge® ground cone design that accepts variations in raceway convolutions and provides a positive bond
- Continuous sealing ring that completely surrounds the conduit to ensure a liquid-tight seal
- Zinc chromatic plating for longer life and exceptional appearance
- The broadest liquid-tight line in the industry, including PVC coated, externally grounded, aluminum series, Chase® style, nonmetallic Bullet series, wire mesh grips and more



Liquidtight Fittings for Special Applications

The Revolver® Externally Grounded Fitting

The Revolver liquidtight grounding fitting is our latest breakthrough in convenience to save time and money on the job while delivering a quality connection.

The grounding lug of the new Revolver connector can be rotated in a full circle for convenient positioning that doesn't change when you tighten it. Plus, it's available for the first time in aluminum. It's the newest innovation in Thomas & Betts' versatile line of Liquidtight Connectors — fittings you can count on for liquidtight and dust-tight connections, because all our products revolve around your needs.

Chase®-Style Fittings

Where space is tight, our Chase fittings enable for compact connections within an enclosure.

Sealing Gaskets

Thomas & Betts sealing gaskets are resistant to oil, coolants and hydraulic fluids as well as water, with a stainless steel retaining clip that ensures a quality seal. They're the ideal match to our Liquidtight connectors for a safe and secure seal.



Liquidtight Flexible Non-Metallic Conduit Fittings

When non-metallic, Type A or EFC conduits are called for, Thomas & Betts' XTRA FLEX® System has our outstanding Bullet fittings and conduits for liquid- and dust-tight connections.

Bullet Fittings

- Feature one-piece construction and a captive O-ring for ease of installation
- Provide a positive seal between the conduit and the connector
- Has tapered thread hub and sealing O-ring for a tight seal to the box or other enclosure

- Are constructed of nonburning, nondripping thermoplastic for high strength chemical resistance
- Feature a smooth insulated body for maximum dielectric strength
- Have a patented, serrated finger design that provides high mechanical pullout strength
- Include a complete range of flexible, non-metallic conduits — including both smooth and corrugated varieties — to complete our XTRA FLEX® System

Liquidtight Flexible Metal Conduit Fittings



5331 Series*
5231 AL Series



5361 Series

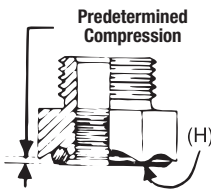


5271 Series

* 5341 Series...
same as 5331, except 45° Connectors
5351 Series...
same as 5331, except 90° Connectors



5361 Series
Chase® Style



Application

- Used where flexible metal raceway is installed in outdoor or indoor locations where exposed to continuous or intermittent moisture
- To positively bond conduit to box or enclosure

Features

- Ability to install quickly with low torque effort
- Ground cone design offers the following advantages:

- (1) Compresses metallic convolutions; provides high quality ground contact with low impedance and high raceway holding power (A)
- (2) Single helical thread on ground cone is easy to install without cross thread; accepts variations in raceway diameters and convolution pitch (B)
- (3) Rolled over edge protects conductors (C)

Sealing Ring Design Features

- (1) Grips and seals at leading and trailing edge — will not abrade raceway jacket (D)
- (2) Provided with grooves on inside diameter for anti-sleeving (E)
- (3) Shoulders on both ends for extra sealing (F)
- (4) Symmetrical shape assures foolproof assembly

- Can be disconnected and reused.

- Watertight/oil tight installation at box or enclosure termination is assured by:

- (1) External taper thread hub on 5331 series and use of sealing gasket 5262 series (G)
- (2) Captivated sealing O-Ring on 5361 series (H)
- (3) Taper tapped hole on 5271 series

- Suitable for use in Class I Division 2, Class II Division 1 and 2 and Class III Division 1 and 2 Hazardous Locations per NEC Section 500

- Suitable as a grounding means per NEC Section 351-9 (up to 1¼" trade size on)

- ½" & 1¼" sizes laboratory tested to carry ground fault current of up to 1,000 amps RMS with duration of fault current 3 cycles

- Conforms with JIC requirements

- Available with imperial, ISO & PG threaded hub

Standard Material

5331-5361-5271 Series

Body, Gland, Locknut & Ground Cones: All steel or malleable iron

Sealing Ring and Insulator: All thermoplastic

Sealing Gasket: Stainless Steel and Santoprene™

5331SST-5331SSTHT Series

304 Stainless Steel insulated

Sealing Ring and Insulator: All thermoplastic

Sealing Gasket: Stainless Steel and Santoprene™

5231 AL Series

All Copper-free Aluminum (non-insulated)

Standard Finish

5331-5361-5271 Series

Electro Zinc Plated with Chromate Coating

5331ST-5331STH Series

Electro Zinc Plated with Chromate Coating

5231 AL Series

Copper-free Aluminum

Range

5331 Series ¾" through 6"* conduit

5341 Series ¾" through 4" conduit

5351 Series ¾" through 4" conduit

5361 Series ¾" through 4" conduit

5271 Series ¾" through 1¼" conduit

5331SST Series ¾" through 2" conduit

5331SSTHT Series ¾" through 2" conduit

5231 AL Series ¾" through 4" conduit

*All hubs provided with taper pipe threads (NPT)

Listings/Compliances

UL UL File No. E-23018

CSA LR-2884, LR-4484, LR-9555

UL 514B

CSA C22.2 No. 18

NEMA FB-1

NFPA 70-1999 (ANSI)

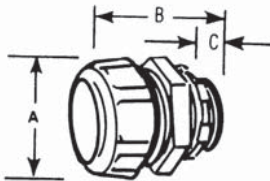
JIC EGP1

JIC EMP1

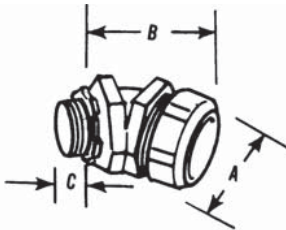
Federal Specification A-A-50552

Federal Standard H-28 (Threads)

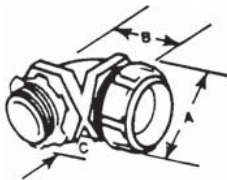
Liquidtight Flexible Metal Conduit Fittings



Steel/malleable iron or aluminum tapered hub threads. With safe-edge ground through 4" cone and double bevel seating ring (through 2").



Malleable iron, tapered hub threads. With safe-edge ground cone and double bevel sealing ring (through 2").



52° and 53™ Series Liquidtight Straight Connectors*



CAT. NO.		CONDUIT SIZE	DIMENSIONS (IN.)		
INSULATED STEEL	NON-INSULATED STEEL		A	B	C
5229†	—	1/4"	27/32	1 1/8	15/32
5330†	—	5/16"	63/64	1 1/8	15/32
5331†**	5231†	3/8"	1 1/2	1 1/2	9/16
5332†	5232†	1/2"	1 1/8	1 1/16	9/16
5333†	5233†	3/4"	1 21/32	1 1/8	9/16
5334†	5234†	1"	1 1/8	2 1/16	3/4
5335†	5235†	1 1/4"	2 1/2	2 1/2	13/16
5336	5236	1 1/2"	2 23/32	2 1/16	13/16
5337	5237	2"	3 1/4	3 1/16	7/8
5338	5238	2 1/2"	3 3/4	4 1/8	1
5339	5239	3"	4 1/2	4 1/4	1
5340	5240	4"	5 1/2	4 1/2	1 1/8
5385†	5285	5"	8 3/4	7	1 1/8
5386†	—	6"	8 3/4	8 1/2	2

52° and 53™ Series Liquidtight 45° Angle Connectors*

CAT. NO.		CONDUIT SIZE	DIMENSIONS (IN.)		
INSULATED	NON-INSULATED		A	B	C
5341†**	5241†	3/8"	1 1/32	1 1/16	9/16
5342†	5242†	1/2"	1 1/8	1 1/8	9/16
5343†	5243†	3/4"	1 21/32	2 1/8	9/16
5344†	5244†	1"	1 1/8	2 1/4	3/4
5345†	5245†	1 3/8"	2 1/32	2 3/4	13/16
5346	5246	1 1/2"	2 23/32	3 3/8	13/16
5347	5247	2"	3 1/4	3 3/8	7/8
5348	5248	2 1/2"	3 3/4	4 1/4	1
5349	5249	3"	4 1/2	4 1/4	1
5350	5250	4"	5 1/2	4 5/8	1 1/8

52° and 53™ Series Liquidtight 90° Angle Connectors



CAT. NO.		HUB SIZE	CONDUIT SIZE	DIMENSIONS (IN.)		
INSULATED	NON-INSULATED			A	B	C
5351	5251	1/2"	3/8"	1 1/32	1 1/8	9/16
5352	5252	1/2"	1/2"	1 1/8	1 1/16	9/16
5353	5253	3/4"	3/8"	1 21/32	1 1/4	9/16
5354	5254	1"	1"	1 1/8	2 1/16	3/4
5355	5255	1 1/4"	1 1/4"	2 1/32	2 1/4	13/16
5356	5256	1 1/2"	1 1/2"	2 23/32	2 15/16	13/16
5357	5257	2"	2"	3 1/4	3 1/16	7/8
5358	5258	2 1/2"	2 1/2"	3 3/4	8 1/8	1
5359	5259	3"	3"	4 1/2	10 1/4	1
5360	5260	4"	4"	5 1/2	12 5/8	1 1/8

* Suitable for hazardous locations use in Class I, Div. 2; Class II, Div. 1 and 2; Class III, Div. 1 and 2, where general purpose equipment is specifically permitted per NEC Section 500-2(a).

** 3/8" Conduit Fitting has 1/2" hub.

† UL Listed as grounding means under NEC 351-7.

‡ Not UL Listed.

Note: UL Listed liquidtight; and CSA Certified watertight. Available with DURA-PLATE® Finish. UL File No. E-23018 CSA File No. 2884

Blue is a trademark color of Thomas & Betts.

For wire mesh grips refer to page A-114.

United States
Tel: 901.252.8000
800.816.7809
Fax: 901.252.1354

Technical Services
Tel: 888.862.3289

Thomas & Betts

www.tnb.com

A-109

52® Series High-Temperature Flexible Metal Liquidtight Fittings


Where liquidtight flexible metal fittings are required in high-temperature environments up to 150° C:

T&B Fittings



T&B HT-Series Liquidtight Fittings are available straight, 45° and 90°.

- The fitting shall have a steel ground cone to:
 - provide high quality ground contact
 - single helical thread for easy installation into conduit
 - rolled over edge to protect conductors
- The fitting shall have a plastic sealing ring to:
 - grip and seal at leading and trailing edge (double bevel up to 2") of conduit jacket
 - provide a watertight/oiltight seal
- The fittings shall be capable to terminate the conduit in either a threaded or threadless opening
- For applications where termination into a threaded opening is required, the fitting shall have external tapered NPT threads
- Fittings shall conform to UL 514B
- Accepted Manufacturers: Thomas & Betts — 5331-HT straight series, 5341-HT 45° series, 5351-HT 90° series; 5262 sealing ring series
- Fitting's body, gland, locknut and ground cone shall be constructed from steel or malleable iron, electro-zinc plated and chromate coated for corrosion protection
- Fitting's sealing ring and throat insulator will be molded from high-temperature nylon, suitable for temperatures up to 150° C and a minimum UL flammability rating of UL94-V2
- The fitting shall be constructed to accept high temperature flexible metal liquidtight conduit rated to 150° C
- The fitting shall have a plastic throat insulator to protect conductors



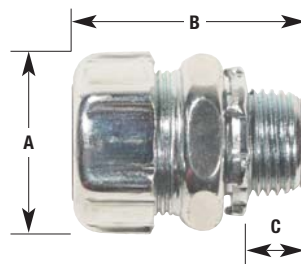
45° Liquidtight Fittings — HT

CAT. NO.	CONDUIT SIZE	DIMENSIONS		
		A	B	C
5341-HT	3/8"	1 1/32"	1 1/16"	9/16"
5342-HT	1/2"	1 3/8"	7/8"	9/16"
5343-HT	3/4"	1 21/32"	2 1/8"	9/16"
5344-HT	1"	1 1/2"	2 1/4"	3/4"
5345-HT	1 1/4"	2 3/32"	2 3/4"	13/16"
5346-HT	1 1/2"	2 23/32"	2 3/8"	13/16"
5347-HT	2"	3 1/4"	3 3/8"	7/8"




ATX Flexible Liquidtight Conduit

CAT NO.	CONDUIT SIZE	LENGTH (FT.)	INSIDE BEND RADIUS (IN.)
ATX038-TB	3/8"	100	1.5
ATX050-TB	1/2"	100	2.0
ATX075-TB	3/4"	100	2.5
ATX100-TB	1"	100	3.0
ATX125-TB	1 1/4"	50	3.5
ATX150-TB	1 1/2"	50	4.5
ATX200-TB	2"	50	5.5
ATX250-TB	2 1/2"	25	8.0
ATX300-TB	3"	25	10.0
ATX400-TB	4"	25	12.0



Straight Liquidtight Fittings — HT

CAT. NO.	CONDUIT SIZE	DIMENSIONS		
		A	B	C
5331-HT	3/8"	1 1/32"	1 1/2"	9/16"
5332-HT	1/2"	1 3/8"	1 1/8"	9/16"
5333-HT	3/4"	1 21/32"	1 5/8"	9/16"
5334-HT	1"	1 1/8"	2 1/16"	3/4"
5335-HT	1 1/4"	2 3/32"	2 1/2"	13/16"
5336-HT	1 1/2"	2 23/32"	2 11/16"	13/16"
5337-HT	2"	3 1/4"	3 3/16"	7/8"
5338-HT	2 1/2"	3 3/4"	4 1/8"	1"
5339-HT	3"	4 1/2"	4 1/4"	1"
5340-HT	4"	5 1/2"	4 1/2"	1 1/8"




90° Liquidtight Fittings — HT

CAT. NO.	CONDUIT SIZE	DIMENSIONS		
		A	B	C
5351-HT	3/8"	1 5/32"	1 3/8"	9/16"
5352-HT	1/2"	1 3/8"	1 3/8"	9/16"
5353-HT	3/4"	1 21/32"	1 3/4"	9/16"
5354-HT	1"	1 7/8"	2 3/16"	3/4"
5355-HT	1 1/4"	2 9/32"	2 3/4"	13/16"
5356-HT	1 1/2"	2 23/32"	2 3/8"	13/16"
5357-HT	2"	3 1/4"	3 3/16"	7/8"

Liquidtight Flexible Metal Conduit Fittings

High-quality, corrosion-resistant, liquidtight termination for LTA flexible aluminum conduit.

52® Series Liquidtight Aluminum Connectors — Straight and 90°



Specifications

Standard Material

- Body, Gland, Locknut Aluminum
- Sealing Ring Thermoplastic

Standard Finish

- Body, Gland, Locknut . . . Zinc Plating with Clear Chromate Ground Cones



CAT. NO.	CONDUIT SIZE (IN.)	DIMENSIONS (IN.)		
		A	B	C
Straight				
5231AL	3/8	1 1/2	1 1/2	9/16
5232AL	1/2	1 1/4	1 1/4	9/16
5233AL	3/4	1 3/4	1 3/4	9/16
5234AL	1	1 3/4	2 1/8	3/4
5235AL	1 1/4	2 1/2	2 1/2	13/16
5236AL	1 1/2	2 3/4	2 1/4	13/16
5237AL	2	3 1/4	3 1/8	7/8
5238AL	2 1/2	3 3/4	4 1/4	1
5239AL	3	4 1/2	4 1/4	1
5240AL		5 1/2	4 1/2	1 1/8
90° Angle				
5251AL	3/8	1 1/2	1 1/4	9/16
5252AL	1/2	1 1/4	1 1/4	9/16
5253AL	3/4	1 3/4	1 1/4	9/16
5254AL	1	1 3/4	2 1/8	3/4
5255AL	1 1/4	2 1/2	2 3/8	13/16
5256AL	1 1/2	2 3/4	2 3/8	13/16
5257AL	2	3 1/4	3 1/8	7/8

NEW!



Designed to resist corrosion.

LTA Flexible Aluminum Conduit

Use T&B LTA Flexible Aluminum Conduit with T&B Aluminum Liquidtight Fittings in corrosive environments or where weight is a major consideration — such as oil platforms, saltwater applications, pulp and paper, refineries, wastewater and food processing.

Specifications

- Construction: Utilizes the flexibility of a lightweight aluminum core, coupled with the advantage of a PVC jacket that is virtually unaffected by sunlight, acid and oil. WEEE and RoHS compliant
- Application: Used in situations where concerns of excessive weight and corrosion exist
- Standard Color: Machine tool gray
- Working Temperature: -20° C to +80° C
- Standard Materials/Finish: Conduit Core — Aluminum; Outer Jacket — PVC

CAT. NO.	CONDUIT SIZE (IN.)	LENGTH (FT.)	INSIDE BEND RADIUS (IN.)	WT. (LBS.)/ 100 FT.	WT. (LBS.)/ 50 FT.
LTA50-100	1/2	100	2.5	15	—
LTA75-100	3/4	100	3.0	20	—
LTA100-100	1	100	4.0	29	—
LTA125-50	1 1/4	50	4.5	—	20
LTA150-50	1 1/2	50	5.5	—	28
LTA200-50	2	50	7.0	—	36.5
LTA250-25	2 1/2	25	9.5	188	—
LTA300-25	3	25	11.5	244	—
LTA400-25	4	25	14	332	—

United States
Tel: 901.252.8000
800.816.7809
Fax: 901.252.1354

Technical Services
Tel: 888.862.3289

Thomas & Betts


www.tnb.com

The strength of steel — with superior corrosion-resistance!

Stainless Steel Liquidtight Conduit Connectors

Until now, there's been no ideal conduit fitting solution for use in heavily corrosive environments. Traditional metallic fittings corrode and require frequent replacement. Non-metallic fittings offer less strength, lower UV-resistance and don't stand up well in extreme temperatures. T&B® Stainless Steel Liquidtight Conduit Connectors are constructed of 304 stainless steel to resist corrosion while offering high strength, high UV-resistance and high endurance. Choose among a full range of fittings in straight, 45°, and 90° angled configurations for 3/8" to 2" conduit sizes. Look for the distinctive blue insulator and sealing ring for assurance of T&B quality.

- Ideal for industrial MRO and OEM applications in food and beverage, pharmaceutical, petrochemical, wastewater, salt water and other corrosive environments
- Connects metallic-cored liquidtight conduit to a box or enclosure
- Type 304 stainless steel body and gland-nut resist corrosion far better than other metallic fittings
- Stronger and more UV-resistant than non-metallic fittings
- Ground cones are available in 1 1/4", 1 1/2" and 2" sizes and are brass/nickel plated
- Available in straight, 45° and 90° angled configurations to fit conduit from 3/8" to 2"
- UL Listed Ratings: 3, 3R, 4, 4X
- Standard version (SST Series) rated for temperatures up to 105° C (221° F)
- Now available in a new high-temperature version (SSHT Series) for applications up to 150° C (302° F)



Stainless Steel Liquidtight Conduit Connectors — 105° C Max.



CAT. NO.	CONDUIT SIZE (IN.)	DIMENSIONS (IN.)			STD. PKG. QTY.	CAT. NO.	CONDUIT SIZE (IN.)	DIMENSIONS (IN.)			STD. PKG. QTY.	CAT. NO.	CONDUIT SIZE (IN.)	DIMENSIONS (IN.)			STD. PKG. QTY.
		A	B	C				A	B	C				A	B	C	
<i>Straight</i>																	
5331SST	3/8	1.36	1.02	—	25	5341SST	3/8	1.84	1.02	1.43	25	5351SST	3/8	1.95	1.02	1.84	25
5332SST	1/2	1.36	1.18	—	25	5342SST	1/2	1.62	1.18	2.04	25	5352SST	1/2	2.12	1.18	2.07	25
5333SST	3/4	1.39	1.37	—	25	5343SST	3/4	2.32	1.37	1.93	10	5353SST	3/4	2.47	1.37	2.44	10
5334SST	1	1.56	1.77	—	5	5344SST	1	2.86	1.77	2.37	5	5354SST	1	2.98	1.77	2.90	5
5335SST	1 1/4	1.72	2.12	—	20	5345SST	1 1/4	3.33	2.12	2.80	5	5355SST	1 1/4	3.53	2.12	3.36	5
5336SST	1 1/2	2.02	2.48	—	5	5346SST	1 1/2	3.94	2.48	3.39	2	5356SST	1 1/2	4.16	2.48	3.88	2
5337SST	2	2.34	3.04	—	2	5347SST	2	4.73	3.04	4.23	1	5357SST	2	8.60	3.04	4.69	1
<i>45° Angled</i>																	
<i>90° Angled</i>																	

Blue is a trademark color of Thomas & Betts.

Stainless Steel High-Temperature Liquidtight Conduit Connectors — 150° C Max.



CAT. NO.	CONDUIT SIZE (IN.)	DIMENSIONS (IN.)			STD. PKG. QTY.	CAT. NO.	CONDUIT SIZE (IN.)	DIMENSIONS (IN.)			STD. PKG. QTY.	CAT. NO.	CONDUIT SIZE (IN.)	DIMENSIONS (IN.)			STD. PKG. QTY.
		A	B	C				A	B	C				A	B	C	
<i>Straight</i>																	
5331SSHT	3/8	1.36	1.02	—	25	5341SSHT	3/8	1.84	1.02	1.43	25	5351SSHT	3/8	1.95	1.02	1.84	25
5332SSHT	1/2	1.36	1.18	—	25	5342SSHT	1/2	1.62	1.18	2.04	25	5352SSHT	1/2	2.12	1.18	2.07	25
5333SSHT	3/4	1.39	1.37	—	25	5343SSHT	3/4	2.32	1.37	1.93	10	5353SSHT	3/4	2.47	1.37	2.44	10
5334SSHT	1	1.56	1.77	—	5	5344SSHT	1	2.86	1.77	2.37	5	5354SSHT	1	2.98	1.77	2.90	5
5335SSHT	1 1/4	1.72	2.12	—	20	5345SSHT	1 1/4	3.33	2.12	2.80	5	5355SSHT	1 1/4	3.53	2.12	3.36	5
5336SSHT	1 1/2	2.02	2.48	—	5	5346SSHT	1 1/2	3.94	2.48	3.39	2	5356SSHT	1 1/2	4.16	2.48	3.88	2
5337SSHT	2	2.34	3.04	—	2	5347SSHT	2	4.73	3.04	4.23	1	5357SSHT	2	8.60	3.04	4.69	1
<i>45° Angled</i>																	
<i>90° Angled</i>																	

Blue is a trademark color of Thomas & Betts.

Liquidtight Flexible Metal Conduit Fittings

Sealing material resists oil, coolants and hydraulic fluids as well as water!

Liquidtight Sealing Gasket

The 5262 Series Sealing Gasket includes a stainless steel retaining ring to prevent elongation of the Santoprene® gasket, ensuring a superior seal.

Application

- When used with an externally threaded connector, provides a tight seal against oil, fumes or moisture at the knockout opening

Features

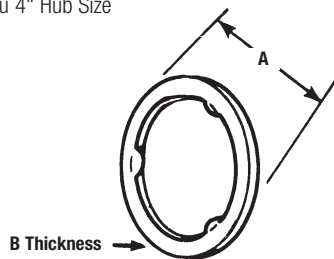
- Design locks resilient sealing material in steel
- Steel retainer protects seal from extruding out under torque and limits compression to an optimum predetermined value; provides high quality seal
- Resilient material flows and seals rough surfaces
- NEMA 3R, 4, 6 and 13

Standard Material

Retainer 316 Stainless Steel
Sealing Material Santoprene®
Thermoplastic Rubber

Range

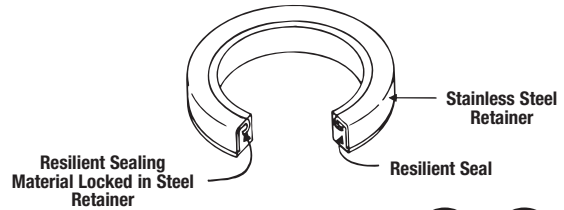
¼" thru 4" Hub Size



For use with T&B Fittings.



5262 Series Sealing Gasket



CAT. NO.	CONDUIT SIZE	DIMENSIONS (IN.)		STD. PKG. QTY.
		A	B	
5299**	¼"	.80	.11	50
5261**	⅜"	.95	.11	50
5262	½"	1.16	.18	50
5263	¾"	1.49	.19	25
5264	1"	1.75	.19	25
5265	1¼"	2.15	.22	5
5266	1½"	2.42	.23	5
5267	2"	2.92	.23	5
5268	2½"	3.44	.23	5
5269	3"	4.08	.23	5
5270	4"	5.29	.31	5


** UL not applicable.

UL File No. E 13938 CSA File No. 2884

Santoprene is a registered trademark of Advanced Elastomer Systems.

Provides a re-usable rain-, dust- and oil-tight seal for unused knockouts!

Liquidtight K.O. Plug



- No need to replace a NEMA 3R, 4, 6 or 13 box when a knockout is no longer used
- No tools needed to install — just push into knockout hole, and plug snaps in
- Made of flame-retardant Neoprene
- Meets UL 514 flammability test and NEMA 3R, 4, 6 and 13 requirements
- Temperature range – 30° C to 105° C

CAT. NO.	SIZE	A
5710	½"	1½"
5711	¾"	1 ½"
5712	1"	1 7/8"
5713	1¼"	2½"
5714	1½"	2 ½"
5715	2"	3½"
5716	2½"	3 7/8"
5717	3"	4 1/4"
5718	4"	5 1/4"

UL Listed raintight.

Meets Coast Guard Regulation CG293.

UL File No. E 13938

CSA File No. 2884

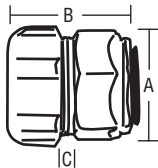


United States
Tel: 901.252.8000
800.816.7809
Fax: 901.252.1354

Technical Services
Tel: 888.862.3289

Thomas & Betts

www.tnb.com



Steel or malleable iron with O-Ring Seal

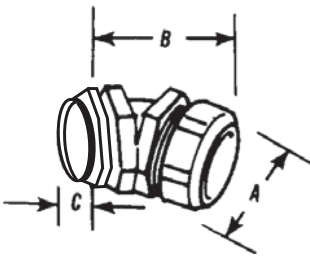
Nylon Insulated CHASE® Connectors



CAT. NO.	CONDUIT SIZE	DIMENSIONS (IN.)		
		A	B	C
5361†	3/8"	1 1/2	1 1/2	3/8
5362†	1/2"	1 3/4	1 3/4	3/4
5363†	3/4"	1 7/8	1 7/8	7/8
5364†	1"	2 1/2	2 1/2	1 1/4
5365†	1 1/4"	2 3/4	2 3/4	1 3/4
5366†	1 1/2"	2 5/8	2 3/4	3/4
5367†	2"	3 1/8	3	3/4
5368†	2 1/2"	4 1/4	3 1/2	7/8
5369†	3"	5 1/4	4 1/4	1 1/2
5370†	4"	5 1/2	4 1/2	1 1/2

With SAFE-EDGE® ground cone and double bevel sealing ring (through 2").

Nylon Insulated 90° Angle CHASE® Connectors



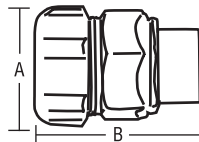
Malleable iron

CAT. NO.	CONDUIT SIZE	DIMENSIONS (IN.)		
		A	B	C
5371†	3/8"	1 1/2	1 1/2	3/8
5372†	1/2"	1 5/8	1 5/8	3/8
5373†	3/4"	1 3/4	1 7/8	3/4
5374†	1"	2 1/2	2 1/4	1 1/2

With SAFE-EDGE® ground cone and double bevel sealing ring.

NOTE: UL Listed Liquidtight; & CSA certified watertight. Suitable for hazardous locations use in Class I, Div. 2; Class II, Div. 1 and 2; Class III, Div. 1 and 2, where general purpose equipment is specifically permitted per NEC Section 500-2(a).

†UL listed as grounding means under NEC 351-7.



Standard Liquidtight Female Hub Adapter



CAT. NO.	CONDUIT SIZE	DIMENSIONS (IN.)	
		A	B
5271†	3/8"	1 1/2	1 1/8
5272†	1/2"	1 3/4	1 1/8
5273†	3/4"	1 7/8	1 1/4
5274†	1"	1 3/4	2 1/8
5275†	1 1/4"	2 1/2	2 1/2
5276†	1 1/2"	2 3/4	2 1/8
5277†	2"	3 1/2	3 1/8

†UL Listed as grounding means under NEC 351-7.

Prevents severe conduit bends and pullout!

Wiremesh Grips for Liquidtight Fittings



CAT. NO.	CONDUIT SIZE	LIQUIDTIGHT CONNECTORS			CHASE	90° CHASE	ADAPTER
		STRAIGHT	45°	90°			
WMG-LT1	3/8"	5331	5341	5351	5361	5371	5271
WMG-LT2	1/2"	5332	5342	5352	5362	5372	5272
WMG-LT3	3/4"	5333	5343	5353	5363	5373	5273
WMG-LT4	1"	5334	5344	5354	5364	5374	5274
WMG-LT5	1 1/4"	5335	5345	5355	5365	—	5275
WMG-LT6	1 1/2"	5336	5346	5356	5366	—	5276
WMG-LT7	2"	5337	5347	5357	5367	—	5277
WMG-LT8	2 1/2"	5338	5348	5358	5368	—	5278
WMG-LT9	3"	5339	5349	5359	5369	—	5279
WMG-LT10	4"	5340	5350	5360	5370	—	5282

Order wiremesh grip separately; no need to duplicate inventory.

UL File No. E23018

CSA File No. 2884 & 4484



External Bonding Liquidtight Flexible Metal Conduit Connectors

Application

- Used where external bonding jumper is required around liquidtight flexible metal conduit
- To positively bond conduit to box or enclosure
- Used where flexible raceway is installed in outdoor or indoors location where exposed to continuous or intermittent moisture

Features

- Designed with provision to install bonding jumper in several positions
- Designed to accept mechanical or compression lug
- Ability to install quickly with low torque effort
 - (1) Compressed metallic convolutions; assures ground contact with low impedance and high raceway holding power (A)
 - (2) Single helical thread on ground cone is easy to install without cross thread; accepts variations in raceway diameters and convolution pitch (B)
 - (3) Rolled over edge protects conductors (C)
- Sealing ring design has following exclusive features:
 - (1) Grips and seals at leading and trailing edge — will not abrade raceway jacket (D)
 - (2) Provided with grooves on inside diameter for anti-sleeving (E)
 - (3) Shoulders on both ends for extra sealing (F)
 - (4) Symmetrical shape ensures foolproof assembly
- Can be disconnected and reuse
- Watertight/oil tight installation at box or enclosure termination is ensured by:
 - (1) External taper thread hub on 5331GR series and use of sealing gasket 5262 series (G)
 - (2) Taper tapped hole on 5271 series
- Suitable for use in Class I Division 2, Class II Division 1 & 2 and Class III Division 1 & 2 Hazardous Locations per NEC Article 500
- Suitable as a bonding means per UL 467 and NEC Article 351-9
- Conforms with JIC requirements

Standard Material

52/53GR Series

Lugs: High conductivity copper (for copper conductor only)

Body, Gland, Locknut & Ground Cones: All steel or malleable iron

Sealing Ring and Insulator: All thermoplastic

Sealing Gasket: Stainless Steel and Santoprene

Strap: Steel

52ALGR Series

Copper-free aluminum

Standard Finish

52/53GR Series

All Electro Zinc Plated and Chromate Coated except lugs

Lugs: Bright Dipped

52ALGR Series

Zinc plating with clear chromate ground cones

Range

5331GR Series (straight connectors with male hub): 3/8" thru 6" conduit

5341GR Series (45°): 3/8" thru 4" conduit

5351GR Series (90°): 3/8" thru 4" conduit

5232ALGR Series: 3/8" thru 1" conduit

All hubs provided with taper pipe threads (NPT)

Listings/Compliances

UL File #E-23018

CSA

UL 467

UL 514B

CSA C22.2 No. 18

CSA22.2 No. 41

NEMA FB-1

NFPA 70

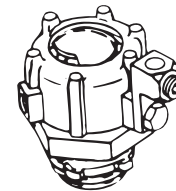
JIC EGP1

JIC EMP1

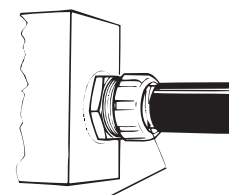
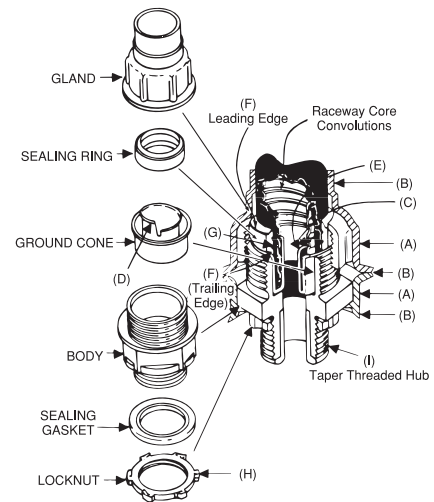
Federal Specification A-A-50552

Federal Standard H-28 (threads)

1 per C.E. Code, this method is not permissible.



Series 5331GR



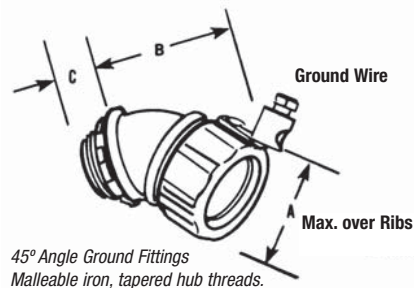
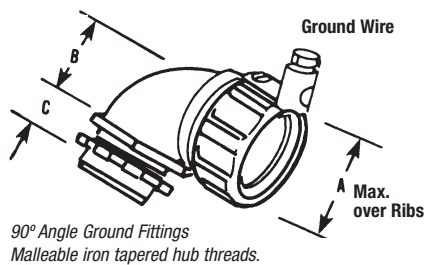
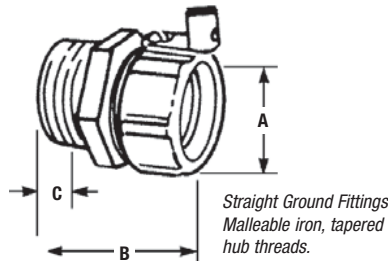
Sleeving

Raceway Jacket pulls off — exposing core and affecting liquidtight termination. Feature (E) on sealing ring helps overcome this problem.

Malleable iron with tapered hub threads!

Grounding Fittings — Straight*, 45° Angle and 90° Angle

T&B Fittings



CAT. NO.			CONDUIT SIZE	DIMENSIONS (IN.)			GROUND WIRE (AWG)
STEEL INSULATED	STEEL NON-INSULATED	ALUMINUM NON-INSULATED		A	B	C	
Straight Grounding Fittings							
5331GR**	5231GR*	5231 ALGR*	3/8"	1 1/2	1 1/2	3/16	14-8
5332GR*	5232GR*	5232ALGR*	1/2"	1 1/4	1 1/4	3/16	14-8
5333GR*	5233GR*	5233ALGR*	3/4"	1 3/4	1 1/4	3/16	14-4
5334GR*	5234GR*	5234ALGR*	1"	1 3/4	2 1/4	3/8	14-4
5335GR	5235GR	—	1 1/4"	2 1/4	2 1/4	13/16	8-1/0
5336GR	5236GR	—	1 1/2"	3 1/4	2 1/4	13/16	4-2/0
5337GR	5237GR	—	2"	3 13/16	3 3/8	7/8	4-2/0
5338GR	5238GR	—	2 1/2"	4 1/4	4 1/4	1	2-4/0
5339GR	5239GR	—	3"	5 1/4	4 1/4	1	2-4/0
5340GR	5240GR	—	4"	6 1/4	4 1/2	1 1/8	2-4/0
5385GR	5285GR	—	5"	8 1/4	7	1 1/8	2-4/0
5386GR	—	—	6"	8 1/2	8 1/2	2	2-4/0

CAT. NO.			CONDUIT SIZE	DIMENSIONS (IN.)			GROUND WIRE (AWG)
INSULATED	NON-INSULATED			A	B	C	
90° Angle Grounding Fittings							
5351GR**	5251GR**	5251ALGR*	3/8"	1 1/2	1 1/4	3/16	14-8
5352GR*	5252GR*	5252ALGR*	1/2"	1 1/4	1 1/4	3/16	14-8
5353GR*	5253GR*	5253ALGR*	3/4"	1 3/4	1 3/8	3/16	14-4
5354GR*	5254GR*	5254ALGR*	1"	1 3/4	2 1/4	3/8	14-4
5355GR*	5255GR	—	1 1/4"	2 1/4	2 1/4	13/16	8-1/0
5356GR	5256GR	—	1 1/2"	3 1/4	2 1/4	13/16	4-2/0
5357GR	5257GR	—	2"	3 13/16	3 3/8	7/8	4-2/0
5358GR	5258GR	—	2 1/2"	4 1/4	8 1/4	1	2-4/0
5359GR	5259GR	—	3"	5 1/4	10 1/4	1	2-4/0
5360GR	5260GR	—	4"	6 1/4	12 3/4	1 1/8	2-4/0

CAT. NO.			CONDUIT SIZE	DIMENSIONS (IN.)			GROUND WIRE (AWG)
INSULATED	NON-INSULATED			A	B	C	
45° Angle Grounding Fittings							
5341GR**	5241GR**		3/8"	1 1/2	1 1/4	3/16	14-8
5342GR*	5242GR*		1/2"	1 1/4	1 1/4	3/16	14-8
5343GR*	5243GR*		3/4"	1 3/4	2 1/4	3/16	14-4
5344GR*	5244GR*		1"	1 3/4	2 1/4	3/8	14-4
5345GR	5245GR		1 1/4"	2 1/4	2 1/4	13/16	8-1/0
5346GR	5246GR		1 1/2"	3 1/4	3 3/8	13/16	4-2/0
5347GR	5247GR		2"	3 13/16	3 3/8	7/8	4-2/0
5348GR	5248GR		2 1/2"	4 1/4	4 1/4	1	2-4/0
5349GR	5249GR		3"	5 1/4	4 1/4	1	2-4/0
5350GR	5250GR		4"	6 1/4	4 1/2	1 1/8	2-4/0

** 3/8" conduit fittings have 1/2" trade size hub. With safe-edge ground cone (through 4") and double bevel sealing ring (through 2").

UL Listed liquidtight; and CSA Certified watertight. Suitable for hazardous locations use in Class I, Div. 2; Class II, Div. 1 and 2; Class III, Div. 1 and 2, where general purpose equipment is specifically permitted per NEC Section 500-2(a). Available with DURA-PLATE® Finish. UL File No. E 3060 CSA File No. 638

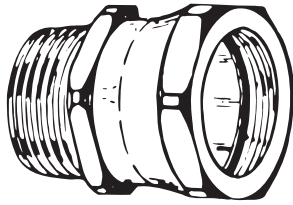
*NOTE: 3/8"-1" fittings include Revolver® grounding device. For sizes 1 1/4" and up, fittings are supplied with a copper mechanical lug.

Liquidtight Flexible Metal Conduit Fittings

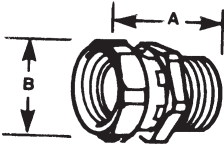
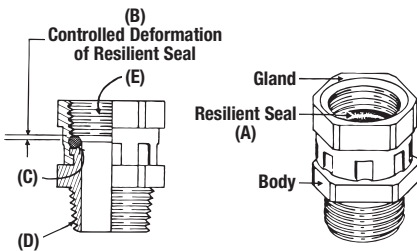


T&B Fittings

Liquidtight Union for Threaded Hub



41 Series



Steel, zinc plated and chromated. Ideal for angle fittings where swing clearance is not available.

Application

- To couple threaded end of a fitting or a pipe to a tapped opening in a box or enclosure where rotation of fitting or pipe is limited or restricted

Features

- Design provides high quality bond between fitting or pipe to the union
- Provided with resilient seal (A)
- Resilient seal subjected to controlled deformation; positive seal and reusability are ensured (B)
- Unique design centralizes throat openings of threaded hub and union (C)
- Provided with taper threaded hub for liquidtight assembly (D)
- Straight pipe threads on gland accept a straight or taper threaded hub on fitting or pipe to be coupled (E)
- Suitable for hazardous location use per NEC Article 501 Class I, Division 2, Article 502 Class II, Division 1 & 2 and Article III Division 1 & 2

Standard Material/Finish

Gland Steel/Electro Zinc Chromate Coated
 Body Steel/Electro Zinc Chromate Coated
 O-Ring Buna N/As Molded

Range

Hub (External Thread) 1/2" & 3/4" NPT
 Gland (Internal Threads) 1/2" & 3/4" NPS

Listings/Compliances

UL UL File No. E-23018
 CSA LR-2884, LR-4484
 UL 514B
 CSA C22.2 No. 18
 NEMA FB1
 NFPA 70
 Federal Standard A-A-50553
 Federal Standard A-A-50552
 Federal Standard H-28 (Threads)

NOTE: For additional product information refer to Thomas & Betts publication 600.1



CAT. NO.	CONDUIT SIZE	A	B
41-TB	1/2"	1 3/8"	1"
42-TB	3/4"	1 5/8"	1 1/4"

Fittings for liquidtight flexible metal conduit with metric threads of ISO form (BS-4568-SA BS 162).

ISO Metric Thread Liquidtight Fittings*



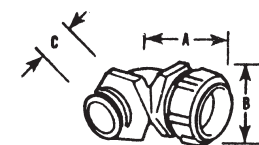

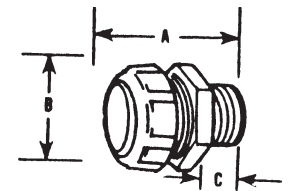
CAT. NO.	FLEXIBLE CONDUIT SIZE	METRIC ISO THREAD	A MM	B MM	C MM
Nylon insulated straight connectors					
9330	1/4"	16	36	21	12
9331	1/4"	20	36	21	12
9306	5/16"	16	36	26	12
9360	3/8"	16	40	29	16
9361	3/8"	20	40	29	16
9362	1/2"	20	42	35	16
9363	3/4"	25	45	42	16
9364	1"	32	54	47	23
Nylon insulated 45° angle connectors					
9340	3/8"	16	27	29	16
9341	3/8"	20	27	29	16
9342	1/2"	20	27	35	16
9343TB	3/4"	25	31	42	16
9344	1"	32	34	47	23

CAT. NO.	FLEXIBLE CONDUIT SIZE	METRIC ISO THREAD	A MM	B MM	C MM
Nylon insulated 90° angle connectors					
9350	3/8"	16	35	29	16
9351	3/8"	20	35	29	16
9352TB	1/2"	20	39	35	16
9353TB	3/4"	25	43	42	16
9354TB	1"	32	48	47	23

U.L. Listed Liquidtight. CSA certified watertight.

* All items shown on this page are suitable for use in hazardous location where general purpose equipment is specifically permitted by the NEC; Class I Div. 2, Class II, Div. 1 & 2; Class III, Div. 1 & 2, NEC 501-4(b); 502-4(a)(b); 503-3(a)(b).

U.L. File No. E 23018. CSA File No. 2884



United States
 Tel: 901.252.8000
 800.816.7809
 Fax: 901.252.1354

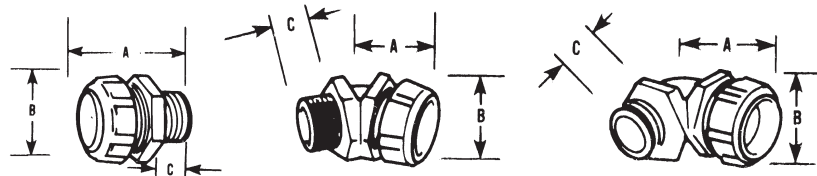
Technical Services
 Tel: 888.862.3289

Thomas & Betts

www.tnb.com

Fittings for liquidtight flexible metal conduit with metric threads of PG form (DIN 40430).

PG Metric Thread Liquidtight Fittings*



Fittings for Liquidtight flexible metal conduit with metric threads of PG Form (DIN 40430).

CAT. NO.	FLEXIBLE CONDUIT SIZE	METRIC PG THREAD	A MM	B MM	C MM
Nylon insulated straight connectors					
7330	¼"	9	36	21	12
7360	⅜"	9	36	26	12
7361	⅜"	11	40	29	14
7362	⅜"	13.5	40	29	14
7363	½"	16	41	35	14
7364	¾"	21	43	42	14
7365	1"	29	56	47	19
7366	1¼"	36	67	58	21
7367	1½"	42	72	69	21
7368	2"	48	81	83	21

*All items shown on this page are suitable for use in hazardous location where general purpose equipment is specifically permitted by the NEC; Class I Div. 2, Class II, Div. 1 & 2; Class III, Div. 1 & 2, NEC 501-4(b); 502-4(a)(b); 503-3(a)(b).

†UL Listed as grounding means under NEC 351-7.

UL Listed liquidtight. CSA Certified watertight.

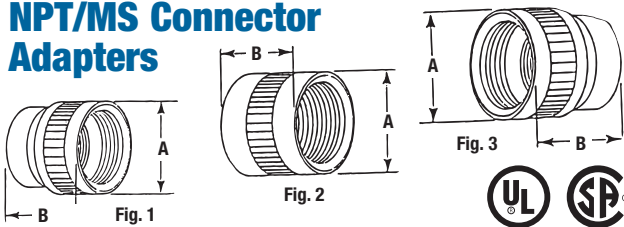
UL File No. E-23018

CSA File No. 2884

CAT. NO.	FLEXIBLE CONDUIT SIZE	METRIC PG THREAD	A MM	B MM	C MM
Nylon insulated 45° angle connectors					
7341	¾"	11	27	29	14
7342	¾"	13.5	27	29	14
7343	½"	16	30	35	14
7344-TB	¾"	21	34	42	14
7345	1"	29	44	47	19
7346	1¼"	36	51	58	19
7347	1½"	42	60	69	21
7348-TB	2"	48	73	76	24
Nylon insulated 90° angle connectors					
7351	¾"	11	37	29	14
7352	¾"	13.5	37	29	14
7353	½"	16	40	35	14
7354	¾"	21	44	42	14
7355	1"	29	56	47	21
7356	1¼"	36	70	58	21
7357	1½"	42	75	69	21
7358	2"	48	87	83	24

Aluminum mechanical adapter with internal threads to mate with NPT threaded fittings and MS type connectors.

NPT/MS Connector Adapters

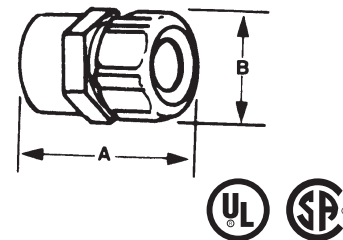


CAT. NO.	N.P.T. THREAD	AN-MS CONNECTOR SHELL SIZE	THREAD SIZE	STD. PKG.	DIMENSIONS (IN.)		
					A	FIG.	B
MSA05014	½"	14, 14S	¾"-20 UNEF-2B	10	1.000	1	1.175
MSA05016	½"	16, 16S	¾"-20 UNEF-2B	10	1.000	2	1.175
MSA05018	½"	18	1"-20 UNEF-2B	10	1.125	3	1.175
MSA07516	¾"	16, 16S	¾"-20 UNEF-2B	10	1.250	1	1.356
MSA07518	¾"	18	1"-20 UNEF-2B	10	1.250	1	1.300
MSA07520	¾"	20, 22	1⅜"-18 UNEF-2B	10	1.375	3	1.300
MSA10020	1"	20, 22	1⅜"-18 UNEF-2B	10	1.500	1	1.431
MSA10024	1"	24, 28	1⅜"-18 UNEF-2B	10	1.625	3	1.313
MSA10032	1"	32	1¾"-18 UNS-2B	10	2.000	3	1.576
MSA10036	1"	36	2"-18 UNS-2B	10	2.250	3	1.738

All items shown on this page are suitable for use in hazardous location where general purpose equipment is specifically permitted by the NEC; Class I Div. 2; Class II, Div. 1 & 2; Class III, Div. 1 & 2, NEC 501-4(b); 502-4(a)(b); 503-3(a)(b).

Steel T&B Liquidtight flexible metal and non-metallic fittings with internal threads to accept AN-MS connector shells.

Liquidtight Flexible Metal/MS Connectors



CAT. NO.	TRADE SIZE	AN-MS CONN. SHELL SIZE	INTERNAL THREAD		DIMENSIONS (IN.)	
			THREAD SIZE	THREAD SIZE	A	B
LTA03810	¾"	10SL, 12, 12S	¾"-24 UNEF-2B	¾"	1½"	1
LTA05014	½"	14, 14S	¾"-20 UNEF-2B	¾"	1⅜"	1¼
LTA05016	½"	16, 16S	¾"-20 UNEF-2B	¾"	1⅜"	1¼
LTA05018	½"	18	1"-20 UNEF-2B	¾"	1⅜"	1¼
LTA07520	¾"	20, 22	1⅜"-18 UNEF-2B	1⅜"	1⅜"	1½
LTA10020	1"	20, 22	1⅜"-18 UNEF-2B	1⅜"	1⅜"	1½
LTA10024	1"	25, 28	1⅜"-18 UNEF-2B	1⅜"	1⅜"	1½

U.L. File No. E 23018

CSA File No. 2884

Liquidtight Flexible Metal Conduit Fittings



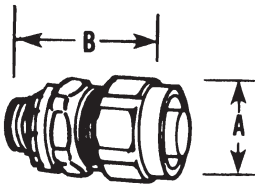
Provides a positive seal against water, oil and dust!

Steel Liquidtight Connectors for Type A Non-Metallic Flexible Conduit

- Steel or malleable iron construction with nylon-insulated throat
- Santoprene® sealing gasket with Type 316 stainless steel retaining ring
- NPT hub threads seal in female threads
- Offers high mechanical pull-out strength
- Supplied with sealing ring and steel locknut
- Available in straight, 45° and 90° in hub sizes from 3/8" to 2"



T&B Fittings



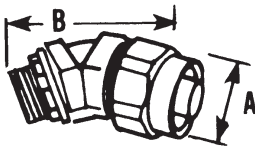
Straight Steel Liquidtight Connectors for Type A Conduit

CAT. NO.	CONDUIT SIZE	HUB THREAD	DIMENSIONS (IN.)	
			A	B
3720-TB*	3/8"	1/2 - 14 NPT	1 1/2	2
3721-TB	1/2"	1/2 - 14 NPT	1 3/4	2 1/8
3722-TB	3/4"	3/4 - 14 NPT	1 3/4	2 1/4
3723	1"	1 - 11 1/2 NPT	1 3/4	2 1/2
3724-TB	1 1/4"	1 1/4 - 11 1/2 NPT	2 3/4	2
3725	1 1/2"	1 1/2 - 11 1/2 NPT	2 3/4	3 3/8
3726	2"	2 - 11 1/2 NPT	3 1/2	3 3/8

* Not UL Listed

UL File No. E 23018

45° Angled Steel Liquidtight Connectors for Type A Conduit

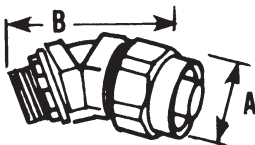


CAT. NO.	CONDUIT SIZE	HUB THREAD	DIMENSIONS (IN.)	
			A	B
3730-TB*	3/8"	1/2 - 14 NPT	1 5/8	2 13/32
3731-TB	1/2"	1/2 - 14 NPT	1 3/4	2 5/16
3732	3/4"	3/4 - 14 NPT	1 3/4	3
3733-TB	1"	1 - 11 1/2 NPT	1 3/4	3 1/2
3734-TB	1 1/4"	1 1/4 - 11 1/2 NPT	2 3/4	4 3/8
3735-TB	1 1/2"	1 1/2 - 11 1/2 NPT	2 3/4	4 3/8
3736	2"	2 - 11 1/2 NPT	3 1/2	5 1/2

* Not UL Listed

UL File No. E 23018

90° Angled Steel Liquidtight Connectors for Type A Conduit



CAT. NO.	CONDUIT SIZE	HUB THREAD	DIMENSIONS (IN.)	
			A	B
3740*	3/8"	1/2 - 14 NPT	1 5/8	1 3/8
3741	1/2"	1/2 - 14 NPT	1 3/4	1 3/4
3742	3/4"	3/4 - 14 NPT	1 3/4	2 1/4
3743-TB	1"	1 - 11 1/2 NPT	1 3/4	2 5/16
3744-TB	1 1/4"	1 1/4 - 11 1/2 NPT	2 3/4	3 1/4
3745	1 1/2"	1 1/2 - 11 1/2 NPT	2 3/4	3 3/8
3746-TB	2"	2 - 11 1/2 NPT	2 7/8	4 3/8

* Not UL Listed

UL File No. E 23018

Santoprene is a registered trademark of Advanced Elastomer Systems.

United States
Tel: 901.252.8000
800.816.7809
Fax: 901.252.1354

Technical Services
Tel: 888.862.3289

Thomas & Betts

www.tnb.com

A-119

Fittings for Liquidtight Flexible Non-Metallic Conduit Type A

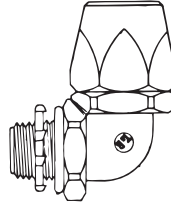
Series 6302

Connectors for
Liquidtight Flexible
Non-Metallic
Conduit —
Straight Thermoplastic



Series 6322

Connectors for
Liquidtight Flexible
Non-Metallic
Conduit —
90° Thermoplastic



Series 6302SST

Connectors for
Liquidtight Flexible
Non-Metallic
Conduit —
Straight Stainless Steel



Application

- To provide a liquidtight, dust-tight connection between flexible, non-metallic conduit and a box or an enclosure

Features

- Serrated design provides high mechanical pull-out strength
- Unique component parts (body/gland) design ensures positive seal between conduit and connector
- Tapered thread hub and furnished Neoprene sealing O-ring provide a liquidtight, dust-tight seal to a box or enclosure
- Smooth insulated body throughout for maximum dielectric strength
- Captive O-ring and reduced number of parts save installation time

Standard Material

Body Thermoplastic or 304 Stainless Steel
 Gland Thermoplastic or 304 Stainless Steel
 O-Ring Neoprene (6302/6322)
 Sealing Gasket 316 Stainless Steel and Santoprene® Thermoplastic Rubber (6302SST)
 Locknut Case-Hardened Steel (6302/6322) or 304 Stainless Steel (6302SST)

Standard Finish

Body, Gland & O-Ring As Molded
 Locknut Electro Zinc (6302/6322)

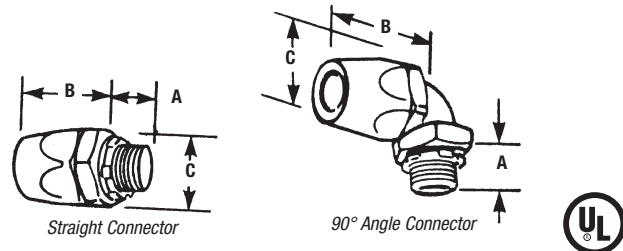
Range

Conduit Size ½" thru 1¼"
 Hub Size ½" thru 1¼" NPT
 Santoprene is a registered trademark of Advanced Elastomer Systems.

Designed for Type A all-plastic raceways used in dynamic machine tool applications.

Thermoplastic Fittings for Liquidtight Flexible Non-Metallic Conduit Type A

- High-strength thermoplastic construction — even tougher than the raceway itself!
- Chemical-resistant — ideal for corrosive environments
- Non-burning, non-dripping thermoplastic material



CAT. NO.	CONDUIT SIZE	DIMENSIONS (IN.)		
		A	B	C
Straight Connector				
6302	½"	.60"	1.68"	1.48"
6303	¾"	.61"	1.85"	1.76"
6304	1"	.77"	1.89"	2.10"
6305	1¼"	.79"	2.30"	2.67"
90° Angle Connector				
6322	½"	.60"	1.56"	1.48"
6323	¾"	.61"	1.74"	1.76"
6324	1"	.77"	1.78"	2.10"
6325	1¼"	.79"	2.13"	2.67"

Meets Coast Guard CG293

UL File No. E 23018



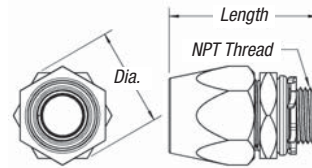
Liquidtight Flexible Metal Conduit Fittings



Stainless steel construction for unbeatable strength and corrosion resistance!

Stainless Steel Fittings for Liquidtight Flexible Non-Metallic Conduit Type A

- Type 304 stainless steel body, gland and locknut
- Supplied with Series 5262 Sealing Gasket (see p. A-113)
- UL Listed and CSA Certified for use with Type A conduit only




CAT. NO.	CONDUIT SIZE	DIA. (IN.)	LENGTH (IN.)
Straight Connector			
6302SST	½"	1.43	2.10
6303SST	¾"	1.72	2.55
6304SST	1"	2.00	2.60
6305SST	1¼"	2.88	3.10

UL File No. E 23018

Ideally suited for continuous flexing applications or vibration.

Type A Non-Metallic Flexible Conduit

- No metal core to fatigue from flexing or vibration
- Smooth, seamless inner core of flexible PVC that is bonded to a covering of flexible PVC. Between these layers is a woven nylon mesh molded for reinforcement
- Available in sizes from ⅜" to 2"
- Working Temperatures: -20° C to 60° C
- Sunlight resistant
- UL Listed (conforms to UL Standard ANSI/UL 1660 Type A) UL file: E95745
- CSA Certified (conforms to CSA 22.2 No. 227.2 Type A)
- Meets NEC® Article 351, Part B (ANSI/NFPA-70) for flexible, liquidtight non-metallic conduit



CAT. NO.	SIZE	STD. PKG. QTY.
Type A Flexible, Non-Metallic Conduit		
TYPEA38-250	⅜"	250 ft.
TYPEA50-200	½"	200 ft.
TYPEA75-175	¾"	175 ft.
TYPEA100-100	1"	100 ft.
TYPEA125-100	1¼"	100 ft.
TYPEA150-50	1½"	50 ft.
TYPEA200-50	2"	50 ft.

United States
Tel: 901.252.8000
800.816.7809
Fax: 901.252.1354

Technical Services
Tel: 888.862.3289

Thomas & Betts

www.tnb.com