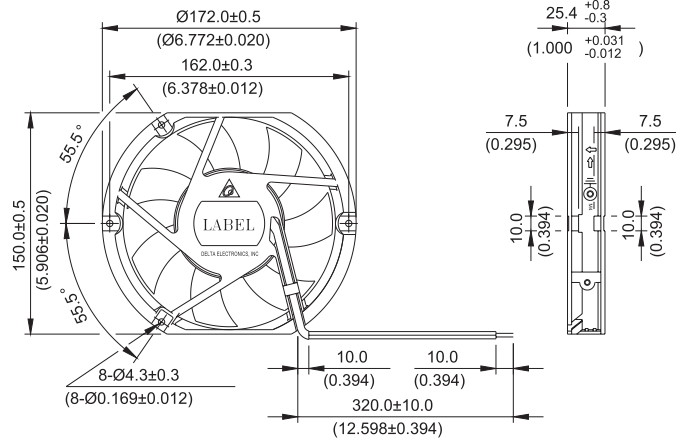


New



AFB 172 x 150 x 25.4 MM SERIES

DIMENSIONS DRAWING

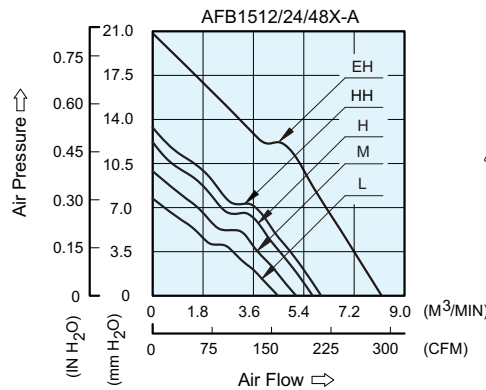


UNIT: mm (INCH)

- * Bearing Type: Ball Bearings
- * Material: Impeller : Plastic (UL 94V-0), Frame : Die-Cast Aluminum
- * Lead Wires : UL 1007AWG#24 OR Equivalent, Red Wire Positive (+), Black Wire Negative (-)
- * Weight : 430g (15.17 oz)

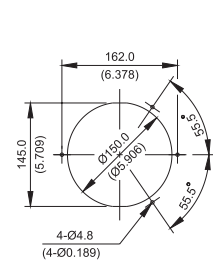
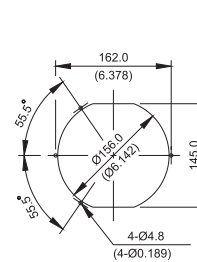
P & Q CURVE (AT RATED VOLTAGE)

MOUNTING PANEL CUTOUT



OUTLET SIDE

INLET SIDE



UNIT: mm (INCH)

MODEL			Rated Voltage	Operating Voltage Range	Input Current	Input Power	Speed	Maximum Air Flow		Maximum Air Pressure		Noise
PART NO.	REV	FUNCTION	VDC	VDC	Amp	Watt	R.P.M.	m³/min	CFM	mmH ₂ O	IN H ₂ O	dB-A
AFB1512L	-A	-R00 / -F00	12	6.0 to 14.0	0.56	6.72	2400	4.553	160.77	7.75	0.305	46.0
AFB1524L	-A	-R00 / -F00	24	12.0 to 30.0	0.31	7.44						
AFB1548L	-A	-R00 / -F00	48	24.0 to 60.0	0.17	8.16						
AFB1512M	-A	-R00 / -F00	12	6.0 to 14.0	0.76	9.12	2700	5.134	181.32	9.70	0.382	49.0
AFB1524M	-A	-R00 / -F00	24	12.0 to 30.0	0.40	9.60						
AFB1548M	-A	-R00 / -F00	48	24.0 to 60.0	0.22	10.56						
AFB1512H	-A	-R00 / -F00	12	6.0 to 14.0	0.98	11.76	3000	5.735	202.54	11.85	0.467	52.0
AFB1524H	-A	-R00 / -F00	24	12.0 to 30.0	0.50	12.00						
AFB1548H	-A	-R00 / -F00	48	24.0 to 60.0	0.27	12.96						
AFB1512HH	-A	-R00 / -F00	12	6.0 to 14.0	1.17	14.04	3200	6.084	214.85	13.30	0.524	53.5
AFB1524HH	-A	-R00 / -F00	24	12.0 to 30.0	0.62	14.88						
AFB1548HH	-A	-R00 / -F00	48	24.0 to 60.0	0.31	14.88						
AFB1512EH	-A	-R00 / -F00	12	7.0 to 13.8	3.00	36.00	4300	8.230	290.64	20.85	0.821	61.5
AFB1524EH	-A	-R00 / -F00	24	15.8 to 27.6	1.60	38.40						

* Function type is optional.
 * The max. air flow and the speed are measured in free air ; max. air pressure is measured at zero air flow.
 * Noise is measured in anechoic chamber in free air, one meter from intake side.
 * All readings are typical values at rated voltage.
 * Specifications are subject to change without notice.