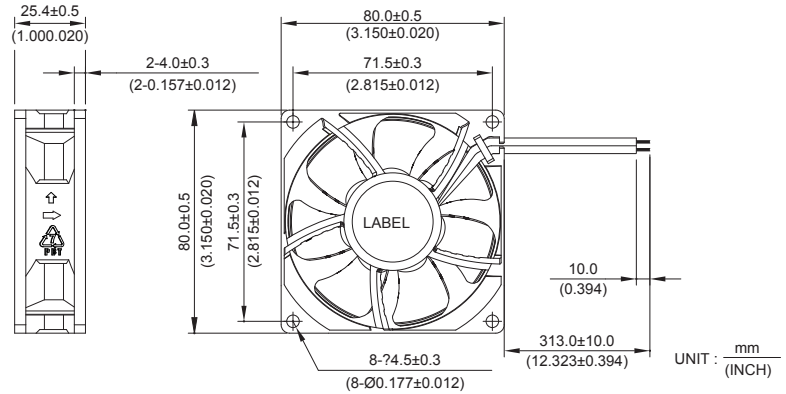


New



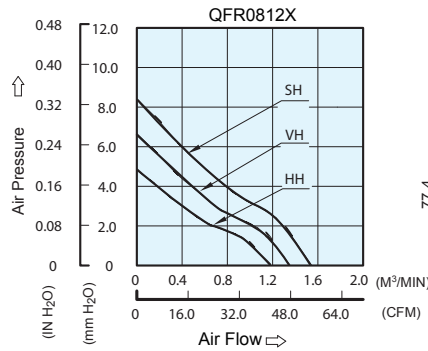
QFR 80 x 80 x 25.4 MM SERIES

■ DIMENSIONS DRAWING

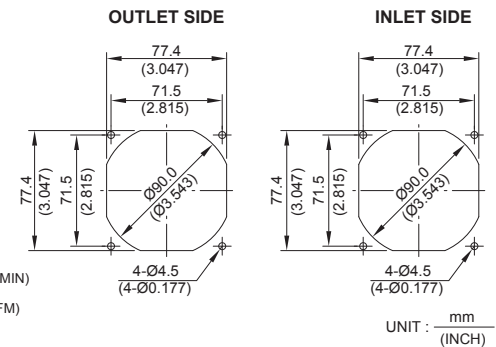


- * Bearing Type
Ball Bearings
- * Material
Impeller & Frame : Plastic(UL 94V-0)
- * Lead Wires :
UL 1007 AWG #24 OR Equivalent
Red Wire Positive(+)
Black Wire Negative(-)
- * Weight : 88 g (3.10 OZ)

■ P & Q CURVE (AT RATED VOLTAGE)



■ MOUNTING PANEL CUTOUT



MODEL		Rated Voltage	Operating Voltage Range	Rated Current	Rated Input Power	Speed	Maximum Air Flow		Maximum Air Pressure		Noise
PART NO.	FUNCTION	VDC	VDC	Amp	Watt	R.P.M.	m ³ /min	CFM	mmH ₂ O	IN H ₂ O	dB-A
QFR0812HH	-R00 / -F00	12	5.0 to 13.2	0.16	1.92	3300	1.175	41.50	4.810	0.189	36.4
QFR0812VH	-R00 / -F00	12	5.0 to 13.2	0.21	2.52	3800	1.354	47.80	6.400	0.251	38.3
QFR0812SH	-R00 / -F00	12	5.0 to 13.2	0.33	3.960	4300	1.545	54.57	8.400	0.331	41.2

* Function type is optional.
 * The max. air flow and the speed are measured in free air ; max. air pressure is measured at zero air flow.
 * Noise is measured in anechoic chamber in free air, one meter from intake side.
 * All readings are typical values at rated voltage.
 * Specifications are subject to change without notice.