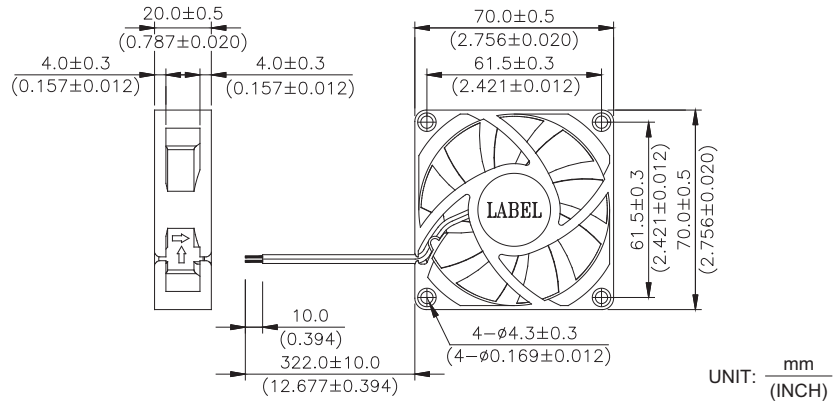


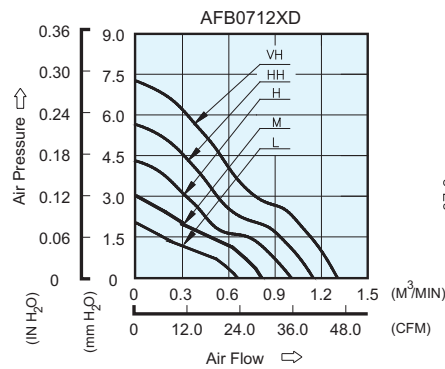
## AFB 70 x 70 x 20 MM SERIES

### DIMENSIONS DRAWING

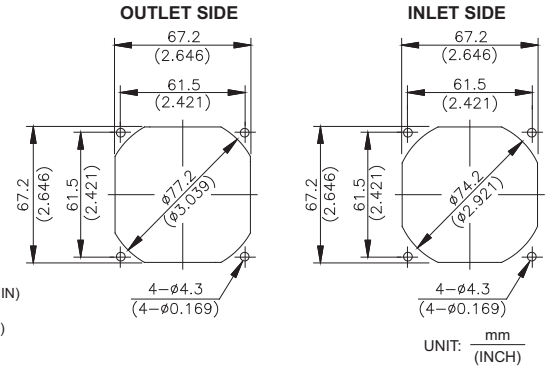


- \* Bearing Type  
Ball Bearings
- \* Material  
Impeller & Frame : Plastic (UL 94V-0)
- \* Lead Wires :  
UL 1007 AWG #24 OR Equivalent  
Red Wire Positive (+)  
Black Wire Negative (-)
- \* Weight : 68g (2.40 oz)
- \* Rib Type Only

### P & Q CURVE (AT RATED VOLTAGE)



### MOUNTING PANEL CUTOUT



MODEL		Rated Voltage	Operating Voltage Range	Input Current	Input Power	Speed	Maximum Air Flow		Maximum Air Pressure		Noise
PART NO.	FUNCTION	VDC	VDC	Amp	Watt	R.P.M.	m³/min	CFM	mmH <sub>2</sub> O	IN H <sub>2</sub> O	dB-A
AFB0712LD	-R00 / -F00	12	5.0 to 13.8	0.06	0.72	2600	0.682	24.08	2.01	0.079	27.0
AFB0712MD	-R00 / -F00	12	5.0 to 13.8	0.11	1.32	3200	0.826	29.16	2.99	0.117	32.0
AFB0712HD	-R00 / -F00	12	5.0 to 13.8	0.18	2.16	3800	1.003	35.42	4.30	0.169	36.5
AFB0712HHD	-R00 / -F00	12	5.0 to 13.8	0.25	3.00	4400	1.145	40.43	5.64	0.222	40.5
AFB0712VHD	-R00 / -F00	12	5.0 to 13.2	0.35	4.20	5000	1.327	46.86	7.24	0.285	44.3

- \* Function type is optional.
- \* The max. air flow and the speed are measured in free air ; max. air pressure is measured at zero air flow.
- \* Noise is measured in anechoic chamber in free air, one meter from intake side.
- \* All readings are typical values at rated voltage.
- \* Specifications are subject to change without notice.
- \* Both of the ball bearing and the 1 ball + 1 Sleeve type are available.