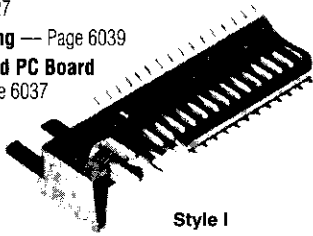


Related Product Data:

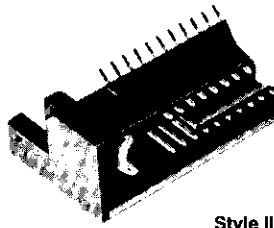
Mates with — Receptacles, pages 6025-6027

External Keying — Page 6039


Recommended PC Board Layout — Page 6037



Style I



Style II



Style III

Commercial Pin Header Assemblies

Housing Material — In accordance with MIL-M-24519 per MIL-C-55302 GLCP-30F, liquid crystal polymer

Contact Material and Finish — Brass per QQ-B-626 plated .000030 [0.00076] min. gold in the contact area, .000100 [0.00254] min. tin-lead on the tail over .000050 [0.00127] min. nickel on the entire contact.

No. of Pos.	Dimensions			Style I Straddle Mount Part No.	Style II Straddle Mt. w/Pin Protect. Part No.	Style III Right-Angle Mount Part No.
	A	B	C			
128	3.850 97.79	3.600 91.44	3.150 80.01	530719-9	1-531122-1	530733-9
110	3.400 86.36	3.150 80.01	2.700 68.58	—	—	530733-8
100	3.150 80.01	2.900 73.66	2.450 62.23	530719-7	—	530733-7
90	2.900 73.66	2.650 67.31	2.200 55.88	530719-6	—	530733-6
80	2.650 67.31	2.400 60.96	1.950 49.53	530719-5	—	530733-5
70	2.400 60.96	2.150 54.61	1.700 43.18	530719-4	531122-6	530733-4
60	2.150 54.61	1.900 48.26	1.450 36.83	530719-3	531122-5	530733-3
50	1.900 48.26	1.650 41.91	1.200 30.48	530719-2	—	530733-2
40	1.650 41.91	1.400 35.56	.950 24.13	530719-1	—	530733-1
30	1.400 35.56	1.150 29.21	.700 17.78	—	—	1-530733-0
20	1.150 29.21	.900 22.86	.450 11.43	—	—	1-530733-1

Military Pin Header Assemblies — Qualified to MIL-C-55302

Housing Material — In accordance with MIL-C-55302

Contact Material and Finish — Brass per QQ-B-626 plated .000050 [0.00127] min. gold in the contact area, .000100 [0.00254] min. tin-lead on the tail over .000050 [0.00127] min. nickel on the entire contact.

No. of Pos.	Dimensions			Style I - Straddle Mount		Style II - Straddle Mt. w/ Pin Protect.		Style III - Right-Angle	
	A	B	C	MIL-C-55302/	Part No.	MIL-C-55302/	Part No.	MIL-C-55302/	Part No.
128	3.850 97.79	3.600 91.44	3.150 80.01	118-11	2-530744-2	118-22	2-531803-2	117-11	2-530743-2
110	3.400 86.36	3.150 80.01	2.700 68.58	118-10	2-530744-1	118-21	2-531803-1	117-10	2-530743-1
100	3.150 80.01	2.900 73.66	2.450 62.23	118-09	2-530744-0	118-20	2-531803-0	117-09	2-530743-0
90	2.900 73.66	2.650 67.31	2.200 55.88	118-08	1-530744-9	118-19	1-531803-9	117-08	1-530743-9
80	2.650 67.31	2.400 60.96	1.950 49.53	118-07	1-530744-8	118-18	1-531803-8	117-07	1-530743-8
70	2.400 60.96	2.150 54.61	1.700 43.18	118-06	1-530744-7	118-17	1-531803-7	117-06	1-530743-7
60	2.150 54.61	1.900 48.26	1.450 36.83	118-05	1-530744-6	118-16	1-531803-6	117-05	1-530743-6
50	1.900 48.26	1.650 41.91	1.200 30.48	118-04	1-530744-5	118-15	1-531803-5	117-04	1-530743-5
40	1.650 41.91	1.400 35.56	.950 24.13	118-03	1-530744-4	118-14	1-531803-4	117-03	1-530743-4
30	1.400 35.56	1.150 29.21	.700 17.78	118-02	1-530744-3	118-13	1-531803-3	117-02	1-530743-3
20	1.150 29.21	.900 22.86	.450 11.43	118-01	1-530744-2	118-12	1-531803-2	117-01	1-530743-2

Printed Circuit Board Connectors