
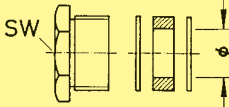

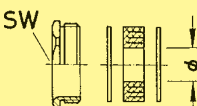

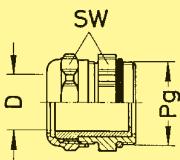

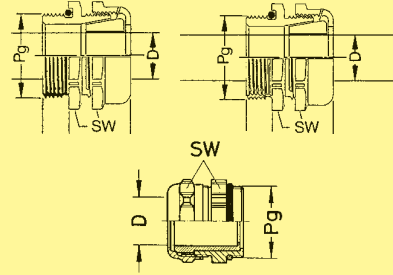
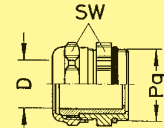


Identification	Part No.	Pg	Drawing	Dimensions in mm
Cable seal thermoplastic (IP 65) with normal seal 	grey 09 00 000 5164	11	SW cable ø min. max.	
	black 09 00 000 5185	11	19 10 12	
Cable seal metal (IP 65) with multiple seal 	09 00 000 5013	11	SW cable ø min. max.	
	09 00 000 5014	13.5	18 6.5 12	
	09 00 000 5015	16	20 6.5 13.5	
	09 00 000 5016	21	22 6.5 16	
	09 00 000 5017	29	28 9 20	
	09 00 000 5018	36	37 17 28	
	09 00 000 5019	42	47 23 34	
	09 00 000 5019	42	54 29 40	
Universal cable gland PG (IP 68) for PG cable entry 	09 00 000 5080	11	Colour SW cable ø D min. max.	
	09 00 000 5081	11	grey 20 5 8	
	09 00 000 5082	11	black 20 6.5 9.5	
	09 00 000 5083	13.5	green 22 7 10.5	
	09 00 000 5084	13.5	black 22 6.5 9.5	
	09 00 000 5085	13.5	green 22 7 10.5	
	09 00 000 5086	16	red 24 9 13	
	09 00 000 5087	16	black 24 6 9.5	
	09 00 000 5088	16	green 24 7 10.5	
	09 00 000 5089	16	red 24 9 13	
	09 00 000 5090	21	white 30 11.5 15.5	
	09 00 000 5091	21	green 30 7 10.5	
	09 00 000 5092	21	red 30 9 13	
	09 00 000 5093	21	white 30 11.5 15.5	
	09 00 000 5094	29	blue 40 14 18	
	09 00 000 5095	29	brown 40 17 21	
	09 00 000 5096	29	orange 40 20 25	
09 00 000 5097	29	light yellow 40 24 28		
09 00 000 5098	36	light blue 50 29 34		
09 00 000 5099	36	pink 50 32 36		
Cable gland Metal Thermoplastic Thermoplastic 	09 00 000 5183	11	SW cable ø D min. max.	
	09 00 000 5182	11	21 7 12	
	09 00 000 5153	21	24 7 12	
				

Accessories