



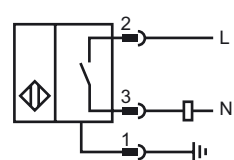
Model Number

NBB5-18GM60-WS-V12

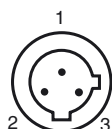
Features

- 5 mm embeddable
- 2-wire AC

Connection



Pinout



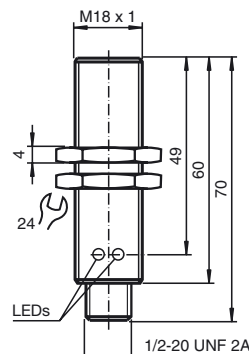
Wire colors

1	GN
2	RD/BK
3	RD/WH

Accessories

- BF 18**
Mounting flange, 18 mm
- EXG-18**
Quick mounting bracket with dead stop

Dimensions



Technical Data

General specifications		
Switching element function	AC	NO
Rated operating distance	s_n	5 mm
Installation		embeddable
Output polarity		AC
Assured operating distance	s_a	0 ... 4.05 mm
Reduction factor r_{Al}		0.2
Reduction factor r_{Cu}		0.2
Reduction factor r_{V2A}		0.6
Nominal ratings		
Operating voltage	U_B	20 ... 253 V
Switching frequency	f	0 ... 20 Hz
Hysteresis	H	typ. 6 %
Reverse polarity protected		tolerant
Voltage drop	U_d	< 5 V ($I_L > 50$ mA); < 8 V ($I_L < 50$ mA)
Momentary current (20 ms, 0.1 Hz)		0 ... 1600 mA
Operating current	I_L	5 ... 200 mA
Off-state current	I_r	0 ... 1.7 mA typ.
Operating voltage display		LED, green
Indication of the switching state		LED, yellow
Ambient conditions		
Ambient temperature		-25 ... 70 °C (-13 ... 158 °F)
Mechanical specifications		
Connection type		Device connector 1/2"-20 UN , 3-pin
Housing material		brass, nickel-plated
Sensing face		PBT
Protection degree		IP67
Note		¹⁾ In the temperature range below 0 °C, permissible operating voltage U_b 80...253 V Safety fuse ≤ 0.8 A (quick-blow) according to IEC 60127-2 Sheet 1 Recommendation: after a short circuit, check that the device is functioning correctly.
Compliance with standards and directives		
Standard conformity		
Standards		EN 60947-5-2:2007 IEC 60947-5-2:2007
Approvals and certificates		
UL approval		cULus Listed, General Purpose
CSA approval		cCSAus Listed, General Purpose
CCC approval		Certified by China Compulsory Certification (CCC)

Release date: 2010-11-16 11:27 Date of issue: 2010-11-16 131306_ENG.xml