

2000 Slide Switches - Snap-in & 2 hole fixing 10A 250Vac



- ▶ 2 way 'voltage selector'
- ▶ Ratings up to 10A, 250V ac
- ▶ Snap in and flange mounting
- ▶ PCB & solder terminals
- ▶ 2 and 3 position
- ▶ Choice of circuits
- ▶ Choice of actuators



10 A 250Vac T85
6(3)A 250Vac T85



UL CSA 16A 250Vac Non Inductive
UL CSA 4A 300Vac
UL65°C, file no. E45221, CSA file no. LR10990



RoHS compliant

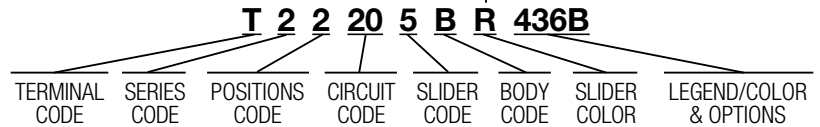
μ contact gap

Please specify: Standard action (SP116) or light action (SP118).
2000 series lubrication is inorganic and does not degrade plastics.

Technical data on pages 4 & 5.

115/230 is preferred legend

B BLACK
W WHITE
R RED



ORDER FORMAT

TERMINAL	SERIES	POS'N	CIRCUIT <small>Viewed from back</small>	SLIDER												
K 2.8 x 0.8		2 Switching positions	10 	0 2 Pos B Body only 	6 2 & 3 Pos B Body only 	C 2 & 3 Pos B Body only 	L 2 & 3 Pos B Body only Limited travel on 2 pos 	S Limited travel on 2 pos 2 & 3 Pos B Body only 								
			R 2.8 x 0.8	20 	2 2 Pos B Body only 	7 2 & 3 Pos B Body only 	D 2 & 3 Pos B Body only 	M F Body only Legend optional 	T 2 & 3 Pos B Body only 							
			T Solder	30 	3 2 & 3 Pos B Body only 	8 E Body only Legend optional 	E 2 Pos B Body only Limited travel on 2 pos 	N 2 Pos B Body only 								
			X PCB 0.8 Sq. For mounting stability switches have extra "support" terminals * Nominal - Dimension varies with body type. For exact figure call factory	40 	4 2 & 3 Pos B Body only 	9 2 & 3 Pos B Body only 	H 2 Pos B Body only 	P 2 & 3 Pos B Body only Limited travel on 2 pos 								
	20 	5 2 Pos B Body only Also with legend 	A 2 Pos B Body only 	K 2 & 3 Pos B Body only Limited travel on 2 pos 	R 2 & 3 Pos B Body only 											
	30 															
	40 															



T22208E



T22308E



T2230MF



T22205B



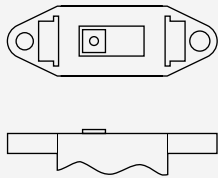
T22305B



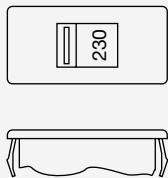
T23204B

BODY

B With fixing holes

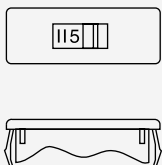


E Snap-in



Cut-outs must be punched in the direction of insertion

F Snap-in (single pole ON OFF only)



Cut-outs must be punched in the direction of insertion

OPTIONS

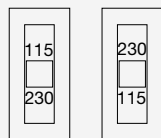
Color

For custom slider colors call the factory. A full range is available for large orders

Standard body color is black

Legend printing

2 Frequently requested legends are shown



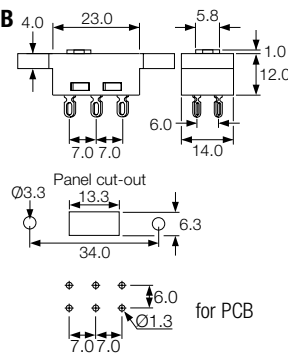
436() 437()

() is legend color
(B) - Black
(W) - White
(R) - Red

Please call the factory for custom legends

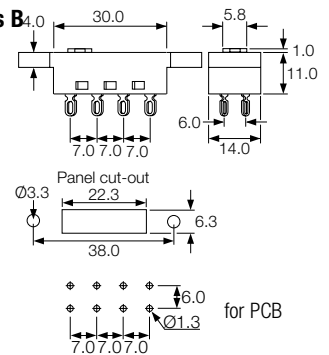
DIMENSIONS (mm)

2 Pos B

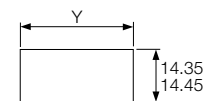
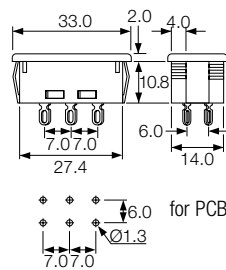


Cut-out / PCB Matrix

3 Pos B

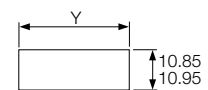
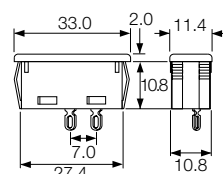


2 Pos E



Panel thickness	Dim. Y
0.8-1.2	29.75/29.85
1.63	30.15/30.25
2.0	30.35/30.45
2.5	30.55/30.65

2 Pos F



Panel thickness	Dim. Y
0.8-1.2	29.75/29.85
1.63	30.15/30.25
2.0	30.35/30.45
2.5	30.55/30.65

for PCB, call factory for details