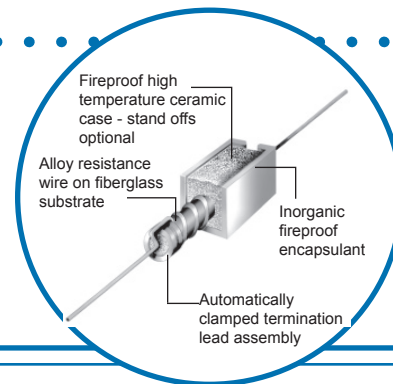


**GENERAL PURPOSE AXIAL LEADED
POWER WIREWOUND RESISTOR**

- 2 watts to 25 watts
- 0.10 ohms to 30K ohms
- ±10% or ±5% tolerance
- TC's from 300 ppm/°C to +5500 ppm/°C
- Lead-/free, ROHS Compliant Construction Available



SPECIFICATIONS:

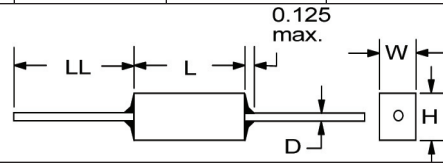
IRC Type	Power Rating @ 25°C (watts)	Standard Resistance Range (ohms)	Standard Temperature Coefficient		Special Temperature Coefficients		
			0.06%/°C over R range	0.03%/°C over R range	+0.55%/°C over R range	+0.45%/°C over R range	+0.25%/°C over R range
PW-2	2	0.15 to 2.4K	0.15 to 0.99	1.0 to 2.4K	0.1 to 30	0.24 to 130	1.0 to 10
PW-3	3	0.1 to 7.5K	0.1 to 0.99	1.0 to 7.5K	0.1 to 86	0.1 to 270	0.24 to 20
PW-5	5	0.1 to 8.5K	0.1 to 0.99	1.0 to 8.5K	0.1 to 68	0.1 to 300	0.27 to 22
PW-7	7	0.1 to 18K	0.1 to 0.99	1.0 to 18K	0.1 to 150	0.15 to 680	1.0 to 51
PW-10	10	0.18 to 30K	0.18 to 0.99	1.0 to 30K	0.1 to 240	0.24 to 1100	1.0 to 82
PW-15	15	0.18 to 30K	0.18 to 0.99	1.0 to 30K	0.1 to 240	0.24 to 1100	1.0 to 82
PW-18	18	0.18 to 22K	0.18 to 0.99	1.0 to 22K	0.1 to 200	0.24 to 1100	1.0 to 70
PW-22	22	0.27 to 18K	0.27 to 1.3	1.5 to 12K	0.15 to 360	0.36 to 1800	1.0 to 120
PW-25	25	0.27 to 18K	0.27 to 1.3	1.5 to 10K	0.15 to 300	0.36 to 1200	1.5 to 100

Please note: When ordering the alternate configuration please add an 'A' after the part number. (i.e., PW-2A)

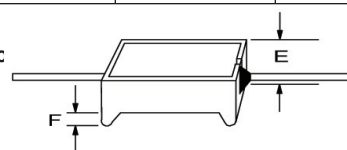
PW DIMENSIONS (Inches and (mm)):

IRC Type	L±0.03 (0.8)	W±0.03 (0.8)	H±0.03 (0.8)	D Dia.±0.002	E±0.03 (0.8)	LL min.	F (ref.)
PW-2	0.69 (17.5)	0.25 (6.35)	0.25 (6.35)	0.032 (0.8)	0.31 (7.87)	1.44 (36.6)	0.063
PW-3	0.88 (22.4)	0.31 (7.87)	0.31 (7.87)	0.036 (0.91)	0.38 (9.65)	1.44 (36.6)	0.063
PW-5	0.88 (22.4)	0.38 (9.65)	0.35(8.89)	0.036 (0.91)	0.41 (10.4)	1.50 (38.1)	0.063
PW-7	1.39 (35.3)	0.38 (9.65)	0.35(8.89)	0.036 (0.91)	0.47 (11.9)	1.50 (38.1)	0.125
PW-10	1.88 (47.8)	0.38 (9.65)	0.35(8.89)	0.036 (0.91)	0.47 (11.9)	1.50 (38.1)	0.125
PW-15	1.88 (47.8)	0.50 (12.7)	0.50 (12.7)	0.036 (0.91)	0.63 (16.0)	1.50 (38.1)	0.125
PW-18	1.88 (47.8)	0.50 (12.7)	0.50 (12.7)	0.036 (0.91)	0.63 (16.0)	1.50 (38.1)	0.125
PW-22	2.50 (63.5)	0.50 (12.7)	0.50 (12.7)	0.040 (1.0)*	0.63 (16.0)	1.50 (38.1)	0.125
PW-25	2.50 (63.5)	0.50 (12.7)	0.50 (12.7)	0.040 (1.0)*	0.63 (16.0)	1.50 (38.1)	0.125

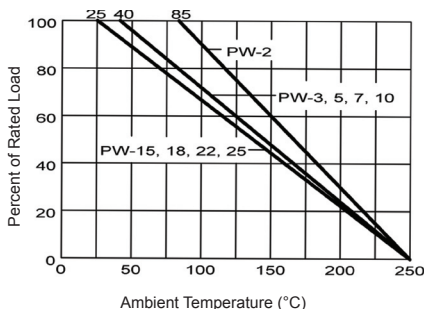
*Copper Clad Steel Standard



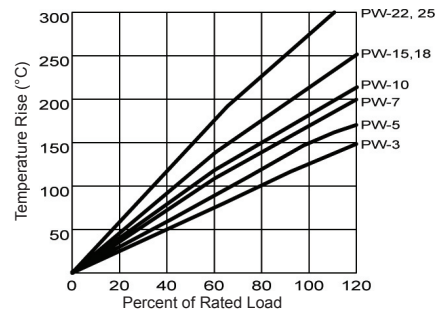
Alternate Configuratic



POWER DERATING:



TEMPERATURE RISE:



General Note

IRC reserves the right to make changes in product specification without notice or liability. All information is subject to IRC's own data and is considered accurate at time of going to print.

WIREWOUND AND FILM TECHNOLOGIES DIVISION

736 Greenway Road • Boone, North Carolina 28607-1860 • Tel: 828-264-8861 • Fax: 828-264-8866 • www.irctt.com



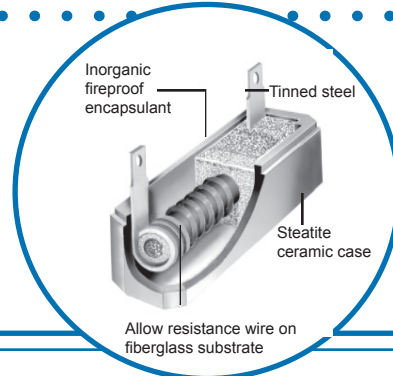
A subsidiary of TT elec
Issue Preliminary

PW SERIES



GENERAL PURPOSE RADIAL TERMINAL POWER WIREWOUND RESISTOR

- 20 watts to 50 watts
- 0.10 ohms to 2.0K ohms
- ±10% or ±5% tolerance
- Custom parts available - consult factory
- RoHS-compliant version available

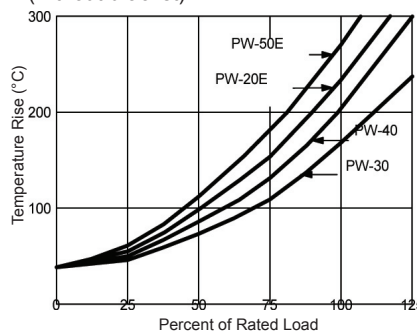


SPECIFICATIONS:

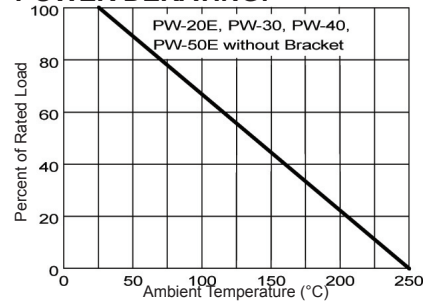
IRC Type	Power at 25°C (watts)	Resistance Range (ohms)
PW-20E	20	0.1 - 2.0K
PW-30	30	0.5 - 1.2K
PW-40	40	0.65 - 1.5K
PW-50E	50	0.08 - 1.8K

- Flameproof inorganic construction
- EIA RS-344, Insulated fixed wirewound resistors
- 1000 hour load life at 25°C: 5% max.
- Moisture no load 240 hours: 2% max.
- Temperature cycling (5 cyc.): 5% max.

TEMPERATURE RISE at (without bracket)



POWER DERATING:



With Bracket:
 PW-30 Increased to 40 watts
 PW-40 Increased to 50 watts
 PW-50 Increased to 60 watts

DIMENSIONS (Inches):

PW-20E Wirewound

PW-30, 40 and 50E Wirewound

PW-20E Alternate Terminal Configuration

- 0.020" Tin coated Steel

Printed Circuit Terminal

IRC Type	A (±0.030)	B (±0.060)
PW-20E	1.875	2.50
PW-30	2.00	2.55
PW-40	2.45	3.00
PW-50E	3.075	3.625

General Note

IRC reserves the right to make changes in product specification without notice or liability. All information is subject to IRC's own data and is considered accurate at time of going to print.

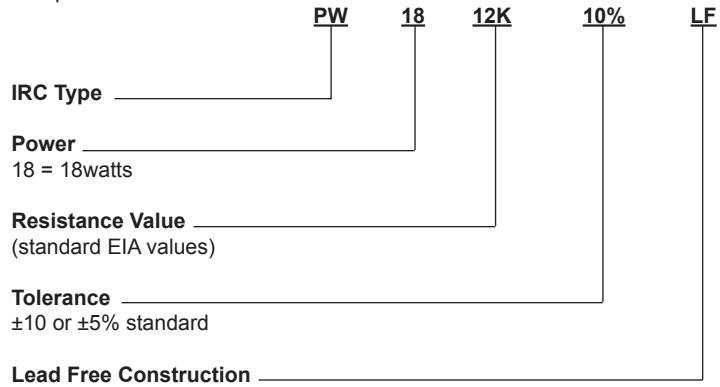
WIREWOUND AND FILM TECHNOLOGIES DIVISION

736 Greenway Road • Boone, North Carolina 28607-1860 • Tel: 828-264-8861 • Fax: 828-264-8866 • www.irctt.com



HOW TO ORDER:

Sample Part No.



General Note

IRC reserves the right to make changes in product specification without notice or liability. All information is subject to IRC's own data and is considered accurate at time of going to print.

WIREWOUND AND FILM TECHNOLOGIES DIVISION

736 Greenway Road • Boone, North Carolina 28607-1860 • Tel: 828-264-8861 • Fax: 828-264-8866 • www.irctt.com



A subsidiary of TT electronics plc