


PRECISION NON MILITARY METAL GLAZE™ RESISTORS

ISO-9001
Registered



RG SERIES



- 1/8 watt to 3 watts
- 0.4 ohm to 5.1 megohms
- 0.5% to 5% tolerance; 0.1% in selected ranges
- ± 25 ppm/°C to ± 200 ppm/°C

SPECIFICATIONS:

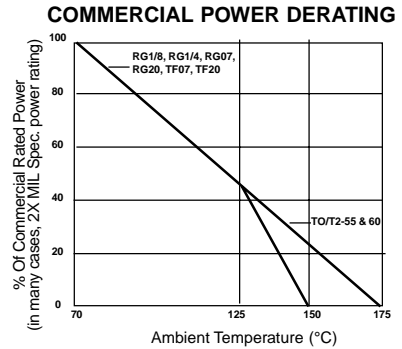
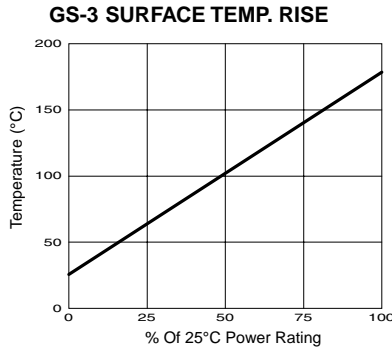
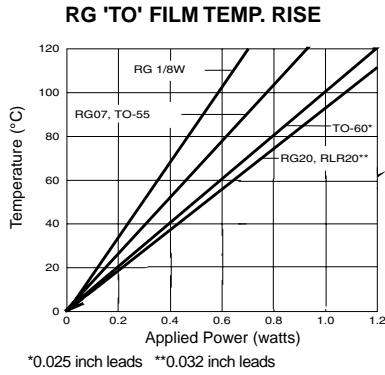
IRC TYPE	MIL TYPE	Marking	Tol ($\pm\%$)	T.C. (ppm/°C)	IRC Power Rating (watts @ °C)	Max. Volt. Rtg.	IRC Resistance Range (Ω)	Nominal Size	Dimension Code
RG 1/8 ¹	-	Band	2, 5	200	1/4 @ 70	200	4.3 to 1.5M	1/8W	1
RG 1/4	-	Band	5	200	1/2 @ 70 ⁵	250 ⁶	4.3 to 5.1M	1/4W	2
RG 1/2	-	Band	5	200	1 @ 70	350	4.3 to 5.1M	1/2W	3
TO-50 ¹	-	Stamp	.5, 1	100	1/4 @ 70	200	10 to 1M	1/8W	1
T2-50 ¹	-	Stamp	.5, 1	50	1/8 @ 70	200	10 to 1M	1/8W	1
T9-50 ¹	-	Stamp	.5, 1	25	1/8 @ 70	200	10 to 1M	1/8W	1
TF-05 ¹	-	Band/Stamp	1, 2, 5	100	1/4 @ 70	200	.4 to 9.9	1/8W	1
TF-07	-	Band/Stamp	1, 2, 5	100	1/2 @ 70	250	.4 to 9.9	1/4W	2
TF-20	-	Band/Stamp	1, 2, 5	100	1 @ 70	250	.4 to 9.9	1/2W	3
GF-55	Flame Resist ²	Stamp	1	50 ⁴ , 100	1/2 @ 70	250	.4 to 2M	1/4W	2
GF-07	Flame Resist ²	Stamp	2, 5	100	1/2 @ 70	250	.4 to 2M	1/4W	2
GF-60	Flame Resist ²	Stamp	1	50 ⁴ , 100	3/4 @ 70	350	.4 to 2M	1/2W	4
GF-20	Flame Resist ²	Stamp	2, 5	100	3/4 @ 70	350	.4 to 2M	1/2W	4
GF-3	Flame Resist ²	Stamp	1, 2, 5	200	2 @ 70 3 @ 70	750	1 to 2M	3W	5
GS-3	-	Stamp	1, 2, 5	50 ⁴ , 100	2 @ 70 3 @ 70	1000	1 to 3M	3W	5
RG-07	-	Band	2, 5	200	1/2 @ 70	250	4.3 to 5.1M	1/4W	2
RG-20	-	Band	2, 5	200	1 @ 70	350	4.3 to 5.1M	1/2W	3
TO-55	-	Band/Stamp	.1, .5, 1 ³	100	1/2 @ 70	200	10 to 3.01M	1/4W	2
T2-55	-	Stamp	.1, .5, 1 ³	50	1/4 @ 70	200	10 to 3.01M	1/4W	2
T9-55	-	Stamp	.1, .5, 1 ³	25	1/4 @ 70	200	10 to 3.01M	1/4W	2
T0-60	-	Band/Stamp	.1, .5, 1 ³	100	3/4 @ 70	300	10 to 3.01M	1/2W	4
T2-60	-	Stamp	.1, .5, 1 ³	50	1/2 @ 70	250	10 to 3.01M	1/2W	4
T9-60	-	Stamp	.1, .5, 1 ³	25	1/2 @ 70	250	10 to 3.01M	1/2W	4

1. Conformally coated construction on all 1/8W nominal size resistors.
2. Contact factory for details on flame-resistant specifications.
3. Only available in F tolerance above 2M ohm.
4. Below 10 ohms only available in 100 ppm.
5. 1 Watt @ 70°C available - see page 87.
6. Contact factory for details on higher voltage rating.


WIREWOUND AND FILM TECHNOLOGIES DIVISION

736 Greenway Road • Boone, North Carolina 28607-1860 • Tel: 828-264-8861 • Fax: 828-264-8866 • www.irctt.com

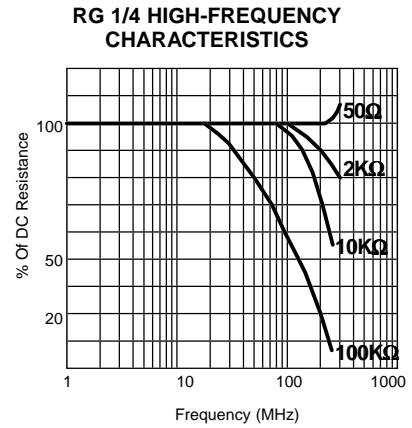
PERFORMANCE DATA:



RG SERIES SURGE CAPABILITY
For Repetitive Surges



Note: Use for repetitive pulses where the average power dissipation is not to exceed the component rating at 70°C. Surge handling capacity for low-repetitive surges may be significantly greater than shown above. Contact factory for recommendations.



DIMENSIONS (Inches and (mm)):

Dim Code	Nominal Size	Body Length BL	Body Dia. BD	Lead Length LL	Lead Dia. LD	Clean Lead
1	1/8	0.150±0.020 (3.8±0.3)	0.066±0.008 (1.7±0.2)	1.00±0.125 (25.4±3.2)	0.016±0.002 (0.41±0.05)	0.225 (5.7)
2	1/4	0.250±0.015 (6.4±0.4)	0.090±0.008 (2.3±0.2)	1.50±0.125 (38.1±3.2)	0.025±0.002 (0.64±0.05)	0.310 (7.9)
3	1/2W	0.390±0.010 (9.9±0.3)	0.140±0.008 (3.6±0.2)	1.50±0.125 (38.1±3.2)	0.032±0.002 (0.81±0.05)	0.450 (11.4)
4	1/2W	0.390±0.010 (9.9±0.3)	0.140±0.008 (3.6±0.2)	1.50±0.125 (38.1±3.2)	0.025±0.002 (0.64±0.05)	0.450 (11.4)
5	3W	0.515±0.010 (13.1±0.3)	0.225±0.008 (5.7±0.2)	1.50±0.125 (38.1±3.2)	0.032±0.002 (0.81±0.05)	0.575 (14.6)

HOW TO ORDER:

Sample Part No.:

RG1/4 2203 (22K) 5%

IRC Type

See specification table for types available

Resistance

Standard EIA/MIL resistance values for metal film resistors. See specification table for range on inside back cover.

Tolerance

±0.1% to ±5%
See specification table for availability.