

HCMD-10-S-03.00-01

(2,54mm) .100"

HCMD, HCMS, HCSD, HCSS SERIES

# IDC SOCKET & TERMINAL CABLE

**Mates with:**

TSW, MTSW, TST, EW, BST, LCW, ZST, MTLW, TSM, EJH

**SPECIFICATIONS**

For complete specifications and recommended PCB layouts see [www.samtec.com?HCSD](http://www.samtec.com?HCSD) or [www.samtec.com?HCSS](http://www.samtec.com?HCSS)

**HCSD, HCSS**

**Insulator Material:** Black Liquid Crystal Polymer  
**Flammability Rating:** UL 94V-O  
**Insulation Resistance:** 5000 MΩ

**Temperature Range:** -20°C to +105°C (Rainbow Cable)  
 -40°C to +105°C (Gray Cable)

**Withstanding Voltage:** 1000 VRMS @ 60 Hz

**Contact:** Phosphor Bronze  
**Plating:** 10µ" (0,25µm) on contact area, 150µ" (3,81µm) Sn on balance over 50µ" (1,27µm) Ni.

**Current Rating:** 1A

**Contact Resistance:** 10 mΩ max

**Lead Size Range:** .024" (0,61mm) SQ to .026" (0,66mm) SQ

**Lead Insertion Depth:** .185" (4,70mm) to .250" (6,35mm)

**Insertion Force:** 6 oz avg (1,67N) average with .025" (0,64mm) SQ probe

**Withdrawal Force:** 3 oz avg (0,83N) average with .025" (0,64mm) SQ probe

**Wire:** 28 AWG 7/36 stranded Tinned Copper  
**RoHS Compliant:** Yes

**SPECIFICATIONS**

For complete specifications and recommended PCB layouts see [www.samtec.com?HCMD](http://www.samtec.com?HCMD) or [www.samtec.com?HCMS](http://www.samtec.com?HCMS)

**HCMD, HCMS**

**Insulator Material:** Black Liquid Crystal Polymer  
**Flammability Rating:** UL 94V-O  
**Insulation Resistance:** 5000 MΩ

**Temperature Range:** -55°C to +80°C

**Withstanding Voltage:** 1000 VRMS @ 60 Hz

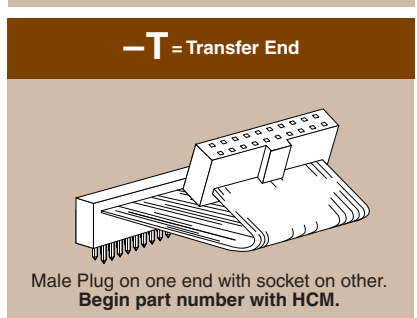
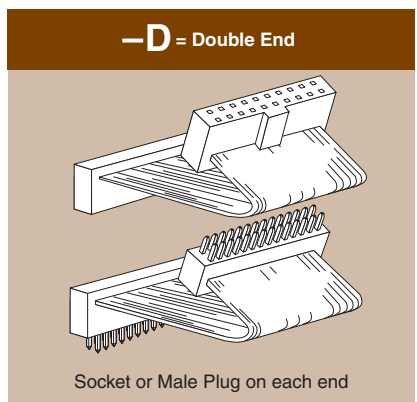
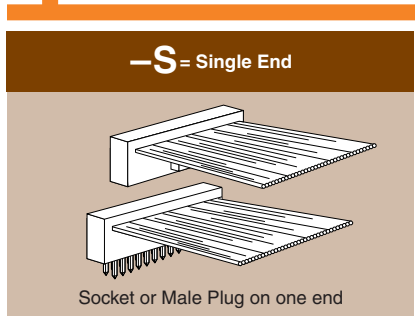
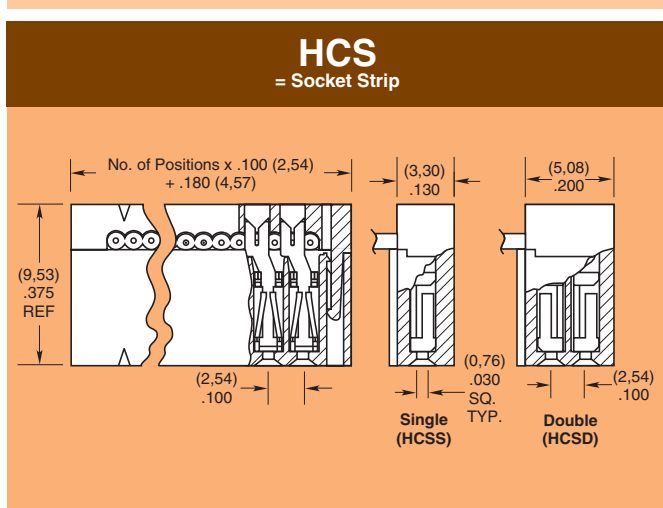
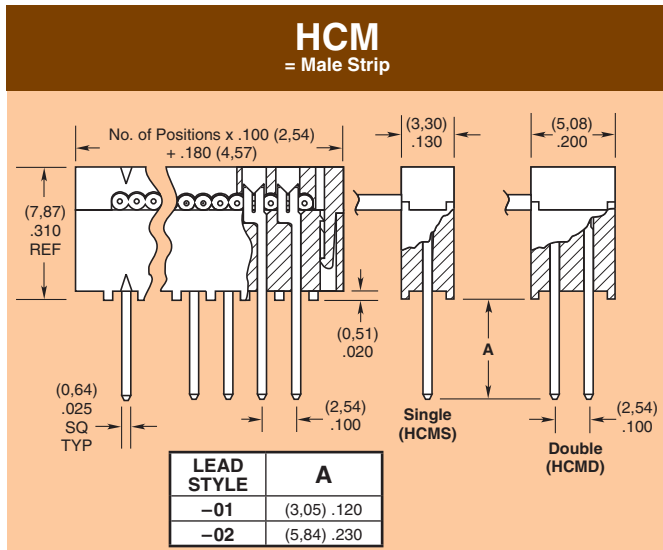
**Terminal:** Phosphor Bronze  
**Plating:** Sn over 50µ" (1,27µm) Ni

**Current Rating:** 1A

**Wire:** 28 AWG 7/36 stranded Tinned Copper  
**RoHS Compliant:** Yes

**Note:** IDC assemblies are non-standard, non-returnable.

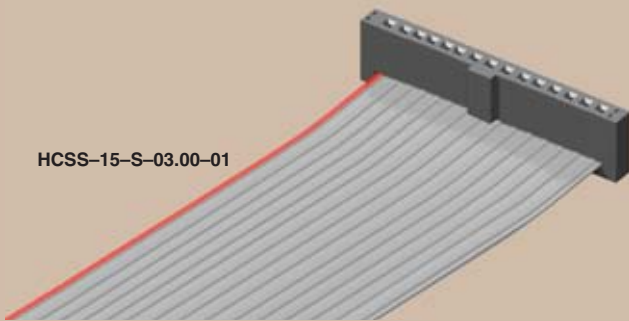
TYPE STRIP	ROW OPTION	NO. PINS PER ROW	END ASSEMBLY	ASSEMBLED LENGTH
	<b>S</b> = Single	-05, -08, -10, -12, -13, -15, -17, -20, -25, -36		-“XX.XX” = Assembled Length
	<b>D</b> = Double (Color coded cable N/A for 31 thru 36 pins/row. See -G option.)			Assembled Length in INCHES (±1/8") 2 inches minimum




Due to technical progress, all designs, specifications and components are subject to change without notice.

[WWW.SAMTEC.COM](http://WWW.SAMTEC.COM)

HCSS-15-S-03.00-01



HCSD-10-S-03.00-01-T



**LEAD STYLE**

**-01**  
= HCSS/HCSD or  
(3,05mm) .120" tail for  
HCMS/HCMD

**-02**  
= (5,84mm) .230" tail  
HCMS/HCMD only

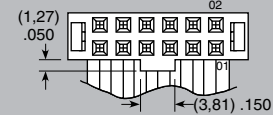
**PLATING OPTION**

**-S**  
= 10µ" (0,25µm) Gold on contact area or tail,  
Tin on balance  
(Standard on HCSS & HCSD. Leave blank)

**-T**  
= Tin  
(Standard on HCMS & HCMD. Leave blank)

**NOTCH POLARIZATION**

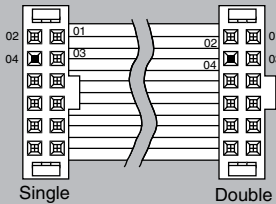
**-N** = Notch Polarization



Required for HCSS and HCSD.  
(Not available on HCMS or HCMD,  
unless Transfer, then only the  
socket is polarized.)

**OTHER OPTIONS**

**-P "XX"**  
= Position Polarization



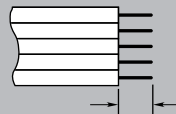
Specify "XX" as position. For Double  
the same position will be polarized  
on both ends. (Not available on  
HCM, unless Transfer, then only the  
socket is polarized)

**-G**  
= Gray Cable

Standard cable is color coded. Specify  
-G for Gray cable with one red edge.

**-ST "X"**  
= Stripped & Tinned

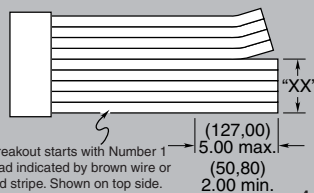
Specify Suffix from table. All  
dimensions are ± 1/16" (1,59mm). Not  
available in 28 positions and higher.



<b>-ST8</b>	1/8" (3,18)
<b>-ST4</b>	1/4" (6,35)
<b>-ST2</b>	1/2" (12,70)
<b>-ST3</b>	3/8" (9,53)

**-B "XX"**  
= Breakout

Specify "XX" as number of  
conducts to be broken out.

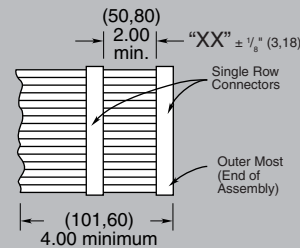


Breakout starts with Number 1  
lead indicated by brown wire or  
red stripe. Shown on top side.

**-RW**  
= Reversed Wiring

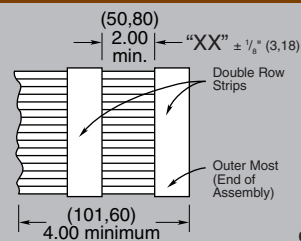
#1 wire opposite position #1

**-S "XX"**  
= Daisy Chain Single



When mating double row connector  
with two single row connectors, the  
outer most single will be connected  
to Conductor #1 and the inside single  
to Conductor #2.

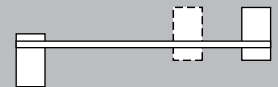
**-D "XX"**  
= Daisy Chain, Double



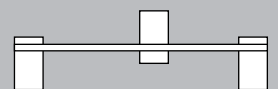
**-W "XX"**  
= Wiring Reversed  
Daisy Chain, Single

Same as -S "XX" except outer strip  
connected to conductor #2 and inside  
strip connected to conductor #1.

**-R**  
= Reversed

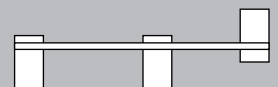


**-M**  
= Middle Reversed



Requires -SXX, -WXX or -DXX

**-O**  
= Outside Reversed



Requires -SXX, -WXX or -DXX

Due to technical progress, all designs, specifications and components are subject to change without notice.

[WWW.SAMTEC.COM](http://WWW.SAMTEC.COM)

SAMTEC USA • Tel: 1-800-SAMTEC-9 or 812-944-6733 SAMTEC SILICON VALLEY • Tel: 408-395-5900 SAMTEC SOUTHERN CALIFORNIA • Tel: 1-800-726-8329  
 SAMTEC AMERICA LATINA COMERCIO EXTERIOR LTDA • Tel: (+55 31) 3786 3227 SAMTEC UNITED KINGDOM • Tel: 44 01236 739292 SAMTEC GERMANY • Tel: +49 (0) 89 / 89460-0  
 SAMTEC FRANCE • Tel: 33 01 60 95 06 60 SAMTEC ITALY • Tel: 39 039 8890337 SAMTEC NORDIC/BALTIC • Tel: +46-84477280 SAMTEC BENELUX • Tel: 44 01236 739292 SAMTEC ISRAEL • Tel: 972-3-7526600  
 SAMTEC INDIA • Tel: +91-80-3272 1612 SAMTEC ASIA PACIFIC • Tel: 65 6745-5955 SAMTEC JAPAN • Tel: 045-475-1385 SAMTEC CHINA • Tel: 86-21-61103766 SAMTEC TAIWAN • Tel: 886-2-2735-6109  
 Downloaded from Elcodis.com electro SAMTEC HONG KONG • Tel: 852-2600-9858 SAMTEC KOREA • Tel: 82-31-717-5685 SAMTEC ANZ • Tel: 613 9512 7747 SAMTEC SOUTH AFRICA • Tel: 27 11 452 8112