

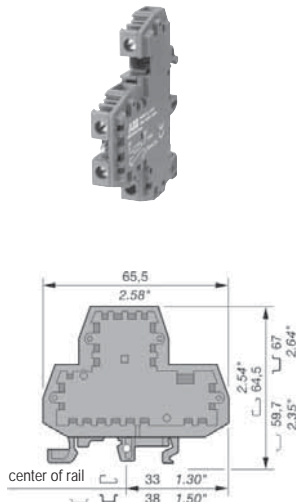
R910 Relay modules DIN 1-3

Interface
relays

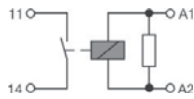
M 4/9.R111... - 2.5 mm² blocks - 9 mm .354" spacing

Characteristics

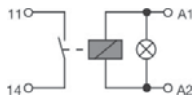
Relay characteristics	M 4/9.R111		M 4/9.R111L	
	COIL			
Rated voltage +20%, -20% on DC	12 V	24 V	12 V	24 V
Power	0.3 W	0.3 W	0.6 W	0.8 W
Rated current	24 mA	14 mA	52 mA	33 mA
Drop-out voltage	1.2 V DC	2.4 V DC	1.2 V	2.4 V
Status device			lamp	
CONTACT				
Type			1 NO	
Voltage switching range min./max.			12 V / 150 V DC - 250 V AC	
Current switching range			10 mA / 5 A	
Load switching range			0.6 VA / 1250 VA	
AC1 min. / max.			0.6 W / 150 W	
DC1 min. / max.			1 x 10 ⁶	
Number of on-load operations			2 x 10 ⁷	
Number of off-load operations			5 ms	
Pull-in time (delay time)			4 ms	
Drop-out time (delay time)	6 ms		7 ms	
Bounce time				
Insulation coil / contacts			3000 V RMS	
Breakdown voltage with 1.2/50µ wave			4000 V RMS	
Insulation contacts/contacts			750 V RMS	
Storage ambient temperature			-40°C to +80°C	
Operating ambient temperature			See derating curve hereunder	
Other characteristics				
Body material	grey ■		UL 94 V0	
Wire	Solid wire		0.2-4 mm ² / 22-12 AWG	
Wire size	Stranded wire		0.22-2.5 mm ² / 22-12 AWG	
			2.5 mm ² / 12 AWG	
			9 mm .354"	
			3.5 mm .137"	
			IP 20 NEMA 1	
			0.4-0.6 Nm 3.5-5.3 lb.in	



M 4/9.R111...

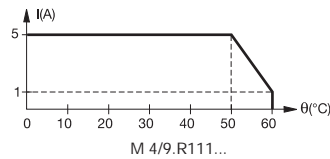


M 4/9.R111



M 4/9.R111L

Derating curve



Order codes

Description	Type	Order P/N	Packaging	Weight kg
Relay module 12 V DC	M 4/9.R111 12 V DC	1SNA 607 029 R0100	10	0.02
Relay module 24 V DC	M 4/9.R111 24 V DC	1SNA 607 030 R0600	10	0.02
Relay module with lamp 12 V DC	M 4/9.R111L 12 V DC	1SNA 607 001 R0600	10	0.02
Relay module with lamp 24 V DC	M 4/9.R111L 24 V DC	1SNA 607 002 R0700	10	0.02

Accessories

1 High end stop (all rails)	BAMH 9,1 mm	1SNA 114 836 R0000	50	
2 Test socket	DIA. 2 mm	AL2 ①	50	
	DIA. 3 mm	AL3 ①	50	
3 Test device	grey ■ DCG	1SNA 163 218 R0500	10	
4 Test plug	FC2	1SNA 007 865 R2600	10	
5 Jumper bar	8 poles	BJS9 ①②	1SNA 177 583 R1200	
	16 poles	BJS9 ①②	1SNA 177 584 R1300	
6 Sub-assembly for jumper bar (screw + jumper + post)	EV6D ①②	1SNA 168 400 R1600	20	
7 IDC jumper	AD2,5	1SNA 114 205 R2000	50	
8 Comb type jumper bar	PC9	1SNA 210 160 R1200	10	
9 Marking method	① RC65 and RC610	see markers		

① These accessories can be used on the lower connection only.

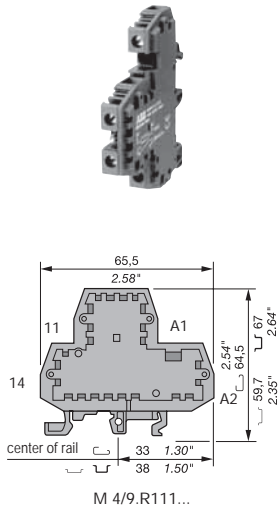
② Use of these accessories requires the user to cut out the precut partition.

R910 Relay modules DIN 1-3

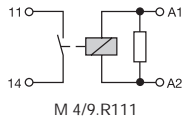
M 4/9.R111... - 2.5 mm² blocks - 9 mm .354" spacing

Characteristics

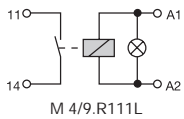
Relay characteristics	M 4/9.R111		M 4/9.R111L	
	COIL			
Rated voltage +20%, -20% on DC	12 V	24 V	12 V	24 V
Power	0.3 W	0.3 W	0.6 W	0.8 W
Rated current	24 mA	14 mA	52 mA	33 mA
Drop-out voltage at 20°C	1.2 V DC	2.4 V DC	1.2 V	2.4 V
Status device				lamp
CONTACT				
Type	1 NO			
Voltage switching range min./max.	12 V / 150 V DC - 250 V AC			
Current switching range	10 mA / 5 A			
Load switching range				
AC1 min. / max.	0.6 VA / 1250 VA			
DC1 min. / max.	0.6 W / 150 W			
Number of on-load operations	1 x 10 ⁶			
Number of off-load operations	2 x 10 ⁷			
Pull-in time (delay time)	6 ms		7 ms	
Drop-out time (delay time)	5 ms			
Bounce time	4 ms			
Insulation coil / contacts	3000 V RMS			
Breakdown voltage with 1.2/50µ wave	4000 V RMS			
Insulation contacts/contacts	750 V RMS			
Storage ambient temperature	-40°C to +80°C			
Operating ambient temperature	See derating curve hereunder			
Other characteristics				
Body material	grey ■			
Wire	Solid wire			
Wire size	UL 94 V0			
Stranded wire	0.2-4 mm ² / 22-12 AWG			
Rated wire size	0.22-2.5 mm ² / 22-12 AWG			
Wire stripping length	2.5 mm ² / 12 AWG			
Recommended screwdriver	9 mm .354"			
Protection	3.5 mm .137"			
Recommended torque	IP 20 NEMA 1			
Approvals	0.4-0.6 Nm 3.5-5.3 lb.in			
Reference standards	CEI 947-7-1 / CEI 947-1 / CEI 1131-2 (in relevant parts) / CEI 60664-1 / CEM : IRC 1000-4-2, 3, 4, 5, 6.			



M 4/9.R111...

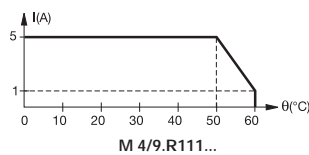


M 4/9.R111



M 4/9.R111L

Derating curve



M 4/9.R111...

Order Codes

Description	Type	Order P/N	Packaging kg	Weight
Relay module 12 V DC	M 4/9.R111-12VDC	1SNA 607 029 R0100	10	0.02
Relay module 24 V DC	M 4/9.R111-24VDC	1SNA 607 030 R0600	10	0.02
Relay module with lamp 12 V DC	M 4/9.R111L-12VDC	1SNA 607 001 R0600	10	0.02
Relay module with lamp 24 V DC	M 4/9.R111L-24VDC	1SNA 607 002 R0700	10	0.02

Accessories

1 High end stop (all rails)	BAMH	9,1 mm	1SNA 114 836 R0000	50
2 Test socket	DIA. 2 mm	AL2 ①	1SNA 163 070 R0000	50
	DIA. 3 mm	AL3 ①	1SNA 163 261 R0000	50
3 Test device	grey ■	DCG	1SNA 163 218 R0500	10
4 Test plug		FC2	1SNA 007 865 R2600	10
5 Jumper bar	8 poles	BJS9 ①②	1SNA 177 583 R1200	
	16 poles	BJS9 ①②	1SNA 177 584 R1300	
6 Sub-assembly for jumper bar (screw + jumper + post)		EV6D ①②	1SNA 168 400 R1600	20
7 IDC jumper		AD2,5	1SNA 114 205 R2000	50
8 Comb type jumper bar		PC9	1SNA 210 160 R1200	10
9 Marking method		RC65 and RC610	see marking	

① These accessories can be used on the lower connection only.

② Use of these accessories requires the user to cut out the precut partition.