



**Silizium-PIN-Fotodiode**  
**Silicon PIN Photodiode**  
**Lead (Pb) Free Product - RoHS Compliant**

**BP 104 S, BP 104 SR**



BP 104 S



BP 104 SR

**Wesentliche Merkmale**

- Speziell geeignet für Anwendungen im Bereich von 400 nm bis 1100 nm
- Kurze Schaltzeit (typ. 20 ns)
- Geeignet für Reflow-Löten
- SMT-fähig

**Anwendungen**

- Lichtschranken
- IR-Fernsteuerungen
- Industrieelektronik
- „Messen/Steuern/Regeln“

**Features**

- Especially suitable for applications from 400 nm to 1100 nm
- Short switching time (typ. 20 ns)
- Suitable for reflow soldering
- Suitable for SMT

**Applications**

- Photointerrupters
- IR remote controls
- Industrial electronics
- For control and drive circuits

Typ Type	Bestellnummer Ordering Code	Fotostrom, $E_v=1000 \text{ lx}$ , standard light A, $V_R = 5 \text{ V}$ Photocurrent $I_p (\mu\text{A})$
BP 104 S	Q65110A2626	55 ( $\geq 40$ )
BP 104 SR	Q65110A4262	55 ( $\geq 40$ )

**Grenzwerte**  
**Maximum Ratings**

Bezeichnung Parameter	Symbol Symbol	Wert Value	Einheit Unit
Betriebs- und Lagertemperatur Operating and storage temperature range	$T_{op}; T_{stg}$	- 40 ... + 100	°C
Sperrspannung Reverse voltage	$V_R$	20	V
Verlustleistung, $T_A = 25\text{ °C}$ Total power dissipation	$P_{tot}$	150	mW

**Kennwerte** ( $T_A = 25\text{ °C}$ , Normlicht A,  $T = 2856\text{ K}$ )  
**Characteristics** ( $T_A = 25\text{ °C}$ , standard light A,  $T = 2856\text{ K}$ )

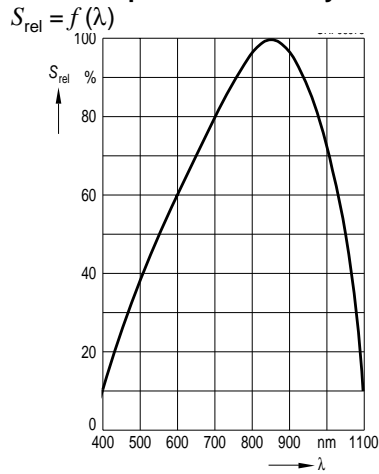
Bezeichnung Parameter	Symbol Symbol	Wert Value	Einheit Unit
Fotostrom $V_R = 5\text{ V}$ Photocurrent	$I_P$	55 ( $\geq 40$ )	nA/lx
Wellenlänge der max. Fotoempfindlichkeit Wavelength of max. sensitivity	$\lambda_{S\ max}$	850	nm
Spektraler Bereich der Fotoempfindlichkeit $S = 10\%$ von $S_{max}$ Spectral range of sensitivity $S = 10\%$ of $S_{max}$	$\lambda$	400 ... 1100	nm
Bestrahlungsempfindliche Fläche Radiant sensitive area	$A$	4.84	mm <sup>2</sup>
Abmessung der bestrahlungsempfindlichen Fläche Dimensions of radiant sensitive area	$L \times B$ $L \times W$	2.20 × 2.20	mm × mm
Halbwinkel Half angle	$\varphi$	±60	Grad deg.
Dunkelstrom, $V_R = 10\text{ V}$ Dark current	$I_R$	2 ( $\leq 30$ )	nA
Spektrale Fotoempfindlichkeit, $\lambda = 850\text{ nm}$ Spectral sensitivity	$S_\lambda$	0.62	A/W
Quantenausbeute, $\lambda = 850\text{ nm}$ Quantum yield	$\eta$	0.90	Electrons Photon
Leerlaufspannung, $E_V = 1000\text{ lx}$ Open-circuit voltage	$V_O$	360 ( $\geq 280$ )	mV

**Kennwerte** ( $T_A = 25\text{ °C}$ , Normlicht A,  $T = 2856\text{ K}$ )

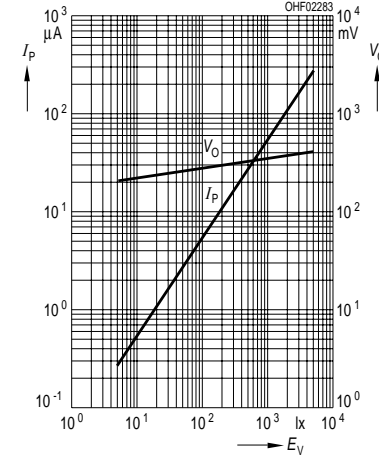
**Characteristics** ( $T_A = 25\text{ °C}$ , standard light A,  $T = 2856\text{ K}$ ) (cont'd)

Bezeichnung Parameter	Symbol Symbol	Wert Value	Einheit Unit
Kurzschlussstrom, $E_V = 1000\text{ lx}$ Short-circuit current	$I_{SC}$	50	$\mu\text{A}$
Anstiegs- und Abfallzeit des Fotostromes Rise and fall time of the photocurrent $R_L = 50\ \Omega$ ; $V_R = 5\text{ V}$ ; $\lambda = 850\text{ nm}$ ; $I_p = 800\ \mu\text{A}$	$t_r, t_f$	20	ns
Durchlassspannung, $I_F = 100\text{ mA}$ , $E = 0$ Forward voltage	$V_F$	1.3	V
Kapazität, $V_R = 0\text{ V}$ , $f = 1\text{ MHz}$ , $E = 0$ Capacitance	$C_0$	48	pF
Temperaturkoeffizient von $V_O$ Temperature coefficient of $V_O$	$TK_V$	-2.6	mV/K
Temperaturkoeffizient von $I_{SC}$ Temperature coefficient of $I_{SC}$	$TK_I$	0.18	%/K
Rauschäquivalente Strahlungsleistung Noise equivalent power $V_R = 10\text{ V}$ , $\lambda = 850\text{ nm}$	$NEP$	$3.6 \times 10^{-14}$	$\frac{\text{W}}{\sqrt{\text{Hz}}}$
Nachweisgrenze, $V_R = 10\text{ V}$ , $\lambda = 850\text{ nm}$ Detection limit	$D^*$	$6.1 \times 10^{12}$	$\frac{\text{cm} \times \sqrt{\text{Hz}}}{\text{W}}$

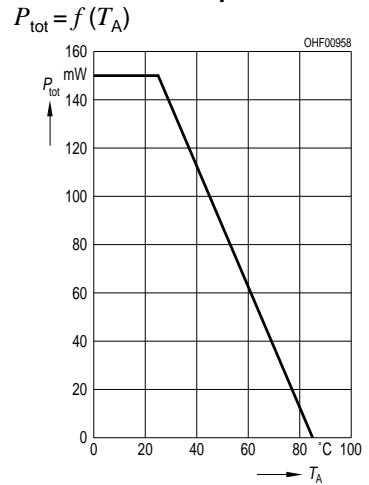
**Relative Spectral Sensitivity**



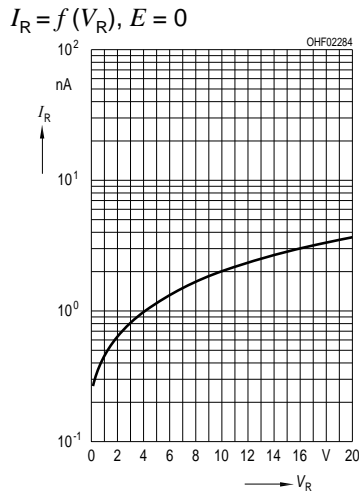
**Photocurrent  $I_P = f(E_V)$ ,  $V_R = 5 V$   
Open-Circuit Voltage  $V_O = f(E_V)$**



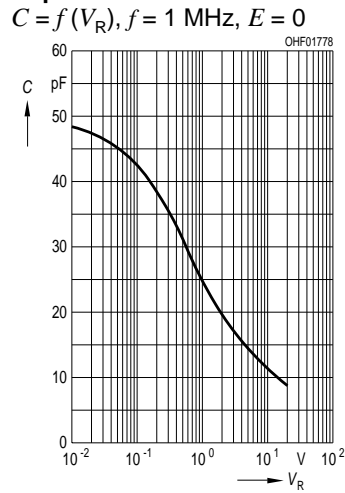
**Total Power Dissipation**



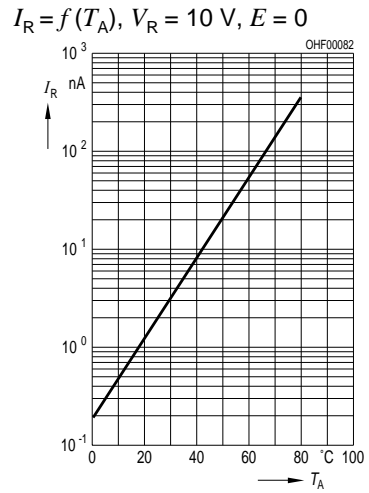
**Dark Current**



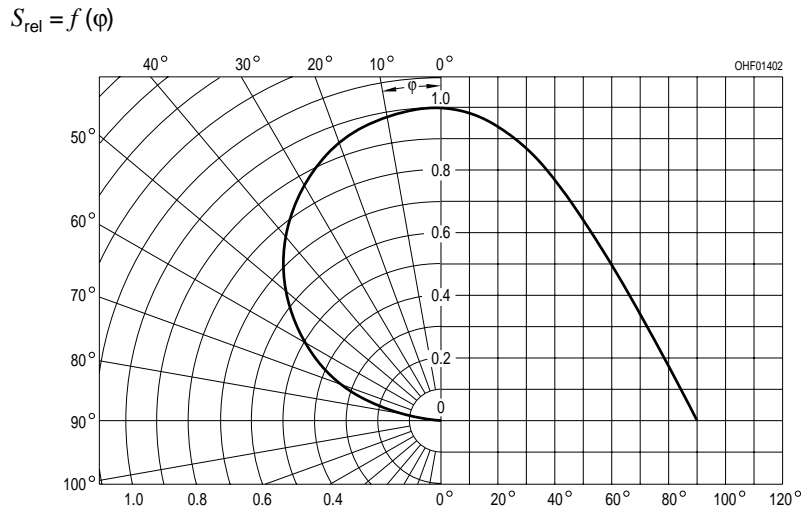
**Capacitance**



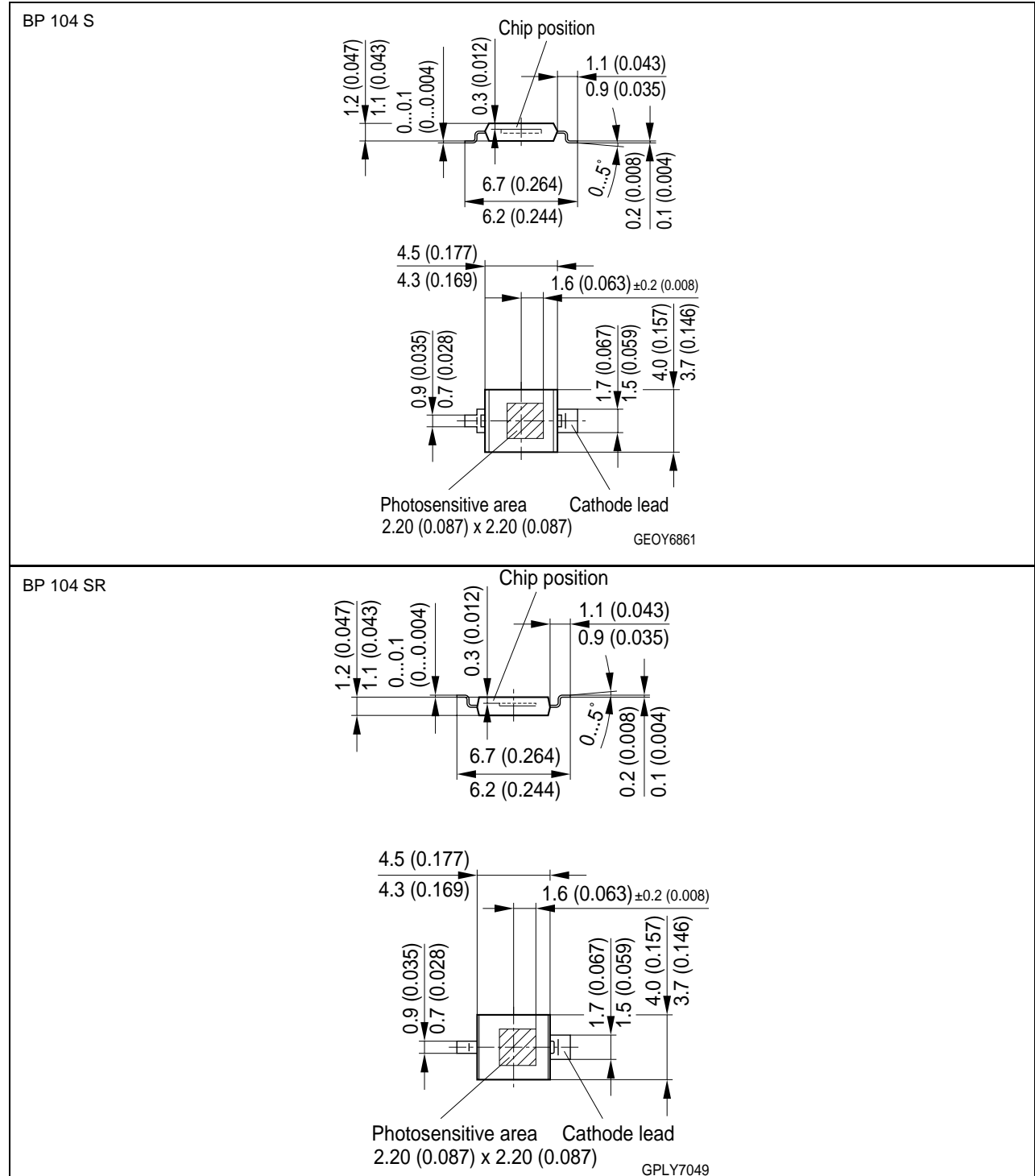
**Dark Current**



**Birectional Characteristics**



Maßzeichnung  
Package Outlines



Maße in mm (inch) / Dimensions in mm (inch).

**Lötbedingungen**

**Soldering Conditions**

**Reflow Lötprofil für bleifreies Löten**

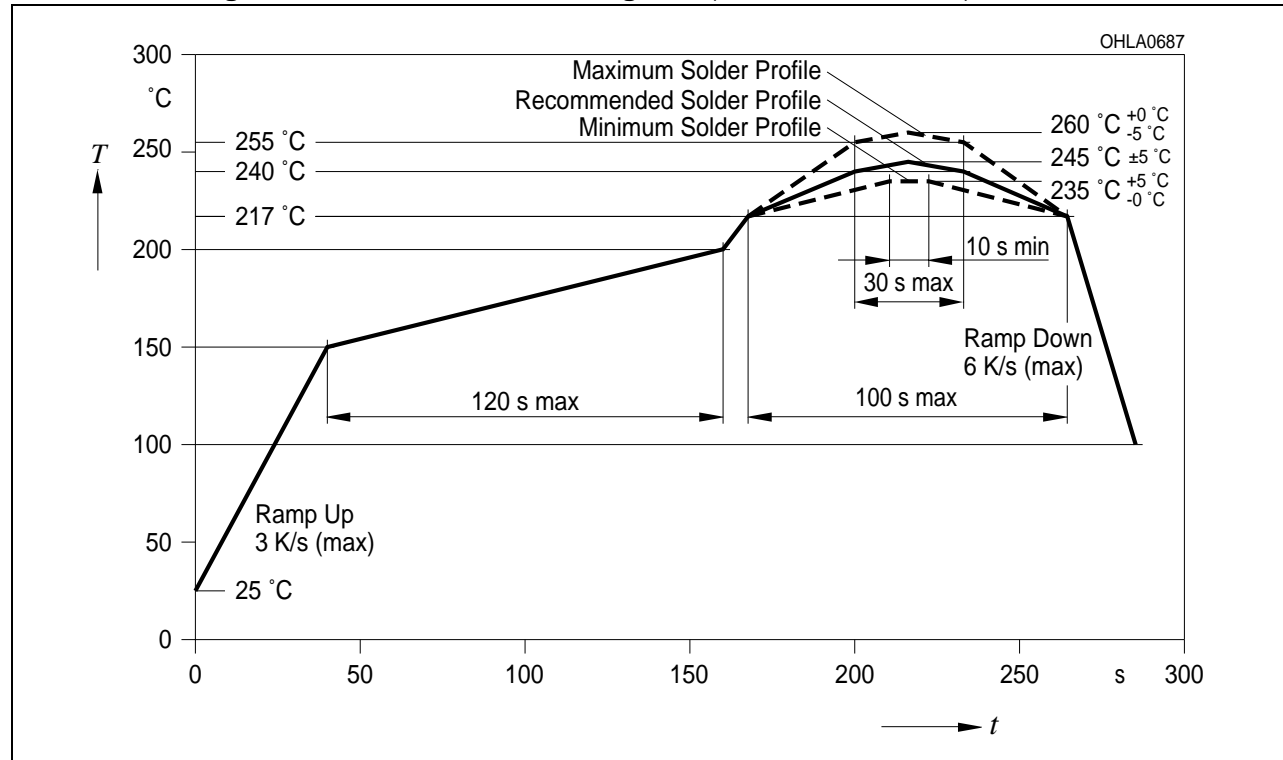
**Reflow Soldering Profile for lead free soldering**

Vorbehandlung nach JEDEC Level 4

Preconditioning acc. to JEDEC Level 4

(nach J-STD-020C)

(acc. to J-STD-020C)



Published by  
**OSRAM Opto Semiconductors GmbH**  
 Wernerwerkstrasse 2, D-93049 Regensburg  
[www.osram-os.com](http://www.osram-os.com)  
 © All Rights Reserved.

EU RoHS and China RoHS compliant product



此产品符合欧盟 RoHS 指令的要求；

按照中国的相关法规和标准，不含有毒有害物质或元素。

**Attention please! The information describes the type of component and shall not be considered as assured characteristics.**

**Terms of delivery and rights to change design reserved. Due to technical requirements components may contain dangerous substances. For information on the types in question please contact our Sales Organization.**

**Packing**

Please use the recycling operators known to you. We can also help you – get in touch with your nearest sales office. By agreement we will take packing material back, if it is sorted. You must bear the costs of transport. For packing material that is returned to us unsorted or which we are not obliged to accept, we shall have to invoice you for any costs incurred.

**Components used in life-support devices or systems must be expressly authorized for such purpose!** Critical components <sup>1</sup>, may only be used in life-support devices or systems <sup>2</sup> with the express written approval of OSRAM OS.

<sup>1</sup> A critical component is a component used in a life-support device or system whose failure can reasonably be expected to cause the failure of that life-support device or system, or to affect its safety or effectiveness of that device or system.

<sup>2</sup> Life support devices or systems are intended (a) to be implanted in the human body, or (b) to support and/or maintain and sustain human life. If they fail, it is reasonable to assume that the health of the user may be endangered.