



SMA Connectors



Drawing

Panel Mount Types
Bulkhead Jack
Front Mount

P/N: 926A515

RoHS compliant



Drawing

Panel Mount Types
Bulkhead Jack
Rear Mount, Large Flange

P/N: 921A 5114

RoHS compliant



Drawing

Panel Mount Types
Bulkhead Jack
Rear Mount, Small Flange

P/N: 921A504

RoHS compliant

FOR TECHNICAL SUPPORT: PHONE 973-347-4040 / FAX 973-347-2111

[Back to Index](#)


34

S

- Page 35 -



SMA Connectors



Drawing

Panel Mount Types

Panel Mount Plug
4 Hole Square Flange
Solder Pot Terminal

P/N: 916A524

RoHS compliant




Panel Mount Types

Panel Mount Plug
2 Hole Rectangular Flange
Solder Pot Terminal

P/N: 916B524

RoHS compliant




Drawing

Panel Mount Types

Panel Mount Jack
4 Hole Square Flange
Solder Pot Terminal

P/N: 917A524

RoHS compliant



Drawing

Panel Mount Types

Panel Mount Jack
2 Hole Rectangular Flange
Solder Pot Terminal

P/N: 917B524

RoHS compliant

FOR TECHNICAL SUPPORT: PHONE 973-347-4040 / FAX 973-347-2111

[Back to Index](#)

35

S

- Page 36 -



SMA Connectors



Drawing

Panel Mount Types

Panel Mount Plug
4 Hole Square Flange
Long Rear Insulator - Solder Pot

P/N: 916A524L

RoHS compliant

Terminal

Drawing

Panel Mount Types

Panel Mount Plug
2 Hole Rectangular Flange
Long Rear Insulator - Solder Pot

Terminal



P/N: 916B524L

RoHS compliant



Drawing

Panel Mount Types

Panel Mount Jack

4 Hole Square Flange

Long Rear Insulator - Solder Pot Terminal

P/N: 917A524L

RoHS compliant



Drawing

Panel Mount Types

Panel Mount Jack

2 Hole Rectangular Flange

Long Rear Insulator - Solder Pot Terminal

P/N: 917B524L

RoHS compliant

FOR TECHNICAL SUPPORT: PHONE 973-347-4040 / FAX 973-347-2111

[Back to Index](#)


36

S

- Page 37 -



SMA Connectors



Drawing

Panel Mount Types

Panel Mount Plug
4 Hole Square Flange
Blunt Post Solder Pot Terminal

P/N: 916A524B

RoHS compliant



Drawing

Panel Mount Types

Panel Mount Plug
2 Hole Rectangular Flange
Blunt Post Solder Pot Terminal

P/N: 916B524B

RoHS compliant




Drawing

Panel Mount Types

Panel Mount Jack
4 Hole Square Flange
Blunt Post Solder Pot Terminal

P/N: 917A524B

RoHS compliant



Drawing

Panel Mount Types

Panel Mount Jack
2 Hole Rectangular Flange
Blunt Post Solder Pot Terminal

P/N: 917B524B

RoHS compliant

FOR TECHNICAL SUPPORT: PHONE 973-347-4040 / FAX 973-347-2111

[Back to Index](#)


37

S

- Page 38 -



SMA Connectors



Drawing

Panel Mount Types

Panel Mount Plug
4 Hole Square Flange
Slotted Terminal

P/N: 916AS524

RoHS compliant


Drawing

Panel Mount Types

Panel Mount Plug
2 Hole Rectangular Flange
Slotted Terminal

P/N: 916BS524

RoHS compliant



Drawing

Panel Mount Types

Panel Mount Jack
4 Hole Square Flange
Slotted Terminal

P/N: 917AS524

RoHS compliant

FOR TECHNICAL SUPPORT: PHONE 973-347-4040 / FAX 973-347-2111

[Back to Index](#)

38

S

- Page 39 -



SMA Connectors


Drawing

Panel Mount Types

Panel Mount Plug
4 Hole Square Flange
Half-Round Terminal

P/N: 916AH524

RoHS compliant



Drawing

Panel Mount Types

Panel Mount Plug
2 Hole Rectangular Flange
Half-Round Terminal

P/N: 916BH524

RoHS compliant




Drawing

Panel Mount Types

Panel Mount Jack
4 Hole Square Flange
Half-Round Terminal

P/N: 917AH524

RoHS compliant



Drawing

Panel Mount Types

Panel Mount Jack
2 Hole Rectangular Flange
Half-Round Terminal

P/N: 917BH524

RoHS compliant

FOR TECHNICAL SUPPORT: PHONE 973-347-4040 / FAX 973-347-2111

[Back to Index](#)


39

S

- Page 40 -



SMA Connectors



Drawing

Panel Mount Types

Panel Mount Plug
4 Hole Square Flange
Terminal Flush to Flange Base

P/N: 916AF524

RoHS compliant

Drawing



Panel Mount Types

Panel Mount Plug
2 Hole Rectangular Flange
Terminal Flush to Flange Base

P/N: 916BF524

RoHS compliant

Drawing

Panel Mount Types




Panel Mount Jack
4 Hole Square Flange
Terminal Flush to Flange Base

P/N: 917AF524

RoHS compliant

Drawing



Panel Mount Types

Panel Mount Jack
2 Hole Rectangular Flange
Terminal Flush to Flange Base

P/N: 917BF524

RoHS compliant

FOR TECHNICAL SUPPORT: PHONE 973-347-4040 / FAX 973-347-2111

[Back to Index](#)

40

S

- Page 41 -



SMA Connectors


Drawing

Panel Mount Types

Panel Mount Plug
4 Hole Square Flange
Flat Tab Terminal

P/N: 916A524FT

RoHS compliant



Drawing



Panel Mount Types

- Panel Mount Plug
- 2 Hole Square Flange
- Flat Tab Terminal

P/N: 916B524FT

RoHS compliant



Drawing

Panel Mount Types

- Panel Mount Jack
- 4 Hole Square Flange
- Flat Tab Terminal

P/N: 917A524FT

RoHS compliant


Drawing

Panel Mount Types

- Panel Mount Jack
- 2 Hole Rectangular Flange
- Flat Tab Terminal

P/N: 917B524FT

RoHS compliant



FOR TECHNICAL SUPPORT: PHONE 973-347-4040 / FAX 973-347-2111 [Back to Index](#)

41

S

- Page 42 -