

1 ROCKER SWITCHES

Midsize Illuminated and Non-Illuminated AC Rated Rocker Switches — 1500/2500 Series

DESCRIPTION

Eaton's 1500/2500 series rocker switch offers a designer touch that will enhance any product line.

Ideal applications include appliances, electronic instrumentation, data processing, communications, medical and office equipment. Custom legends are available on the switch actuator and bezel.

High Inrush Option

The 1500H/2500H is designed to handle high inrush currents up to 100A peak inrush for 10 milliseconds.

Hi-Lite Rocker with High Inrush Option

This two color rocker version brightly indicates the "ON" position. This version spares the expense of more costly illuminated switches and is available with the high inrush option.

SPECIFICATIONS

Ratings:

See selection tables.

Circuits:

1PST, 1PDT, 2PST, 2PDT
Maintained and momentary.

High Inrush Option

1PST, 2PST, maintained.

Hi-Lite Option

1PST, maintained.

Contact Mechanism:

Slow-make/Slow-break butt contact.

High Inrush Option

Slow-make/Slow-break butt contact.

Make:

High Inrush Option

100A peak inrush at 250V ac for 10ms for 10,000 cycles minimum.

HOW TO ORDER — MIDSIZE NON-ILLUMINATED

To determine your **Complete Catalog Number**, you must start with the appropriate **Base Circuit Number** and add the appropriate **Code Letters** and/or **Numbers** as in the example below:

Start with this Base Circuit Number	...add each appropriate Code Number or Letter...				...to get to your Complete Catalog Number
Base Circuit Catalog Number	Base and Bezel Color	Rocker Color	Termination Type	Legend (optional)	Complete Catalog Number
1500	-2	1	E	038	1500-21E038

MIDSIZE NON-ILLUMINATED SELECTION TABLE (BOLD FACE TYPE INDICATES ITEMS NORMALLY IN DISTRIBUTOR STOCK)

Rating ③	Poles and Throw	Circuit with Rocker in			BASE CIRCUIT ②	CIRCUIT NUMBER SEE PAGE 4.29	CODE LETTERS AND NUMBERS — ADD TO BASE CIRCUIT NUMBER						
		UP Position	CENTER Position	DOWN ①			Base and Bezel Color		Rocker Color		Termination Type		Legend (optional)
							Color	Code	Color	Code	Termination	Code	Type
15A, 125V ac 10A, 250V ac 10(4)A, 250V ac	1 P.S.T.	ON ON*	NONE NONE	OFF OFF OFF*	1500 1501 1505	1 3 4	Black White Red	-1 -2 -3	Black White Red	1 2 3	6.3mm Tabs/ .250" Quick Connect Solder Lugs	E B	See Page 1.19
	1 P.D.T.	ON ON	NONE NONE	ON ON*	1502 1503	5 7							
15A, 125V ac 10A, 250V ac 10(2)A, 250V ac	1 P.D.T.	ON	OFF	ON	1504	6							
10A, 125V ac 10A, 250V ac 10(2)A, 250V ac	1 P.D.T.	ON* ON*	OFF OFF	ON* ON	1506 1507	9 8							
15A, 125V ac 10A, 250V ac	2 P.S.T.	ON ON*	NONE NONE	OFF OFF OFF*	2500 2501 2505	10 11 12							
	2 P.D.T.	ON ON	NONE NONE	ON ON*	2502 2503	13 15							
15A, 125V ac 10A, 250V ac 10(2)A, 250V ac	2 P.D.T.	ON	OFF	ON	2504	14							
10A, 125V ac 10A, 250V ac 10(2)A, 250V ac	2 P.D.T.	ON* ON*	OFF OFF	ON* ON	2506 2507	17 16							

*Momentary contact.

① 1500 Type — Lever depressed toward terminal #3.
2500 Type — Lever depressed toward terminals #13 and #26.

② #1500 — #1507 switches are supplied in 1500 type base.
#2500 — #2507 switches are supplied in 2500 type base.

③ VDE: 10(4)A, 250V ac_u, except 1504, 1506, 1507, 2504, 2506, 2607; 10(2)A, 250V ac_u.

Break:
High-Inrush Option
 16A, 250V ac for 10,000 cycles minimum.

Contact Material:
 Silver inlay over copper.

Contact Resistance:
 10 MΩ max. at 1A, 4V dc.

Mechanical Life:
 50,000 cycles min.

Insulation Resistance:
 50 MΩ min.

Dielectric Withstand:
 1000V RMS minimum.

Terminal Types:
 Standard — 6.3mm Tabs/.250" Quick-connect.
 Optional — Solder lug.

Termination Material:
 Common (center) — Copper fine silver plated.
 End — Copper.
 Lamp — Brass.

Mounting:
 See dimensions.

Operating Temperature Range:
 0°C to 85°C
 (+ 32°F to + 185°F).

International Approvals:
 UL file E24354 or E1148, WOYR2.
 CSA file LR10538 or 45995
 VDE listing 36088 or 6498-440.



1500R11E



1500H114E112

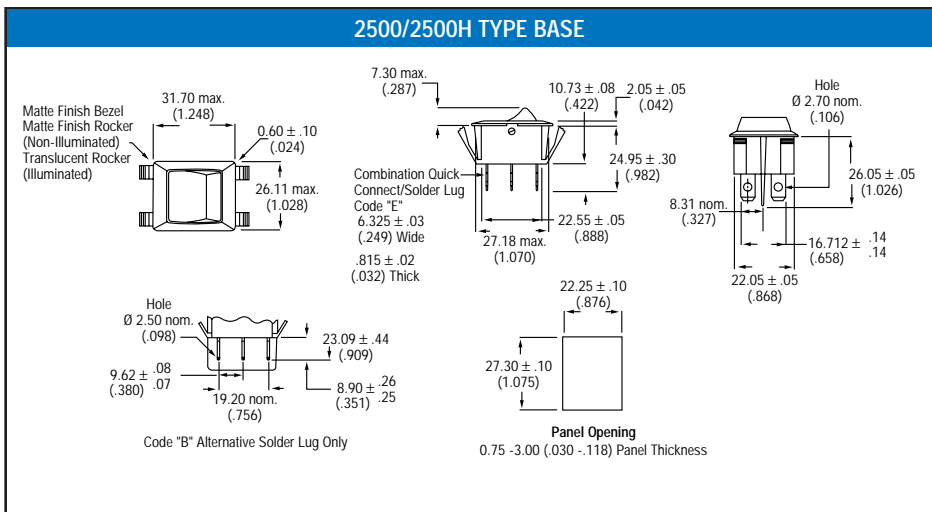
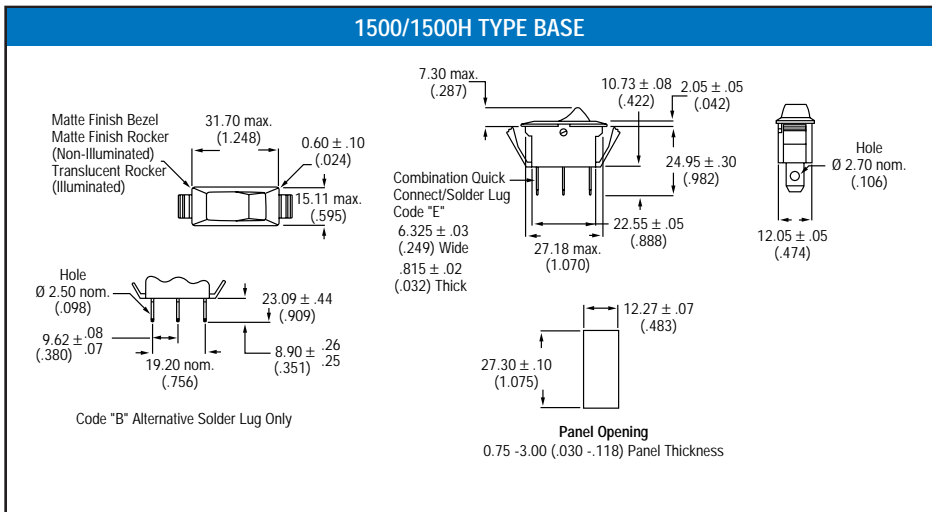


2500HG11E



2500HA21E

DIMENSIONS APPROXIMATE IN MM (INCHES)



1 ROCKER SWITCHES




Midsize Illuminated and Non-Illuminated AC Rated Rocker Switches — 1500/2500 Series (continued)

HOW TO ORDER — MIDSIZE ILLUMINATED

To determine your **Complete Catalog Number**, you must start with the appropriate **Base Circuit Number** and add the appropriate **Code Letters** and/or **Numbers** as in the example below:

Start with this Base Circuit Number	...add each appropriate Code Number or Letter...					...to get to your Complete Catalog Number
Base Circuit Catalog Number	Lens/Rocker Color	Lamp Voltage	Base and Bezel Color	Termination Type	Legend (optional)	Complete Catalog Number
2500	G	2	2	E	038	2500G22E038

MIDSIZE ILLUMINATED SELECTION TABLE (BOLD FACE TYPE INDICATES ITEMS NORMALLY IN DISTRIBUTOR STOCK)

Rating	Poles and Throw	Circuit with Rocker in			BASE CIRCUIT	CIRCUIT NUMBER SEE PAGE 4.29	CODE LETTERS AND NUMBERS — ADD TO BASE CIRCUIT NUMBER								
		UP Position	CENTER Position	DOWN ¹ Position			Lens/Rocker Color		Lamp Voltage		Base and Bezel Color		Termination Type		Legend (optional)
							Color	Code	Voltage	Code	Color	Code	Termination	Code	Type
15A, 125V ac 10A, 250V ac 10(4)A, 250V ac	1 P.S.T.	ON ON*	NONE NONE	OFF OFF	1500 1501	18 21	Amber	A	No Lamp	0	Black	1	6.3mm Tabs/ .250" Quick Connect Solder Lugs	E B	See Page 1.19
		Green	G	125V Neon	1	White	2								
	2 P.S.T.	ON ON*	NONE NONE	OFF OFF	2500 2501	28 30	Red	R	250V Neon	2	Red	3			
							White (Clear)	W	6V Filament	4					

*Momentary contact.

¹ 1500 Type — Lever depressed toward terminal #3.




2500 Type — Lever depressed toward terminals #13 and #26.

HOW TO ORDER — HI-LITE ROCKER WITH HIGH INRUSH OPTION

To determine your **Complete Catalog Number**, you must start with the appropriate **Base Circuit Number** and add the appropriate **Code Letters** and/or **Numbers** as in the example below:

Start with this Base Circuit Number	...add each appropriate Code Number or Letter...					...to get to your Complete Catalog Number
Base Circuit Catalog Number	Base and Bezel Color	Rocker Color	Hi-Lite Color	Termination Type	Legend (optional)	Complete Catalog Number
1500H	1	1	4	E	038	1500H114E038

HI-LITE ROCKER WITH HIGH INRUSH OPTION SELECTION TABLE

Rating	Poles and Throw	Circuit with Rocker in			BASE CIRCUIT	CIRCUIT NUMBER SEE PAGE 4.29	CODE LETTERS AND NUMBERS — ADD TO BASE CIRCUIT NUMBER								
		UP Position	CENTER Position	DOWN ¹ Position			Base and Bezel Color		Rocker Color		Hi-Lite Color		Termination Type		Legend (optional)
							Color	Code	Color	Code	Color	Code	Termination	Code	Type
15A, 125V ac 10A, 250V ac ² 10(2)A, 250V ac	1 P.S.T.	ON ON*	NONE NONE	OFF OFF	1500 — 1501 —	1 3	Black	1	Black	1	Black	1	6.3mm Tabs/ .250" Quick Connect	E	See Page 1.19
							White	2	White	2	Red	3			
22A, 125V ac 16A, 250V ac ³ 16(4)A, 250V ac	1 P.S.T.	ON	NONE	OFF	1500H ²	1	Red	3	Red	3	Green	4	Solder Lugs (Standard Rating Only)	B	
							Grey	5							

*Momentary Contact.

¹ 1500 Type — Lever depressed toward terminal #2.

² High Inrush capabilities available only on basic catalog numbers beginning with 1500H.

³ VDE: 10(4)A, 250V.

⁴ VDE: 16(4)A, 250V.

HOW TO ORDER — HIGH INRUSH NON-ILLUMINATED

To determine your **Complete Catalog Number**, you must start with the appropriate **Base Circuit Number** and add the appropriate **Code Letters** and/or **Numbers** as in the example below:

Start with this Base Circuit Number	...add each appropriate Code Number or Letter...				...to get to your Complete Catalog Number
Base Circuit Catalog Number	Base and Bezel Color	Rocker Color	Termination Type	Legend (optional)	Complete Catalog Number
1500H	1	1	E	038	1500H11E038

HIGH INRUSH NON-ILLUMINATED SELECTION TABLE

Rating	Poles and Throw	Circuit with Rocker in			BASE CIRCUIT	CIRCUIT NUMBER SEE PAGE 4.29	CODE LETTERS AND NUMBERS — ADD TO BASE CIRCUIT NUMBER						
		UP Position	CENTER Position	DOWN ¹ Position			Base and Bezel Color		Rocker Color		Termination Type		Legend (optional)
							Color	Code	Color	Code	Termination	Code	Type
22A, 125V ac 16A, 250V ac 16(4)A, 250V ac	1 P.S.T.	ON	NONE	OFF	1500H	1	Black	1	Black	1	6.3mm Tabs/ .250" Quick Connect	E	See Page 1.19
	2 P.S.T.	ON	NONE	OFF	2500H	10	White Red	2 3	White Red	2 3			

*Momentary Contact.

¹ 1500H Type — Rocker depressed toward terminal #2.

2500H Type — Rocker depressed toward terminals #13 and #26.

HOW TO ORDER — HIGH INRUSH ILLUMINATED

To determine your **Complete Catalog Number**, you must start with the appropriate **Base Circuit Number** and add the appropriate **Code Letters** and/or **Numbers** as in the example below:

Start with this Base Circuit Number	...add each appropriate Code Number or Letter...					...to get to your Complete Catalog Number
Base Circuit Catalog Number	Lens/Rocker Color	Lamp Voltage	Base and Bezel Color	Termination Type	Legend (optional)	Complete Catalog Number
2500H	G	2	2	E	038	2500HG22E038

HIGH INRUSH ILLUMINATED SELECTION TABLE

Rating	Poles and Throw	Circuit with Rocker in			BASE CIRCUIT	CIRCUIT NUMBER SEE PAGE 4.29	CODE LETTERS AND NUMBERS — ADD TO BASE CIRCUIT NUMBER								
		UP Position	CENTER Position	DOWN ¹ Position			Lens/Rocker Color		Lamp Voltage		Base and Bezel Color		Legend (optional)		
							Color	Code	Voltage	Code	Color	Code	Type		
22A, 125V ac 16A, 250V ac 16(4)A, 250V ac	1 P.S.T.	ON	NONE	OFF	1500H	18	Amber Green	A G	No Lamp 125V Neon 250V Neon	0 1 2	Black White	1 2	6.3mm Tabs/ .250" Quick Connect	E	See Page 1.19
	2 P.S.T.	ON	NONE	OFF	2500H	28	Red White (Clear)	R W	6V Filament 12V Filament 24V Filament	4 5 6	Red	3			

*Momentary Contact.

¹ 1500H Type — Rocker depressed toward terminal #3.

2500H Type — Rocker depressed toward terminals #13 and #26.

