

5500 Lit Rocker Switches - Single Pole 16A 250Vac



16(4)A 250Vac T85
10(3)A 250Vac T100, (12A 250Vac T125 for P rocker only)



UL CSA 15A 250Vac, CSA 16A Non Ind 250Vac
UL CSA 250Vac 1hp, 125Vac 1/2hp
UL 85°C, file E45221, CSA file LR10990

In house test

Inrush 24A to EN61058-1 & 20A 28Vdc

μ contact gap
Technical data on pages 4 & 5 (switches), 66 (indicators)

For Twin units repeat the order details for both the right and left sides

C 5503 A L ---

TERMINAL FUNCTION ROCKER BODY PRINT, COLOUR, VOLTAGE ETC

▶ TERMINAL	▶ FUNCTION	▶ ROCKER
<p>C</p> <p>6.3 x 0.8</p>	<p>Approvals & ratings vary with function On Off Switches - ON when pressed over terminal 3</p> <p>9.1</p> <p>5500 μ</p>	<p>A Softline (Matt only)</p> <p>Lit</p>
<p>H</p> <p>9.1</p> <p>4.8 x 0.8</p>	<p>5503 μ preferred option</p> <p>ON - OFF Lit Switched neutral</p> <p>7.0</p> <p>2.1</p>	<p>P Lit window (Matt only)</p>
<p>T</p> <p>7.0</p> <p>2.1</p> <p>Solder</p>	<p>5508 μ for special applications</p> <p>ON - OFF Lit Unswitched neutral</p> <p>9.1</p> <p>4.8 x 0.8</p>	



C5503AL ---



C5500AL ---



C5503PL ---



C5503A/C5430AL



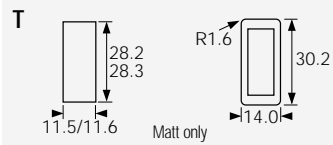
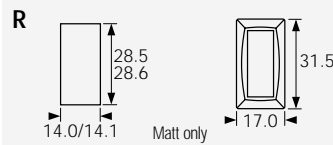
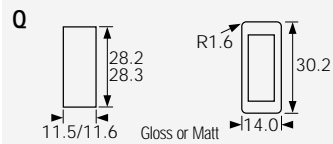
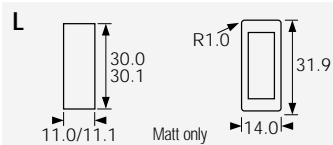
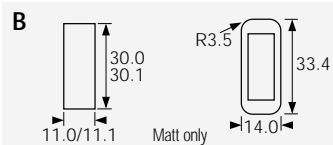
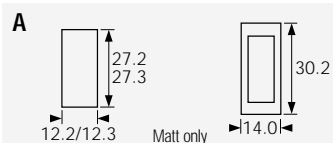
C5503A/C5503AL



C5503P/C5503PL

BODY

Panel cut-out ** Flange
Cut-outs must be punched in the direction of insertion



OPTIONS

Finish Matt is standard

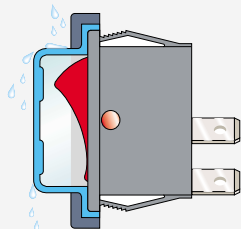
Colour Call factory for custom colours. A full range is available for large orders

Legend printing Select from the examples or call factory for custom legends

Lamp voltage Call factory for details

Blanking plate A0434 --(SP) A0494 --(DP)
Dummy units to fill unused panel holes

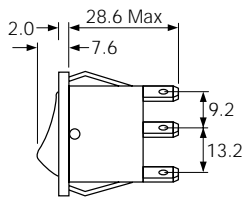
Protective cover (designed to IP65)
Snaps on to A, L, Q or T bodies
(add G after body in cat no).
This reduces panel thickness by 1mm.



Panel sealing washers W46 (Single Pole) and W42 (Double Pole) are available for these body types but reduce panel thickness by a further 0.8mm

For all options call the factory

DIMENSIONS (mm)



Terminal spacing - Poles 10.8 between centres (twin units)

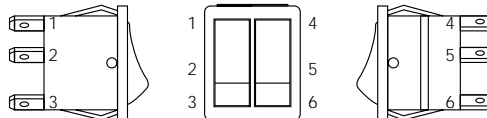
Panel thickness

- A,Q** 0.75 to 3.3mm
- L,B,T** 0.75 to 2.5mm
- R** 0.75 to 3.0mm

** For cut-out details on momentary switches call the factory


Twin units

Two single switches or a switch and an indicator light can be assembled side by side in one double pole body. For 1500 range panel cut-out details see page 29. For 5500 range panel cut-out details (L, B and T) call factory.



For twin units the first set of order format details refer to the left hand unit, when looking at the front of the assembly (This has terminal numbers 1, 2 & 3)

Examples of printing



EN3036



EN3064



EN706