



## Switching Overview

3



### Contents

Loadbreak Switches .....	3/2 - 3/4
Changeover Switches .....	3/5
Switch Fuses .....	3/6
Enclosed MCCBs .....	3/7
Fuses .....	3/8 - 3/9
Loadbreak and Switch Fuses Accessories .....	3/10
Cam Switches .....	3/11 - 3/12




# Switching - Loadbreak Switches

## IP65 Polycarbonate Enclosure

**"Now fitted with the 'OT' load break switch giving greater ratings and performance"**

- IP65 three and four-pole switch disconnectors suitable for load break switching or isolation.
- Polycarbonate enclosure. IEC 60947-3

3



S37K5N

### Polycarbonate Enclosure 9kW ... 11kW 3 pole

Rating@415v [Ith A]	kW		Dimensions			Number of Poles	Order Code	Price £
	[AC22]	[AC23]	H	W	D			
32	25	9	125	100	107	3	S37K5N	20.05
40	40	11	125	100	107	3	S315KN	26.34

### Polycarbonate Enclosure 9kW ... 37kW 4 pole

Rating@415v [Ith A]	kW		Dimensions			Number of Poles	Order Code	Price £
	[AC22]	[AC23]	H	W	D			
32	25	9	125	100	107	4	S47K5N	20.05
40	40	11	125	100	107	4	S415KN	26.34
63	63	22	170	140	108	4	S418KN	46.64
80	80	37	170	140	108	4	S426KN	65.72

### Auxiliary Contacts

Auxiliary contacts	n.o.	n.c.	Order Code	Price £
10	1	-	OA1G10	4.98
10	-	1	OA1G01	4.98
10	1	1	OA2G11	6.81

Note: A maximum of two auxiliary contact blocks can be fitted to each switch





# Switching - Loadbreak Switches

## IP65 Plastic Enclosure

### 3 - 4 - 6 pole 16...125 amps

- IP65 rated
- Grey plastic enclosure
- Standard handle - Red/Yellow (padlockable in the off position)
- Cable entries top and bottom
- All OTP16 (excluding 3p) /25/32 all have 25/20mm reducers



Rating @ 415v				Cable entries	Dimensions			Number of Poles	Order Code	Price £
[Ith A]	[AC22]	[AC23]	kW		H	W	D			
25	16	16	7.5	3P-2xM20	120	85	60	3+ solid neutral	OTP16BA3M	17.89
				4P-2xM25+M16	150	130	60	4	OTP16BA4M	24.07
				4P-2xM25+M16	150	130	85	6	OTP16BA6M	53.09
32	25	20	9	2xM25+M16	150	130	60	3+ solid neutral	OTP25BA3M	23.06
					150	130	60	4	OTP25BA4M	26.48
					150	130	85	6	OTP25BA6M	56.67
40	40	23	11	2xM25+M16	150	130	60	3+ solid neutral	OTP32BA3M	25.01
					150	130	60	4	OTP32BA4M	28.51
					150	130	85	6	OTP32BA6M	60.34
63	63	45	22	2xM32+M16	200	145	90	3+ solid neutral	OTP45BA3M	34.72
					200	145	90	4	OTP45BA4M	40.15
					200	145	90	6	OTP45BA6M	76.42
80	80	75	37	2xM32+M16	200	145	90	3+ solid neutral	OTP63BA3M	44.04
					200	145	90	4	OTP63BA4M	51.80
					200	145	90	6	OTP63BA6M	90.67
80	80	55	30	Blank plates	400	200	140	3+ solid neutral	OTP80BA3U	79.66
					400	200	140	4	OTP80BA4U	110.42
					400	200	140	6	OTP80BA6U	192.34
125	125	90	45	Blank plates	400	200	140	3+ solid neutral	OTP125BA3U	142.48
					400	200	140	4	OTP125BA4U	164.48
					400	200	140	6	OTP125BA6U	259.03



# Switching - Loadbreak Switches

## IP65 Steel Enclosure

3



OT100TPN

OT315TPN

### 3 - 4 pole 20 ... 400A

- IP65 rated (not suitable for external installation)
- Powder coated textured finish (RAL 7035)
- All 3 pole switches include detachable neutral link (OT160 solid link)
- Hinged lid complete with 2 fastening screws (removable)
- Padlockable pistol grip handle as standard
- Removable gland plates fitted top and bottom (see below for knockout configurations)
- Spreader Boxes available see page 3/10

*"New enclosure dimensions to improve termination of cables"*

Rating @ 415v			Cable Cross	Dimensions			Spreader	Number	Order Code	Price £
[Ith A]	[AC22]	[AC23]	Section mm <sup>2</sup>	H	W	D	Box	of Poles		
32	25	20	0.75 .. 10	160	160	120	SB1G	3+detach neutral	OT20TPN	73.68
								4	OT20FP	80.43
40	40	23	0.75 .. 10	160	160	120	SB1G	3+detach neutral	OT32TPN	89.74
								4	OT32FP	96.07
80	80	75	1.5 .. 35	300	240	120	SB1G	3+detach neutral	OT63TPN	146.12
								4	OT63FP	154.70
115	100	80	10 .. 70	400	300	160	SB2G	3+detach neutral	OT100TPN	229.45
								4	OT100FP	240.27
125	125	90	10 .. 70	400	300	160	SB2G	3+detach neutral	OT125TPN	246.03
								4	OT125FP	253.32
160	160	135	min. 95	500	360	160	SB2G	3+solid neutral	OT160TPN	377.09
								4	OT160FP	392.61
200	200	200	Bolt M8x25	500	360	160	SB2G	3+detach neutral	OT200TPN	412.63
								4	OT200FP	436.91
315	315	315	Bolt M10x30	500	360	160	SB2G	3+detach neutral	OT315TPN	473.27
								4	OT315FP	508.12
500	500	500	Bolt M10x30	500	360	160	SB2G	3+detach neutral	OT400TPN	674.36
								4	OT400FP	716.09

Add 45mm to dimension "D" for handle (all versions)

Knockout Configuration: (One supplied blank, one supplied as below)

20 - 32A	2 x 20mm	1 x 25mm (centre)	
63 - 100 - 125A	1 x 25mm	1 x 32mm	1 x 40mm (centre)
160 - 400A	Blank gland plates		





# Switching - Changeover Switches

## IP65 Steel Enclosure



### 3 - 4 pole 25 ... 800A

- IP65 rated (not suitable for external installation)
- Powder coated textured finish (RAL 7035)
- Hinged lid complete with 2 fastening screws (removable)
- Padlockable pistol grip handle as standard
- Removable gland plates fitted top and bottom (see below for knockout configurations)
- Spreader Boxes available see page 3/10

*"New enclosure dimensions to improve termination of cables"*

Rating @		Dimensions			Spreader Box	Number of Poles	Order Code	Price £
415v [Ith A]	Cable Cross Section mm <sup>2</sup>	H	W	D				
25	0.75 .. 10	300	240	120	SB1G	3	OT20TPC	208.95
						4	OT20FPC	219.45
32	0.75 .. 10	300	240	120	SB1G	3	OT32TPC	213.26
						4	OT32FPC	225.22
63	1.5..35	300	240	120	SB1G	3	OT63TPC	247.18
						4	OT63FPC	263.92
125	10..70	300	240	120	SB1G	3	OT125TPC	338.25
						4	OT125FPC	373.61
200*	Bolt M8x20	800	600	335	SB4G	3	OT200TPC	842.89
						4	OT200FPC	909.70
315*	Bolt M10x30	800	600	335	SB4G	3	OT315TPC	962.27
						4	OT315FPC	1,062.61
400*	Bolt M10x30	800	600	335	SB4G	3	OT400TPC	1,140.83
						4	OT400FPC	1,250.68
630*	Bolt M12x40	800	600	335	SB4G	3	OT630TPC	1,432.39
						4	OT630FPC	1,599.45
800*	Bolt M12x40	800	600	335	SB4G	3	OT800TPC	1,695.00
						4	OT800FPC	1,890.91

Supplied with bridging bars (not fitted) \*  
Add 45mm to dimensions "D" for handle (all versions)

Knockout Configuration: (One supplied blank, one supplied as below)		
20 - 32A	2 x 20mm	1 x 25mm (centre)
63 - 100 - 125A	1 x 25m	1 x 32mm 1 x 40mm (centre)
160 - 800A	Blank gland plates	

### Automatic Changeover Panels 20A - 800A) depending on type

Types available on request

- Contactor
- Contactor with Phase Failure
- MCCB



3



### 3 - 4 pole 20 ... 630A

- IP65 rated (not suitable for external installation)
- Powder coated textured finish (RAL 7035)
- All switches supplied with fuses
- All 3 pole switches include detachable neutral link (OT160 solid link)
- Hinged lid complete with 2 fastening screws (removable)
- Padlockable pistol grip handle as standard
- Removable gland plates fitted top and bottom (see below for knockout configurations)
- Switches internally are rated IP20 on incoming terminals up to 63A
- Switches 100A and above have a shroud fitted to the incoming terminals to increase protection when the door is open
- Spreader Boxes available see page 3/10
- 2 gland plates included one blank (bottom), one configured as below (top)

*"New enclosure dimensions to improve termination of cables"*

Rating @ 415v				Cable Cross	Dimensions	Spreader	Number	Order Code	Price £
[Ith A]	[AC21]	[AC22]	[AC23]	Section mm <sup>2</sup>	H W D	Box	of Poles		
20	7.5	11	15	0.75 .. 10	300 240 120	SB1G	3+detach neutral	OS20TPN	102.34
							4	OS20FP	114.81
32	15	18	25	0.75 .. 10	300 240 120	SB1G	3+detach neutral	OS32TPN	134.13
							4	OS32FP	143.64
63	30	37	55	2.5 .. 25	400 300 160	SB2G	3+detach neutral	OS63TPN	226.78
							4	OS63FP	240.29
100	55	55	90	Bolt M6x20	400 300 160	SB2G	3+detach neutral	OS100TPN	384.24
							4	OS100FP	440.85
125	55	75	110	Bolt M6x20	400 300 160	SB2G	3+detach neutral	OS125TPN	415.55
							4	OS125FP	460.46
160	75	90	132	Bolt M6x20	500 360 160	SB2G	3+solid neutral	OS160TPN	445.78
							4	OS160FP	526.78
200	110	132	200	Bolt M8x25	600 400 260	SB3G	3+detach neutral	OS200TPN	562.25
							4	OS200FP	659.21
315	160	220	220	Bolt M10x30	600 400 260	SB3G	3+detach neutral	OS315TPN	669.39
							4	OS315FP	800.53
400	220	280	400	Bolt M10x30	600 400 260	SB3G	3+detach neutral	OS400TPN	1065.54
							4	OS400FP	1179.90
630	355	450	560	Bolt M12x40	800 600 300	SB4G	3+detach neutral	OS630TPN	1565.60
							4	OS630FP	1770.06

Knockout Configuration: (One supplied blank, one supplied as below)

20 - 32A	2 x 20mm	1 x 25mm (centre)
63 - 100 - 125A	1 x 25m	1 x 32mm 1 x 40mm (centre)
160 - 630A	Blank gland plates	



## Switching - MCCBs

### IP65 Steel Enclosure



#### MCCB 3 - 4 pole and RCD 32 ... 630A

- IP54 rated
- Powder coated textured finish (RAL 7035)
- Hinged lid complete with 2 fastening screws (removable)
- Removable gland plates fitted top and bottom (see below for knockout configurations)
- Spreader Boxes available see page 3/10
- Icu = 36kA@415v

Rating @ 415v		Dimensions			Spreader Box	Order Code	Price £
[Ith A]		H	W	D			
32A	3pole	400	300	180*	SB2G	MCCB32TP	320.27
	4pole	400	300	180*	SB2G	MCCB32FP	370.63
63A	3pole	400	300	180*	SB2G	MCCB63TP	320.27
	4pole	400	300	180*	SB2G	MCCB63FP	370.63
100A	3pole	400	300	180*	SB2G	MCCB100TP	320.27
	4pole	400	300	180*	SB2G	MCCB100FP	370.63
125A	3pole	400	300	180*	SB2G	MCCB125TP	323.19
	4pole	400	300	180*	SB2G	MCCB125FP	395.13
160A	3pole	400	300	180*	SB2G	MCCB160TP	323.19
	4pole	400	300	180*	SB2G	MCCB160FP	395.13
250A	3pole	500	360	180*	SB2G	MCCB250TP	544.08
	4pole	500	360	180*	SB2G	MCCB250FP	662.80
400A	3pole	800	600	250**	SB4G	MCCB400TP	706.82
	4pole	800	600	250**	SB4G	MCCB400FP	862.01
630A	3pole	800	600	250**	SB4G	MCCB630TP	930.17
	4pole	800	600	250**	SB4G	MCCB630FP	1133.77

\* add 59mm for handle \*\* add 50mm for handle

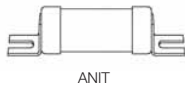
#### Knockout Configuration:

20 - 32A	2 x 20mm	1 x 25mm	
63 - 100 - 125A	1 x 25mm	1 x 32mm	1 x 40mm (centre)
160 - 630A	Blank gland plates		

## Switching - BS Fuse Range



3



ANIT



ATIA  
ATIS



AOS80-100



AOS125-200



ATCP  
ATFP



ATC

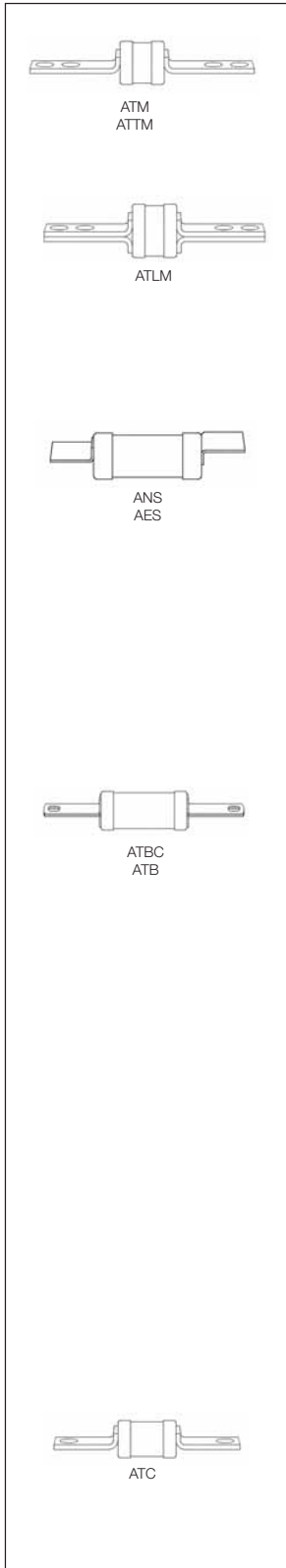


ATF  
ATKF  
ATMF  
ATKM

Description (mm)	Fixing Centres Number	MEM Part Number	GEC Part Number	Bussman Part Number	ABB Part Number	Price £
2A A1 fuselink	44.5	2SA2	NIT2	NITD2	ANIT2	1.27
4A A1 fuselink	44.5	4SA2	NIT4	NITD4	ANIT4	1.27
6A A1 fuselink	44.5	6SA2	NIT6	NITD6	ANIT6	1.27
10A A1 fuselink	44.5	10SA2	NIT10	NITD10	ANIT10	1.27
16A A1 fuselink	44.5	16SA2	NIT16	NITD16	ANIT16	1.27
20A A1 fuselink	44.5	20SA2	NIT20	NITD20	ANIT20	1.70
25A fuselink	44.5	25SA2	NIT25	NITD25	ANIT25	1.82
32A fuselink	44.5	32SA2	NIT32	NITD32	ANIT32	1.82
2A A2 fuselink	73	2SB3	TIA2	AA02	ATIA2	2.04
4A A2 fuselink	73	4SB3	TIA4	AA04	ATIA4	2.04
6A A2 fuselink	73	6SB3	TIA6	AA06	ATIA6	2.04
10A A2 fuselink	73	10SB3	TIA10	AA10	ATIA10	2.04
16A A2 fuselink	73	16SB3	TIA16	AA16	ATIA16	2.04
20A A2 fuselink	73	20SB3	TIA20	AA20	ATIA20	2.26
25A A2 fuselink	73	25SB3	TIA25	AA25	ATIA25	2.41
32A A2 fuselink	73	32SB3	TIA32	AA32	ATIA32	2.41
35A A3 fuselink	73	35SB4	TIS35	-	ATIS35	3.83
40A A3 fuselink	73	40SB4	TIS40	BA040	ATIS40	3.83
50A A3 fuselink	73	50SB4	TIS50	BA050	ATIS50	3.83
63A A3 fuselink	73	63SB4	TIS63	BA063	ATIS63	4.08
80A fuselink	73	80SO	OS80	OSD80	AOS80	4.31
100A fuselink	73	100SO	OS100	OSD100	AOS100	4.76
125A fuselink	73	125SO	OS125	-	AOS125	9.91
160A fuselink	73	160SO	OS160	-	AOS160	10.91
200A fuselink	73	200SO	OS200	-	AOS200	11.42
80A A4 fuselink	94	80SDS	TCP80	CD80	ATCP80	5.83
100A A4 fuselink	94	100SDS	TCP100	CD100	ATCP100	5.83
125A fuselink	94	125SD5	TFP125	DD125	ATFP125	10.00
160A fuselink	94	160SD6	TFP160	DD160	ATFP160	10.91
200A fuselink	94	200SD6	TFP200	DD200	ATFP200	11.41
80A B1 fuselink	111	80SF5	TC80	-	ATC80	5.83
100A B1 fuselink	111	100SF5	TC100	-	ATC100	5.83
125A B2 fuselink	111	125SF5	TF125	-	ATF125	9.94
160A B2 fuselink	111	160SF5	TF160	-	ATF160	10.91
200A B2 fuselink	111	200SF5	TF200	-	ATF200	11.42
250A B3 fuselink	111	250SF7	TKF250	ED250	ATKF250	14.41
315A B3 fuselink	111	315SF7	TKF315	ED315	ATKF315	16.06
355A B4 fuselink	111	355SF8	TMF355	ED355	ATMF355	20.15
400A B4 fuselink	111	400SF8	TMF400	ED400	ATMF400	21.39
450A fuselink	111	450SF9	TMF450	-	ATMF450	31.24
500A fuselink	111	500SF9	TMF500	-	ATMF500	33.47
560A fuselink	111	560SF9	TMF560	-	ATMF560	34.73
630A fuselink	111	630SF9	TMF630	-	ATMF630	36.67
250A fuselink	133	250SG7	TKM250	EFS250	ATKM250	14.41
315A fuselink	133	315SG7	TKM315	EFS315	ATKM315	16.06



# Switching - BS Fuse Range




Description (mm)	Fixing Centres Number	MEM Part Number	GEC Part Number	Bussman Part Number	ABB Part Number	Price £
355A C1 fuselink	133/184	355SH8	TM355	EF355	ATM355	20.15
400A C1 fuselink	133/184	400SH8	TM400	EF400	ATM400	21.39
450A C2 fuselink	133/184	450SH9	TTM450	FF450	ATTM450	31.24
500A C2 fuselink	133/184	500SH9	TTM500	FF500	ATTM500	33.34
560A C2 fuselink	133/184	560SH9	TTM560	FF560	ATTM560	34.73
630A C2 fuselink	133/184	630SH9	TTM630	FF630	ATTM630	36.67
710A C3 fuselink	133/184	710SH10	TLM710	GF710	ATLM710	70.59
800A C3 fuselink	133/184	800SH10	TLM800	GF800	ATLM800	83.02
2A F1 fuselink	60*	2SN2	NS2	N	ANS2	1.28
4A F1 fuselink	60*	4SN2	NS4	N	ANS4	1.28
6A F1 fuselink	60*	6SN2	NS6	N	ANS6	1.28
10A F1 fuselink	60*	10SN2	NS10	N	ANS10	1.28
16A F1 fuselink	60*	16SN2	NS16	N	ANS16	1.28
20A F1 fuselink	60*	20SN2	NS20	N	ANS20	1.54
25A F1 fuselink	60*	25SN2	NS25	N	ANS25	1.82
32A F1 fuselink	60*	32SN2	NS32	N	ANS35	1.82
20A F2 fuselink	68*	20SP	ES20	E	AES20	2.01
25A F2 fuselink	68*	25SP	ES25	E	AES25	2.41
32A F2 fuselink	68*	32SP	ES32	E	AES32	2.41
40A F2 fuselink	68*	40SP	ES40	E	AES40	2.68
50A F2 fuselink	68*	50SP	ES50	E	AES50	3.11
63A F2 fuselink	68*	63SP	ES63	E	AES63	3.53
2A fuselink	111	2SF3	TBC2	AD2	ATBC2	4.39
4A fuselink	111	4SF3	TBC4	AD4	ATBC4	4.39
6A fuselink	111	6SF3	TBC6	A	ATBC6	4.39
10A fuselink	111	10SF3	TBC10	AD10	ATBC10	4.39
16A fuselink	111	16SF3	TBC16	AD16	ATBC16	4.39
20A fuselink	111	20SF3	TBC20	AD20	ATBC20	4.39
25A fuselink	111	25SF3	TBC25	AD25	ATBC25	4.39
32A fuselink	111	32SF3	TBC32	AD32	ATBC32	4.71
40A B1 fuselink	111	40SF3	TBC40	BD40	ATBC40	4.71
50A B1 fuselink	111	50SF3	TBC50	BD50	ATBC50	4.78
63A B1 fuselink	111	63SF3	TBC63	BD63	ATBC63	5.16
32A A2 fuselink	73	32SB3M40	TIA32M40	AAO32M40	ATIA32M40	2.93
32A A2 fuselink	73	32SB3M50	TIA32M50	AAO32M50	ATIA32M50	2.93
32A A2 fuselink	73	32SB3M63	TIA32M63	AAO32M63	ATIA32M63	3.31
63A A3 fuselink	73	63SB4M80	TIS63M80	BAO63M80	ATIS63M80	5.82
63A A3 fuselink	73	63B4M100	TIS63M100	BAO63M100	ATIS63M100	6.07
100A A4 fuselink	94	100SD5M125	TCP100M125	CD100M125	ATCP100M125	9.91
100A A4 fuselink	94	100SD5M160	TCP100M160	CD100M160	ATCP100M160	10.02
100A A4 fuselink	94	100SD5M200	TCP100M200	CD100M160	ATCP100M200	11.34
100A B1 fuselink	111	100SF5M125	TC100M125	C	ATC100M125	9.90
100A B1 fuselink	111	100SF5M160	TC100M160	C	ATC100M160	10.04
100A B1 fuselink	111	100SF5M200	TC100M200	C	ATC100M200	11.34
200A B2 fuselink	111	200SF6M250	TF200M250	DD200M250	ATF200M250	15.67
200A B2 fuselink	111	200SF6M315	TF200M315	DD200M315	ATF200M315	17.31
315A B3 fuselink	111	315SF7M400	TKF315M400	ED315M400	ATKF315M400	22.43
400A B4 fuselink	111	400SF8M500	TMF400M500	ED400M500	ATMF400M500	53.87

3





3



## Auxiliary Contacts

Description	Mounting Position	Suitable Switch	Order Code	Price £
Auxiliary Contact 1 n/o	Right hand side (max 2)	OT16 ... 125	OA1G10	4.98
Auxiliary Contact 1 n/c	Left hand side (max 2)	OT16 ... 125	OA1G01	4.98
Auxiliary Contact 1 n/o	Max 6 contacts per switch	OS20 ... 32	OA1G10 <sup>1)</sup>	4.98
Auxiliary Contact 1 n/c	Max 6 contacts per switch	OS20 ... 32	OA3G01 <sup>1)</sup>	4.98
Auxiliary Contact 1 n/o	Max 8 contacts per switch	OS63	OA1G10	4.98
Auxiliary Contact 1 n/c	Max 8 contacts per switch	OS63	OA3G01	4.98
Auxiliary Contact 1 n/o	Max 11 contacts per switch	OS100...125	OA1G10	4.98
Auxiliary Contact 1 n/c	Max 11 contacts per switch	OS100...125	OA3G01	4.98
Auxiliary Contact 1 n/o		OT160	OBEA10 <sup>2)</sup>	4.98
Auxiliary Contact 1 n/c		OT160	OBEA01 <sup>2)</sup>	4.98
Auxiliary Contact 1n/o+1n/c	Max 8 left side	OT20 ... 125	OA2G11 <sup>3)</sup>	6.81
Auxiliary Contact 1 n/o	Max 4 under mech. cover	OT200 ... 400	OA1G10	4.98
Auxiliary Contact 1 n/c	Max 4 under mech. cover	OT200 ... 400	OA3G10	4.98
Auxiliary Contact 1 n/c	Max 4 under mech. cover	OS200 ... 630	OA1G01	4.98
Auxiliary Contact 1 c/o	Max 2	OS20 ... 32	OA4B1C	7.66
Mounting Frame		OS20 .. 32	OSZ4	3.18
Mounting Frame		OT160	OEZNP1	8.38
Mounting Frame	Max 8	OT/OS200>	OEA28	8.38

- 1) Mounting frame required (OSZ4)
- 2) Mounting frame required (OEZNP1)
- 3) Fitted with (OEA28)

## Spreader Boxes

- IP65 rated
- Spreader boxes can be provided to facilitate the glanding off of larger or multi cable applications.
- When terminating a cable remove the gland plate from the switch enclosure and mount onto the spreader box.
- The spreader box is then mounted on to the switch enclosure where the gland plate has been removed by the set screws provided.

Suitable for Loadbreak and Switchfuse	H	W	D	Order Code	Price £
OT20, OT32, OT63, OS20, OS32	160	160	120	SB1G	58.13
OT100, OT125, OT160, OT200 OT315, OT400, OS63, OS100, OS125, OS160	260	260	215	SB2G	72.67
OT630, OT800, OS200, OS315, OS400	400	400	165	SB3G	101.73
OS630	500	500	155	SB4G	118.70

Suitable for Changeover and MCCB	H	W	D	Order Code	Price £
OT20_C, OT32_C, OT63_C, OT125_C	160	160	120	SB1G	58.13
MCCB32, MCCB63, MCCB100, MCCB125, MCCB160, MCCB250	260	260	215	SB2G	72.67
OT200_C, OT315_C, OT400_C, OT630_C OT800_C, MCCB400, MCCB630	500	500	155	SB4G	118.70





### Enclosed Cam switches

- For use where multi-pole switching is required
- Neutral and earth terminal, 6mm<sup>2</sup> included

#### ON-OFF Switches IP65

No of Poles	Function	Dimensions			Order Code	Price £
		H	W	D		
2 pole	O - I	96	96	70	ONA2EPB	14.27
3 pole	O - I	96	96	70	ONA3EPB	15.80
4 pole	O - I	96	96	70	ONA4EPB	17.34
5 pole	O - I	96	96	85	ONA5EPB	23.71
6 pole	O - I	96	96	85	ONA6EPB	25.41
8 pole	O - I	96	96	108	ONA8EPB	38.47
9 pole	O - I	96	96	138	ONA9EPB	40.87

#### ON-OFF Switches, Padlockable Handle IP65

No of Poles	Function	Dimensions			Order Code	Price £
		H	W	D		
2 pole	O - I	96	96	70	ONA2EZB	17.71
3 pole	O - I	96	96	70	ONA3EZB	19.24
4 pole	O - I	96	96	70	ONA4EZB	20.77
5 pole	O - I	96	96	85	ONA5EZB	23.71
6 pole	O - I	96	96	85	ONA6EZB	25.41
8 pole	O - I	96	96	108	ONA8EZB	38.47
9 pole	O - I	96	96	138	ONA9EZB	40.87

#### ON-OFF Switches, Key Operated IP54

No of Poles	Function	Dimensions			Order Code	Price £
		H	W	D		
3 pole	O - I	96	96	100	ONA2EKB	24.21

#### Change-over Switches IP65

No of Poles	Function	Dimensions			Order Code	Price £
		H	W	D		
1 pole	1 - O - 2	96	96	100	ONU1EPB	13.73

#### Reversing Switches IP65

No of Poles	Function	Dimensions			Order Code	Price £
		H	W	D		
3 pole	1 - O - 2	96	96	100	ONW3EPB	26.62

#### Star Delta Switches IP65

(A)	Function	Dimensions			Order Code	Price £
		H	W	D		
25	O - Y - Δ	305	215	185	ONSDEPB	35.05
40	O - Y - Δ	305	215	185	OL40SDEPB	43.62

#### Empty Enclosure IP65

	Dimensions			Order Code	Price £
	H	W	D		
Complete with knockouts	96	96	108	OTC4-M25	7.83

### Ammeter - Voltmeter Switches

- Black handle and frontplate with standard text are included.

#### Ammeter Switches

For 3 current transformer circuit, with 0 - position

Miniature Door Mounted	No of Stages	Thermal [A]	Order Code	Price £
Single Pole	3	10	OMAU31PB	15.53

Normal Door Mounted	No of Stages	Thermal [A]	Order Code	Price £
Single Pole	3	25	ONAU31PB	16.76
2 Pole or Direct Measurement in 3 Phases	5	25	ONAU32PB	22.47

Modular DIN Rail Mounted	No of Stages	Thermal [A]	Order Code	Price £
Single Pole	4	25	ONAU31M	18.72

#### Voltmeter Switches

4 positions, 3 phase - 3 wire, with 0 - position

Miniature Door Mounted	No of Stages	Thermal [A]	Order Code	Price £
O, L1-L2, L2-L3, L3-L1	2	10	OMV3PB	12.39

Normal Door Mounted	No of Stages	Thermal [A]	Order Code	Price £
O, L1-L2, L2-L3, L3-L1	2	25	ONV3PB	13.22

Modular DIN Rail Mounted	No of Stages	Thermal [A]	Order Code	Price £
O, L1-L2, L2-L3, L3-L1	2	25	ONV3M	14.77

3 positions, 3 phase - 3 wire, with 0 - position

Miniature Door Mounted	No of Stages	Thermal [A]	Order Code	Price £
L1-L2, L2-L3, L3-L1	2	10	OMVN3PB	12.39

Normal Door Mounted	No of Stages	Thermal [A]	Order Code	Price £
L1-L2, L2-L3, L3-L1	2	25	ONVN3PB	16.76

Modular DIN Rail Mounted	No of Stages	Thermal [A]	Order Code	Price £
L1-L2, L2-L3, L3-L1	2	25	ONVN3M	17.50

7 positions, 3 phase to phase, 3 phase to neutral, with 0 - position

Miniature Door Mounted	No of Stages	Thermal [A]	Order Code	Price £
L1-L3, L2-L3, L1-L2 L1-N, L2-N, L3-N	3	10	OMVN3PB	12.39

Normal Door Mounted	No of Stages	Thermal [A]	Order Code	Price £
L1-L3, L2-L3, L1-L2 L1-N, L2-N, L3-N	3	25	OMVN30PB	15.72

Modular DIN Rail Mounted	No of Stages	Thermal [A]	Order Code	Price £
L1-L3, L2-L3, L1-L2 L1-N, L2-N, L3-N	3	25	OMVN30M	15.69

