



### E 9F PV cylindrical fuses for photovoltaic plants

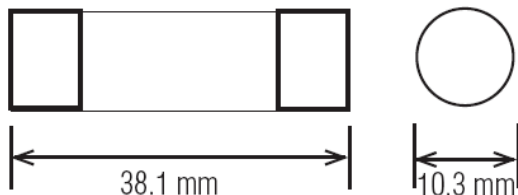
The new cylindrical fuses range E 9F PV is meant to protect against overcurrents in photovoltaic plants up to 1000 V in direct current.

Thanks to the wide sizes range, (from 1A up to 30A), and to the high nominal voltage: 1000V D.C. E 9F PV it's the best way to protect strings, inverters and OVR surge protections.

Rated Current In	Description		Weight kg	Packaging
	Type	ABB Code		
1 A	E 9F1 PV	2CSM213455R1801	0,007	10
2 A	E 9F2 PV	2CSM213465R1801	0,007	10
3 A	E 9F3 PV	2CSM213475R1801	0,007	10
4 A	E 9F4 PV	2CSM213485R1801	0,007	10
5 A	E 9F5 PV	2CSM213495R1801	0,007	10
6 A	E 9F6 PV	2CSM213505R1801	0,007	10
7 A	E 9F7 PV	2CSM213515R1801	0,007	10
8 A	E 9F8 PV	2CSM213525R1801	0,007	10
10 A	E 9F10 PV	2CSM213535R1801	0,007	10
12 A	E 9F12 PV	2CSM213545R1801	0,007	10
15 A	E 9F15 PV	2CSM213555R1801	0,007	10
20 A	E 9F20 PV	2CSM213565R1801	0,007	10
25 A	E 9F25 PV	2CSM213575R1801	0,007	10
30 A	E 9F30 PV	2CSM213585R1801	0,007	10

5

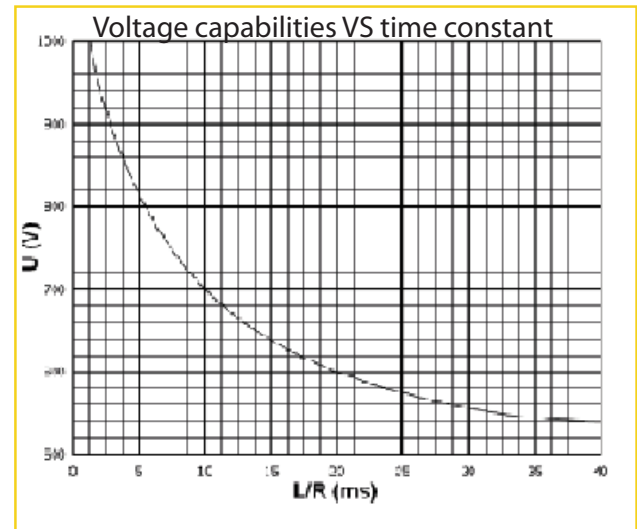
#### Overall Dimensions



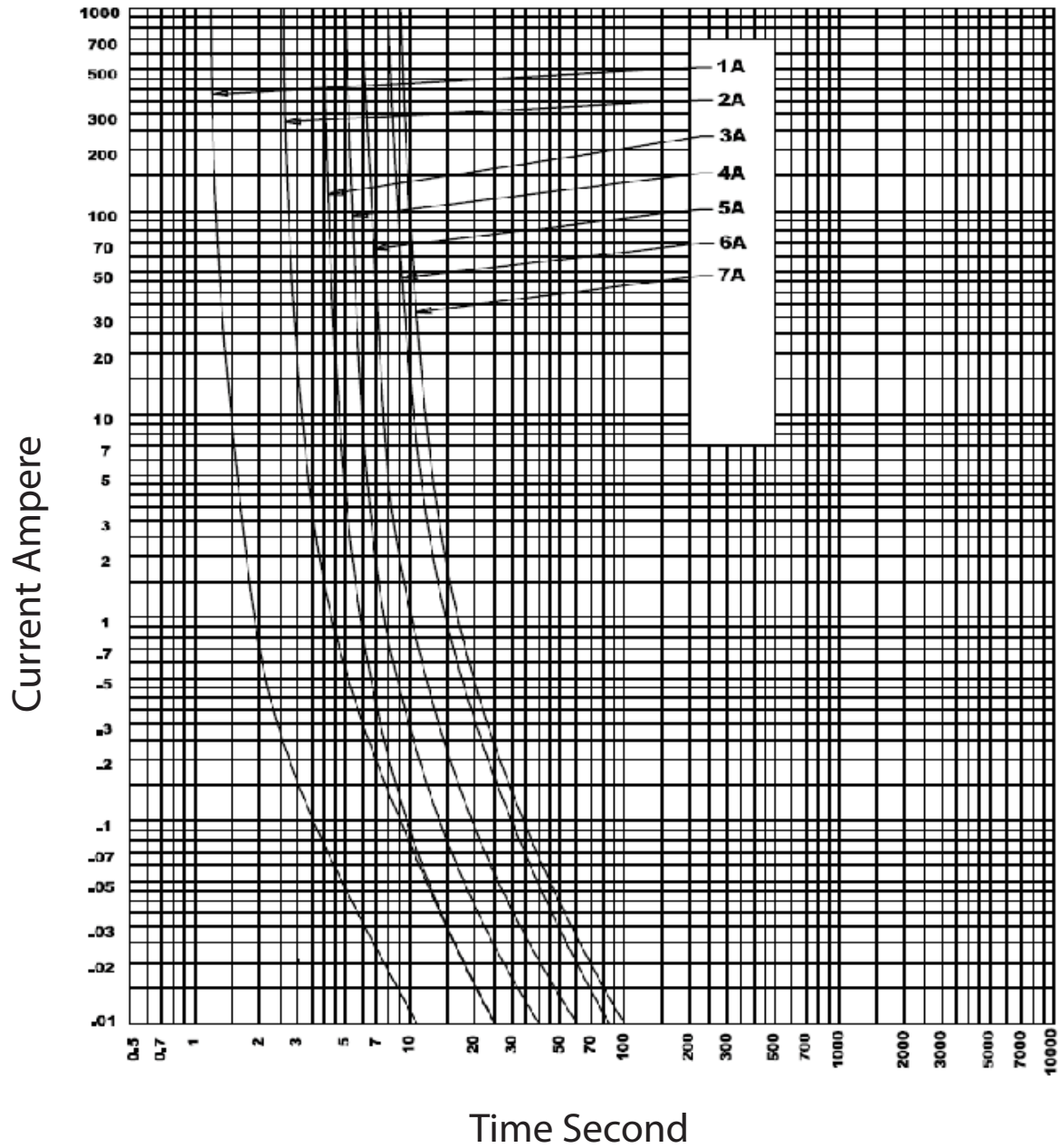
#### Technical Features

Rated Voltage	[V]	1.000 c.c.
Rated Current	[A]	1...30
Breaking Capacity	[kA]	50
Minimum Breaking Capacity		From 1A up to 7A = 1.3 x In From 8A up to 30A = 2.0 x In
Overall Dimensions	[mm]	10,3x38
Weight	[g]	7

Type	Curve I <sup>2</sup> t (A <sup>2</sup> s)	Power consumption [W]
E 9F1 PV	-	0.32
E 9F2 PV	-	0.43
E 9F3 PV	-	1.04
E 9F4 PV	-	1.03
E 9F5 PV	-	1.04
E 9F6 PV	-	1.05
E 9F7 PV	-	1.05
E 9F8 PV	83	1.01
E 9F10 PV	127	-
E 9F12 PV	215	-
E 9F15 PV	495	-
E 9F20 PV	755	-
E 9F25 PV	970	-
E 9F30 PV	1650	-



# Melting Time



### Melting Time

