



ON Semiconductor®

ON Semiconductor
DATA SHEET**EC3A04B** — N-Channel Junction Silicon FET
**Low-Frequency General-Purpose Amplifier,
Impedance Converter Applications****Applications**

- Low-frequency general-purpose amplifier, impedance conversion, infrared sensor applications.

Features

- Small I_{GSS} .
- Small C_{iss} .
- Ultraminiature package facilitates miniaturization in end products.
- Halogen free compliance (UL94HB).

Specifications**Absolute Maximum Ratings** at $T_a=25^\circ\text{C}$

Parameter	Symbol	Conditions	Ratings	Unit
Drain-to-Source Voltage	V_{DSX}		30	V
Gate-to-Drain Voltage	V_{GDS}		-30	V
Gate Current	I_G		10	mA
Drain Current	I_D		10	mA
Allowable Power Dissipation	P_D		100	mW
Junction Temperature	T_j		150	$^\circ\text{C}$
Storage Temperature	T_{stg}		-55 to +150	$^\circ\text{C}$

Electrical Characteristics at $T_a=25^\circ\text{C}$

Parameter	Symbol	Conditions	Ratings			Unit
			min	typ	max	
Gate-to-Drain Breakdown Voltage	$V_{(BR)GDS}$	$I_G=-10\mu\text{A}$, $V_{DS}=0\text{V}$	-30			V
Gate-to-Source Leakage Current	I_{GSS}	$V_{GS}=-20\text{V}$, $V_{DS}=0\text{V}$			-1.0	nA
Cutoff Voltage	$V_{GS(off)}$	$V_{DS}=10\text{V}$, $I_D=1\mu\text{A}$	-0.18	-0.65	-2.2	V

Marking : KC

Continued on next page.

EC3A04B

Continued from preceding page.

Parameter	Symbol	Conditions	Ratings			Unit
			min	typ	max	
Drain Current	I_{DSS}	$V_{DS}=10V, V_{GS}=0V$	0.6*		3.0*	mA
Forward Transfer Admittance	$ y_{fs} $	$V_{DS}=10V, V_{GS}=0V, f=1kHz$	3.0	5.0		mS
Input Capacitance	C_{iss}	$V_{DS}=10V, V_{GS}=0V, f=1MHz$		4		pF
Reverse Transfer Capacitance	C_{rss}	$V_{DS}=10V, V_{GS}=0V, f=1MHz$		1.1		pF
Static Drain-to-Source On-State Resistance	$R_{DS(on)}$	$V_{DS}=10mV, V_{GS}=0V$		200		Ω

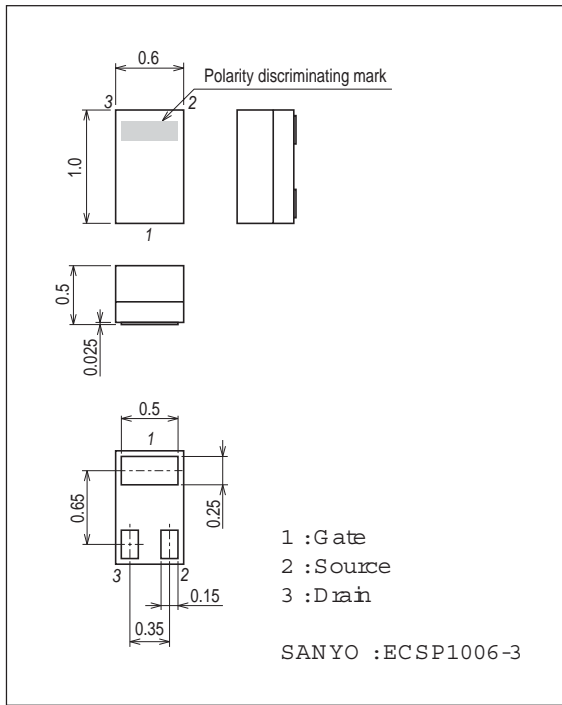
* : The EC3A04B is classified by I_{DSS} as follows : (unit : mA).

Rank	2	3
I_{DSS}	0.6 to 1.5	1.2 to 3.0

Package Dimensions

unit : mm (typ)

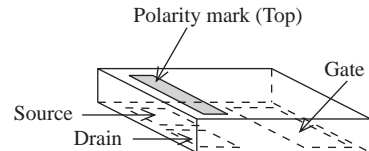
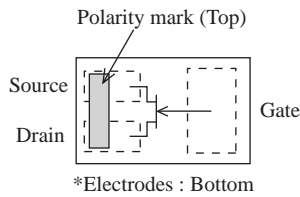
7039A-004

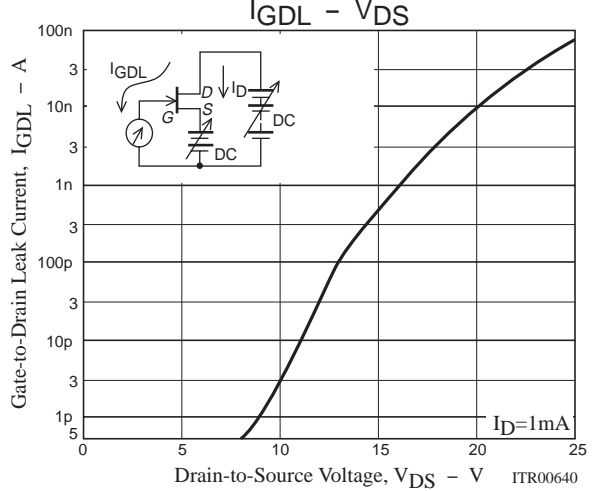
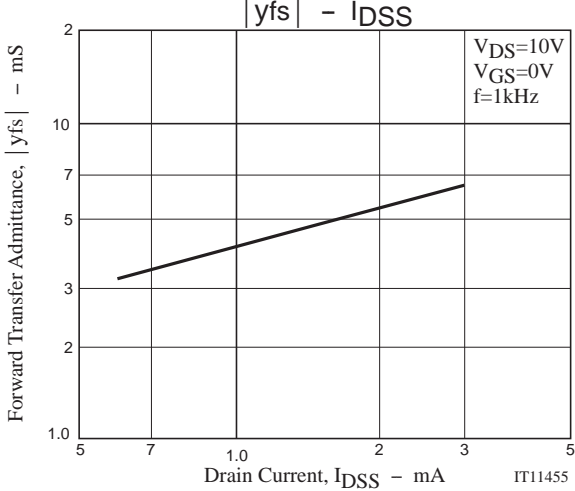
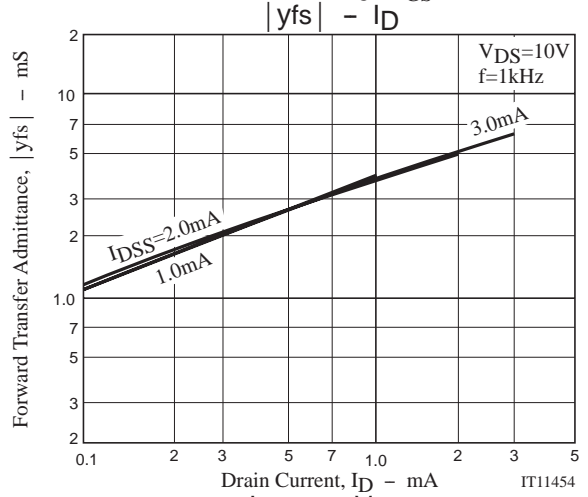
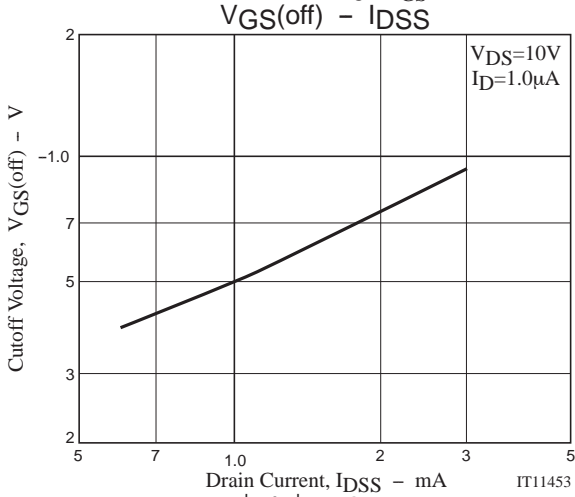
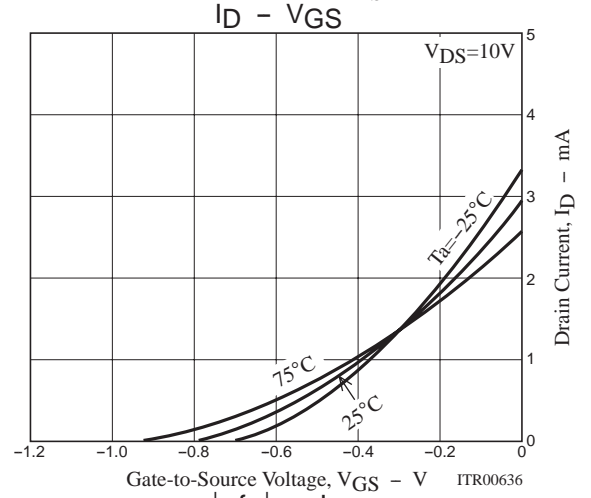
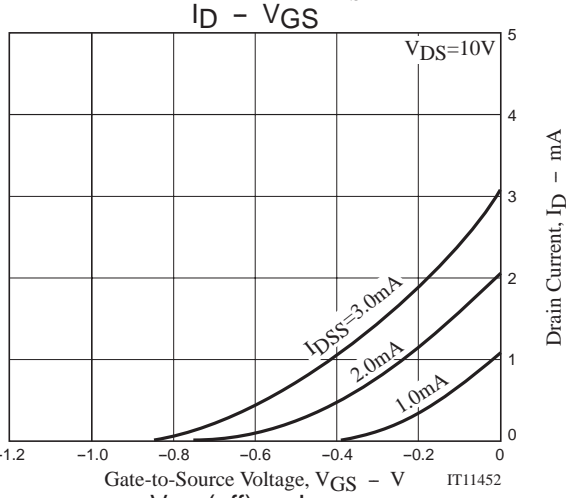
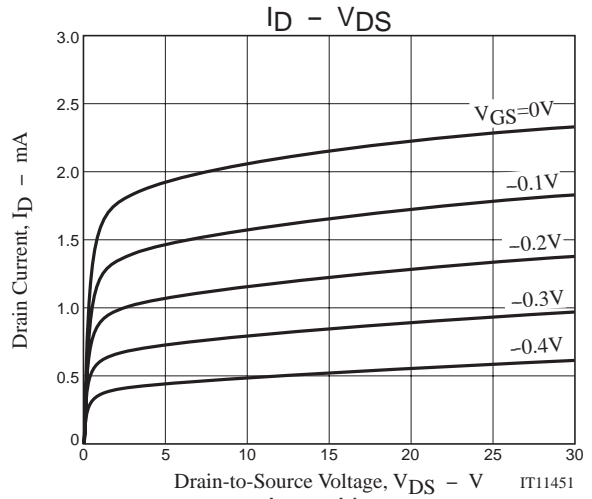
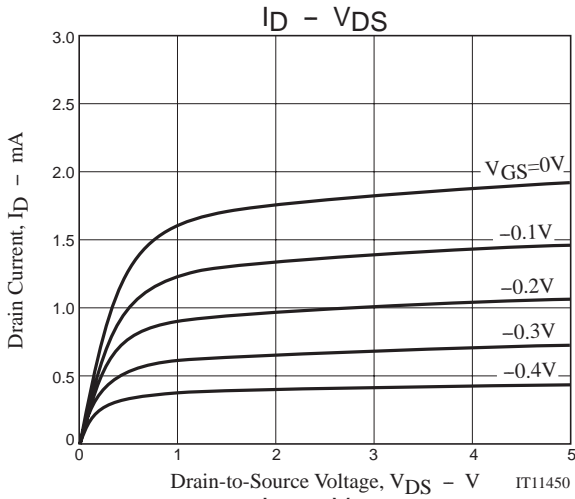


Type No. Indication (Top view)

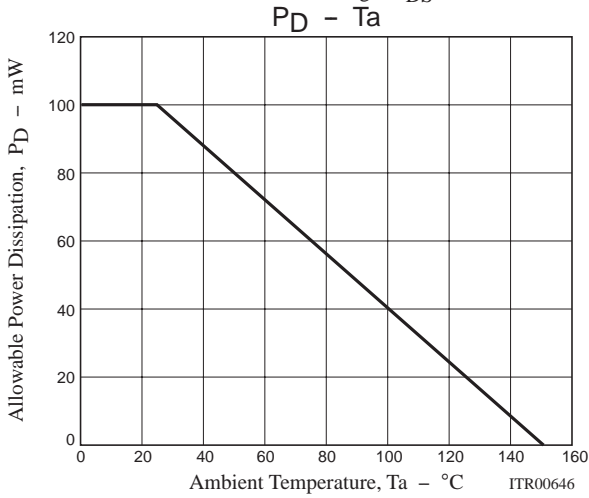
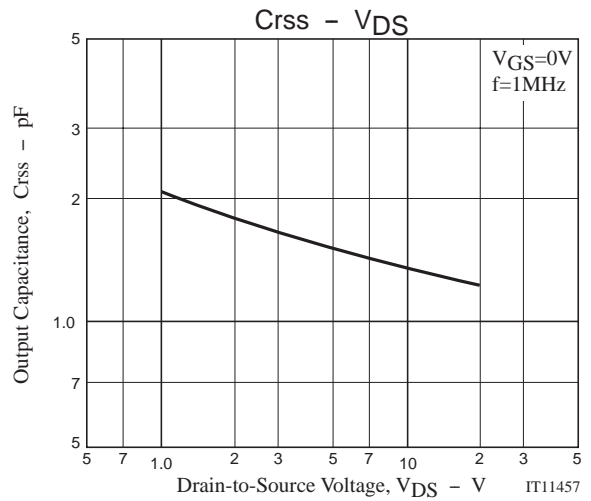
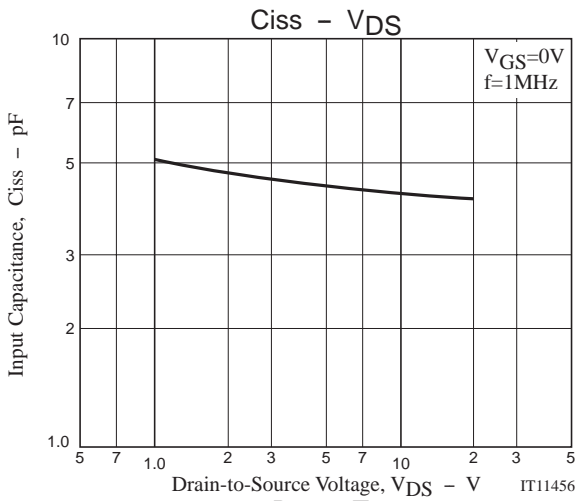


Electrical Connection (Top view)





EC3A04B



ON Semiconductor and the ON logo are registered trademarks of Semiconductor Components Industries, LLC (SCILLC). SCILLC reserves the right to make changes without further notice to any products herein. SCILLC makes no warranty, representation or guarantee regarding the suitability of its products for any particular purpose, nor does SCILLC assume any liability arising out of the application or use of any product or circuit, and specifically disclaims any and all liability, including without limitation special, consequential or incidental damages. SCILLC strives to supply high-quality high-reliability products and recommends adopting safety measures when designing equipment to avoid accidents or malfunctions. Such measures include but are not limited to protective circuits and error prevention circuits for safe design, redundant design, and structural design. "Typical" parameters which may be provided in SCILLC data sheets and/or specifications can and do vary in different applications and actual performance may vary over time. All operating parameters, including "Typicals," must be validated for each customer application by customer's technical experts. SCILLC shall not be held liable for any claim or suits with regard to a third party's intellectual property rights which has resulted from the use of the technical information and products mentioned above. SCILLC does not convey any license under its patent rights nor the rights of others. SCILLC products are not designed, intended, or authorized for use as components in systems intended for surgical implant into the body, or other applications intended to support or sustain life, or for any other application in which the failure of the SCILLC product could create a situation where personal injury or death may occur. Should Buyer purchase or use SCILLC products for any such unintended or unauthorized application, Buyer shall indemnify and hold SCILLC and its officers, employees, subsidiaries, affiliates, and distributors harmless against all claims, costs, damages, and expenses, and reasonable attorney fees arising out of, directly or indirectly, any claim of personal injury or death associated with such unintended or unauthorized use, even if such claim alleges that SCILLC was negligent regarding the design or manufacture of the part. SCILLC is an Equal Opportunity/Affirmative Action Employer. This literature is subject to all applicable copyright laws and is not for resale in any manner.

PUBLICATION ORDERING INFORMATION

LITERATURE FULFILLMENT:

Literature Distribution Center for ON Semiconductor
 P.O. Box 5163, Denver, Colorado 80217 USA
Phone: 303-675-2175 or 800-344-3860 Toll Free USA/Canada
Fax: 303-675-2176 or 800-344-3867 Toll Free USA/Canada
Email: orderlit@onsemi.com

N. American Technical Support: 800-282-9855 Toll Free
 USA/Canada.

Europe, Middle East and Africa Technical Support:
 Phone: 421 33 790 2910

Japan Customer Focus Center
 Phone: 81-3-5773-3850

ON Semiconductor Website: www.onsemi.com

Order Literature: <http://www.onsemi.com/orderlit>

For additional information, please contact your local Sales Representative