

**Non-Magnetic Crimp Plugs, Series 109, Standard Density Connectors (NASA Qualified)**

**Connector Material and Finish:**

**Shell** — Brass, gold plated

**Insert** — Approved material per MIL-DTL-24308

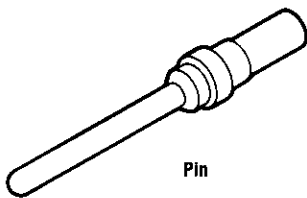
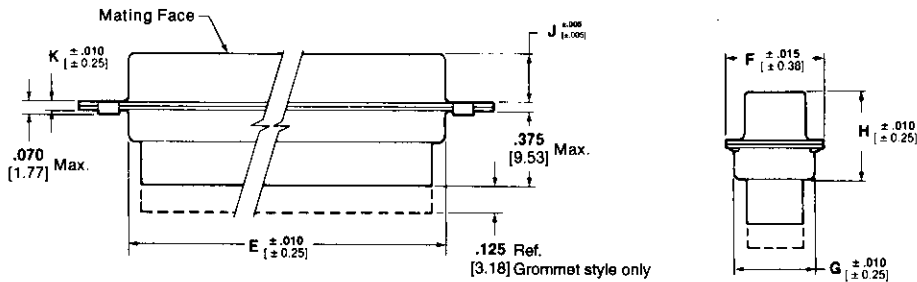
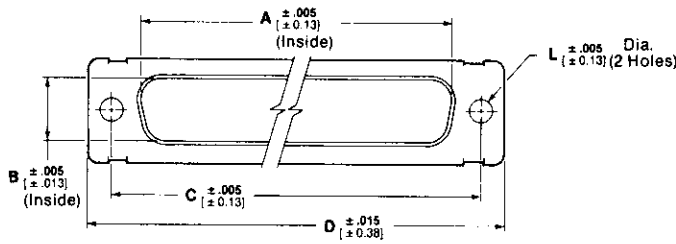
**Retention Clips** — Copper alloy

**Related Product Data:**

**Cavity Identification** — page 5101

**Mounting, Mating Specifications** — page 5143

**Accessories** — pages 5148-5150



Pin

Pin Contact

Wire Size Range	AMP Part No. / NASA No.
26-28 0.15-0.08	206794-2
20-24 0.6-0.2	205089-4 G-10-P1

Strip length .140 [3.56]

Max. insulation diameter .072 [1.83]

Hand tool M22520/2-01 or AMP Part Number 601966-1

Positioner M22520/2-08 or AMP Part Number 601966-5

**Contact Material and Finish:**

Copper alloy plated gold

.000050-.000100 [0.00127-0.00254]

thick over .000100-.000150

[0.00254-0.00381] copper underplate

**Non-Magnetic Plugs per NASA Specification**

No. of Contact Pos. (Shell Size)	Dimensions												NASA No.	AMP Part No.
	A	B	C	D	E	F	G	H	J	K	L			
9 (1)	.666	.329	.984	1.213	.759	.494	.422	.422	.235	.030	.154	311P409-1P-B-15	207252-1	
	16.92	8.36	24.99	30.81	19.28	12.55	10.72	10.72	5.97	0.76	3.91			
15 (2)	.994	.329	1.312	1.541	1.083	.494	.422	.422	.235	.030	.154	311P409-2P-B-15	206798-1	
	25.25	8.36	33.32	39.14	27.51	12.55	10.72	10.72	5.97	0.76	3.91			
25 (3)	1.534	.329	1.852	2.088	1.625	.494	.422	.426	.230	.039	.154	311P409-3P-B-15	206800-1	
	38.96	8.36	47.04	53.04	41.3	12.55	10.72	10.82	5.84	0.99	3.91			
37 (4)	2.182	.329	2.500	2.729	2.272	.494	.422	.426	.230	.039	.154	311P409-4P-B-15	206802-1	
	55.42	8.36	63.5	69.32	57.71	12.55	10.72	10.82	5.84	0.99	3.91			
50 (5)	2.079	.441	2.406	2.635	2.178	.605	.534	.426	.230	.039	.154	311P409-5P-B-15	206804-1	
	52.81	11.20	61.11	66.93	55.32	15.37	13.56	10.82	5.84	0.99	3.91			
											.120			
											3.05			

**Non-Magnetic Plugs With Silicone Rubber Rear Grommet<sup>1</sup>**

No. of Contact Pos. (Shell Size)	Dimensions												AMP Part No.
	A	B	C	D	E	F	G	H	J	K	L		
9 (1)	.666	.329	.984	1.213	.759	.494	.422	.422	.235	.030	.120	211638-4	
15 (2)	16.92	8.36	24.99	30.81	19.28	12.55	10.72	10.72	5.97	0.76	3.05		
25 (3)	.994	.329	1.312	1.541	1.083	.494	.422	.422	.235	.030	.120	211639-4	
25 (3)	25.25	8.36	33.32	39.14	27.51	12.55	10.72	10.72	5.97	0.76	3.05		
37 (4)	1.534	.329	1.852	2.088	1.625	.494	.422	.426	.230	.039	.120	211640-4	
37 (4)	38.96	8.36	47.04	53.04	41.3	12.55	10.72	10.82	5.84	0.99	3.05		
50 (5)	2.182	.329	2.500	2.729	2.272	.494	.422	.426	.230	.039	.120	211641-4	
50 (5)	55.42	8.36	63.5	69.32	57.71	12.55	10.72	10.82	5.84	0.99	3.05		
50 (5)	2.079	.441	2.406	2.635	2.178	.605	.534	.426	.230	.039	.120	211642-4	
50 (5)	52.81	11.20	61.11	66.93	55.32	15.37	13.56	10.82	5.84	0.99	3.05		

<sup>1</sup> Grommet provided for cable strain relief.

Pin and Socket Connectors



Pin and Socket Insertion/Extraction Tool

AMP Part Number 91067-2 or

MIL Number M81969/1-02

Insertion tip, for replacement Part Number 126195-3

Extraction tip, for replacement Part Number 126195-4