


1HL Detector Switches

Type: **ESE18**



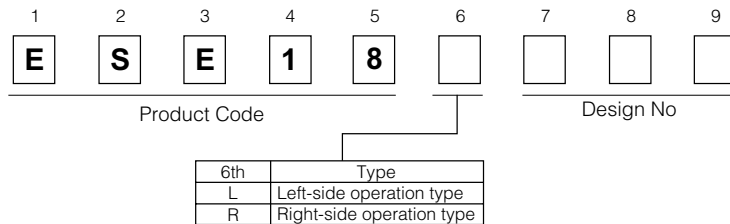
■ Features

- Thin body: 1.2 mm
- Circuit type: Normally-open and normally-closed types are available.
- Travel: Standard stroke type: 1.5 mm
Long stroke type: 2.15 mm
- Surface mounted type: Packed with embossed tape. Supports reflow soldering.

■ Recommended Applications

- Detection of media in portable electronic equipment (Mobile phones/CD-ROM/DVD players, Digital still cameras)

■ Explanation of Part Numbers



■ Specifications

Rating	50 μ A 3 Vdc to 10 mA 5 Vdc (Resistive load)		
Contact Resistance	500 m Ω max.		
Insulation Resistance	100 M Ω min. (100 Vdc)		
Dielectric Withstanding Voltage	100 Vac for 1 minute		
Operating Force	300 mN max.		
Mounting Height	1.2 mm		
Poles and Throws	1-pole 1-throw		
Full Travel (Pushing distance)	<table style="width: 100%; border: none;"> <tr> <td style="width: 50%; border: none;"> · Standard stroke type With boss : 1.4 mm (1.5 mm) Without boss : 2.1 mm (1.5 mm) </td> <td style="width: 50%; border: none;"> · Long stroke type With boss : 1.4 mm (2.15 mm) Without boss : 2.1 mm (2.15 mm) </td> </tr> </table>	· Standard stroke type With boss : 1.4 mm (1.5 mm) Without boss : 2.1 mm (1.5 mm)	· Long stroke type With boss : 1.4 mm (2.15 mm) Without boss : 2.1 mm (2.15 mm)
· Standard stroke type With boss : 1.4 mm (1.5 mm) Without boss : 2.1 mm (1.5 mm)	· Long stroke type With boss : 1.4 mm (2.15 mm) Without boss : 2.1 mm (2.15 mm)		
Operating Life	50000 cycles min.		
Temperature Range	-10 °C to +60 °C		
Heat Resistance	+70 °C for 96 hours		
Low Temperature Resistance	-25 °C for 96 hours		
Humidity Resistance	+40 °C 90 % to 95 % RH for 96 hours		
Minimum Quantity/Packing Unit	5000 pcs. Embossed Taping (Reel Pack)		
Quantity/Carton	30000 pcs.		

Design and specifications are each subject to change without notice. Ask factory for the current technical specifications before purchase and/or use. Should a safety concern arise regarding this product, please be sure to contact us immediately.

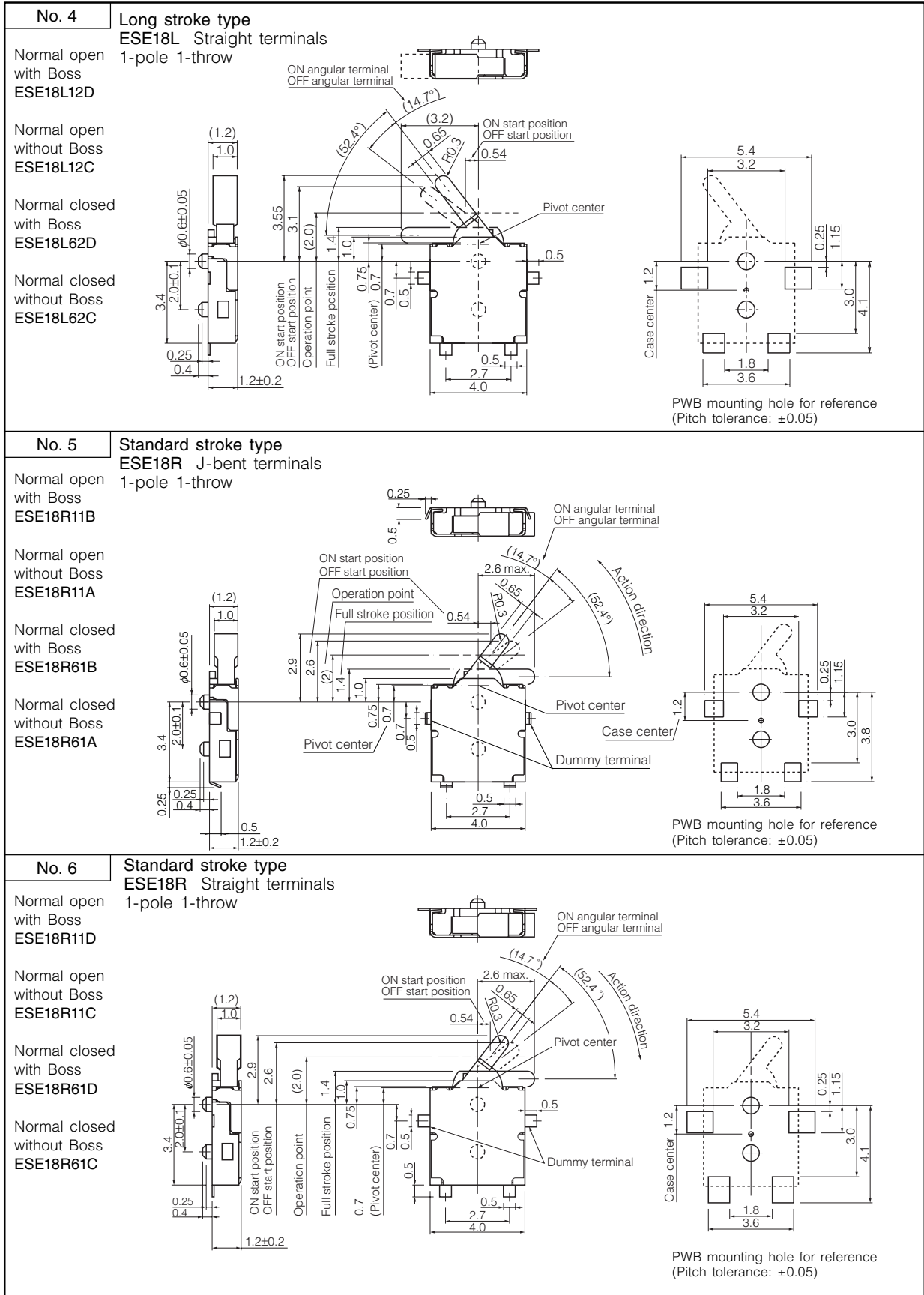
Jan. 2008

■ Dimensions in mm (not to scale)

<p>No. 1</p> <p>Standard stroke type ESE18L J-bent terminals 1-pole 1-throw</p> <p>Normal open with Boss ESE18L11B</p> <p>Normal open without Boss ESE18L11A</p> <p>Normal closed with Boss ESE18L61B</p> <p>Normal closed without Boss ESE18L61A</p>		
<p>No. 2</p> <p>Standard stroke type ESE18L Straight terminals 1-pole 1-throw</p> <p>Normal open with Boss ESE18L11D</p> <p>Normal open without Boss ESE18L11C</p> <p>Normal closed with Boss ESE18L61D</p> <p>Normal closed without Boss ESE18L61C</p>		
<p>No. 3</p> <p>Long stroke type ESE18L J-bent terminals 1-pole 1-throw</p> <p>Normal open with Boss ESE18L12B</p> <p>Normal open without Boss ESE18L12A</p> <p>Normal closed with Boss ESE18L62B</p> <p>Normal closed without Boss ESE18L62A</p>		

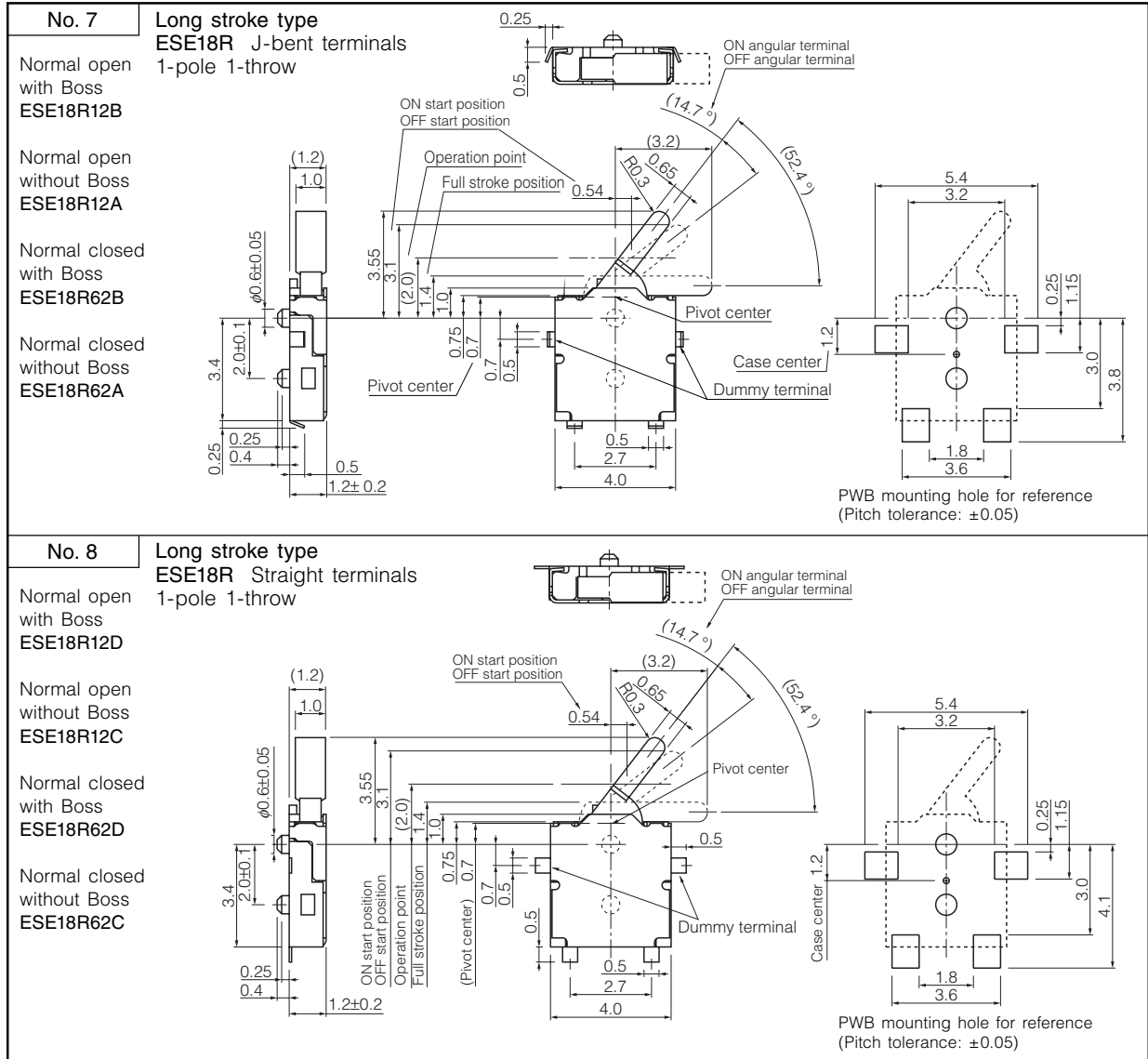
Design and specifications are each subject to change without notice. Ask factory for the current technical specifications before purchase and/or use. Should a safety concern arise regarding this product, please be sure to contact us immediately.

■ Dimensions in mm (not to scale)

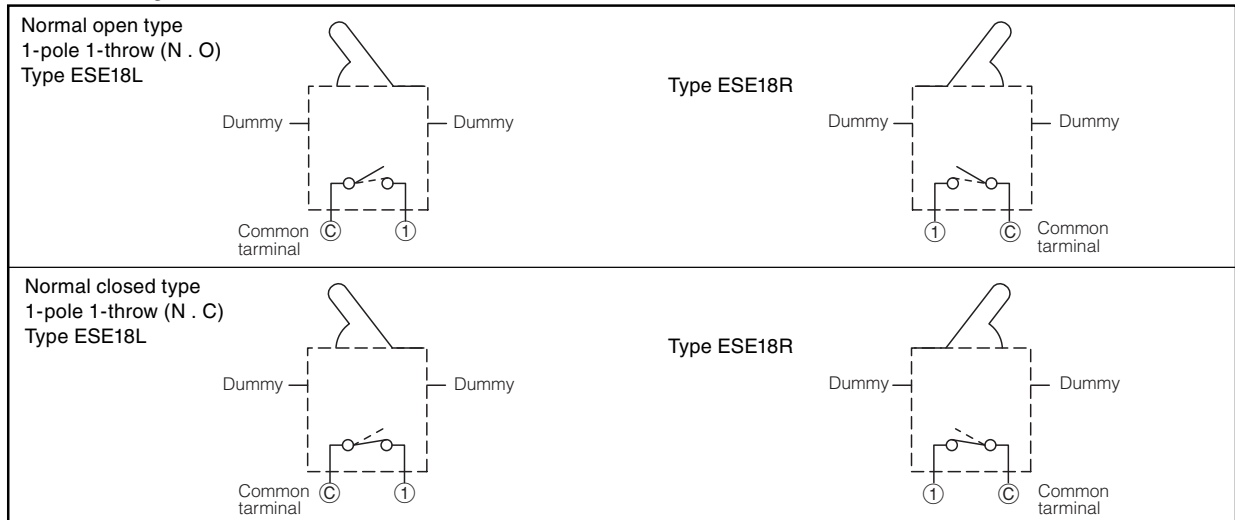


Design and specifications are each subject to change without notice. Ask factory for the current technical specifications before purchase and/or use. Should a safety concern arise regarding this product, please be sure to contact us immediately.

■ Dimensions in mm (not to scale)



■ Circuit Diagram



Design and specifications are each subject to change without notice. Ask factory for the current technical specifications before purchase and/or use. Should a safety concern arise regarding this product, please be sure to contact us immediately.

■ Packaging Specifications
Standard Reel Dimensions in mm (not to scale)

