


PTSM 0,5/ 4-2,5-H SMD R24

Order No.: 1702474




<http://eshop.phoenixcontact.de/phoenix/treeViewClick.do?UID=1702474>

PC terminal block, Nominal current: 6 A, Nom. voltage: 160 V, Pitch: 2.5 mm, Number of positions: 4, Connection method: Spring-cage conn., Mounting: SMD/THT/THR, Conductor/PCB connection direction: 0 °, Color: black

Commercial data	
GTIN (EAN)	4  046356 592314
sales group	E411
Pack	770 pcs.
Customs tariff	85369010
Catalog page information	Page 53 (CC-2011)

Product notes

WEEE/RoHS-compliant since: 06/17/2010



<http://www.download.phoenixcontact.com>
 Please note that the data given here has been taken from the online catalog. For comprehensive information and data, please refer to the user documentation. The General Terms and Conditions of Use apply to Internet downloads.

Technical data	
Dimensions / positions	
Length	9 mm
Pitch	2.5 mm
Dimension a	7.5 mm

Number of positions	4
Pin spacing	2.5 mm

Technical data

Range of articles	PTSM 0,5/..-H-SMD
Insulating material group	IIIa
Rated surge voltage (III/3)	2.5 kV
Rated surge voltage (III/2)	2.5 kV
Rated surge voltage (II/2)	2.5 kV
Rated voltage (III/3)	32 V
Rated voltage (III/2)	160 V
Rated voltage (II/2)	160 V
Connection in acc. with standard	EN-VDE
Nominal current I_N	6 A
Nominal cross section	0.5 mm ²
Maximum load current	6 A
Insulating material	LCP
Inflammability class acc. to UL 94	V0
Stripping length	6 mm

Connection data

Conductor cross section solid min.	0.14 mm ²
Conductor cross section solid max.	0.5 mm ²
Conductor cross section stranded min.	0.2 mm ²
Conductor cross section stranded max.	0.5 mm ²
Conductor cross section stranded, with ferrule without plastic sleeve min.	0.25 mm ²
Conductor cross section stranded, with ferrule without plastic sleeve max.	0.5 mm ²
Conductor cross section AWG/kcmil min.	24
Conductor cross section AWG/kcmil max	20

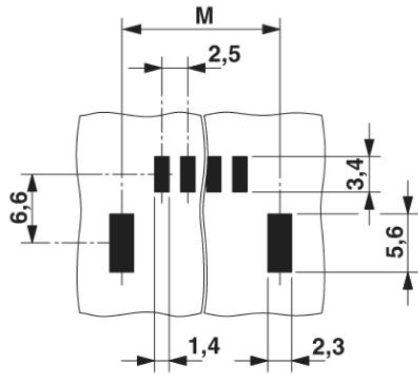
Accessories

Item	Designation	Description
Tools		
1205202	SZS 0,4X2,0	Micro screwdriver, bladed, size: 0.4 x 2.0 x 60 mm, 2-component grip, with non-slip grip and twist cap

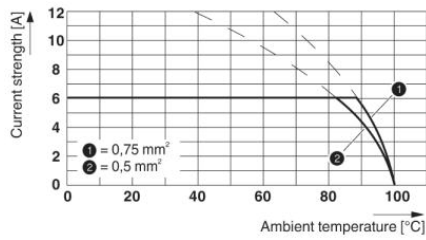
Diagrams/Drawings

Drilling plan/solder pad geometry

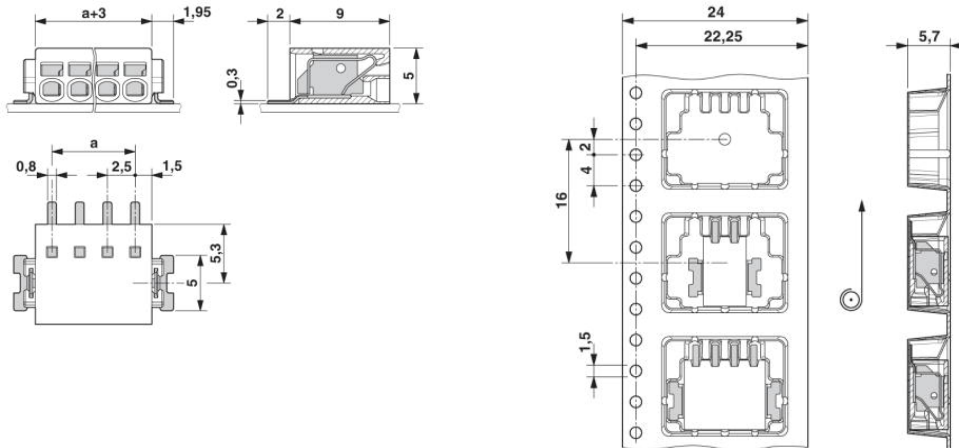
Dimension M: 12.7 mm



Diagram



Dimensioned drawing



Address

PHOENIX CONTACT Inc., USA
586 Fulling Mill Road
Middletown, PA 17057, USA
Phone (800) 888-7388
Fax (717) 944-1625
<http://www.phoenixcon.com>



© 2011 Phoenix Contact
Technical modifications reserved;