

# DF Series Power Rocker Switches



## Features/Benefits

- Power switching up to 16 AMPS
- Sub-panel and Front-panel mounting
- PC and quick connect terminals
- Multi-position and multi-pole function
- Available in UL94V-0 grade materials
- RoHS compliant

## Typical Applications

- Computers
- Power supplies
- Appliances
- Fitness equipment
- Off-road vehicles



## Specifications

CONTACT RATING: 16 AMPS @ 125, 250 V AC; 1/4 HP @ 125 V AC; 1/2 HP @ 250 V AC; 6 AMPS @ 48 V DC (UL/CSA); 16 (2) AMPS @ 250 V AC, T100 (VDE).  
DF52 & DF62: 6 AMPS @ 48 V DC (VDE).

ELECTRICAL LIFE: 10,000 make-and-break cycles at full load.

INSULATION RESISTANCE:  $10^9 \Omega$  min.

DIELECTRIC STRENGTH: 1,000 Vrms min. @ sea level.

OPERATING TEMPERATURE: -20°C to +85°C

## Materials

HOUSING & ACTUATOR: 6/6 nylon (UL 94V-2), black, finish: matte.

CONTACTS: Fine silver, silver plated.

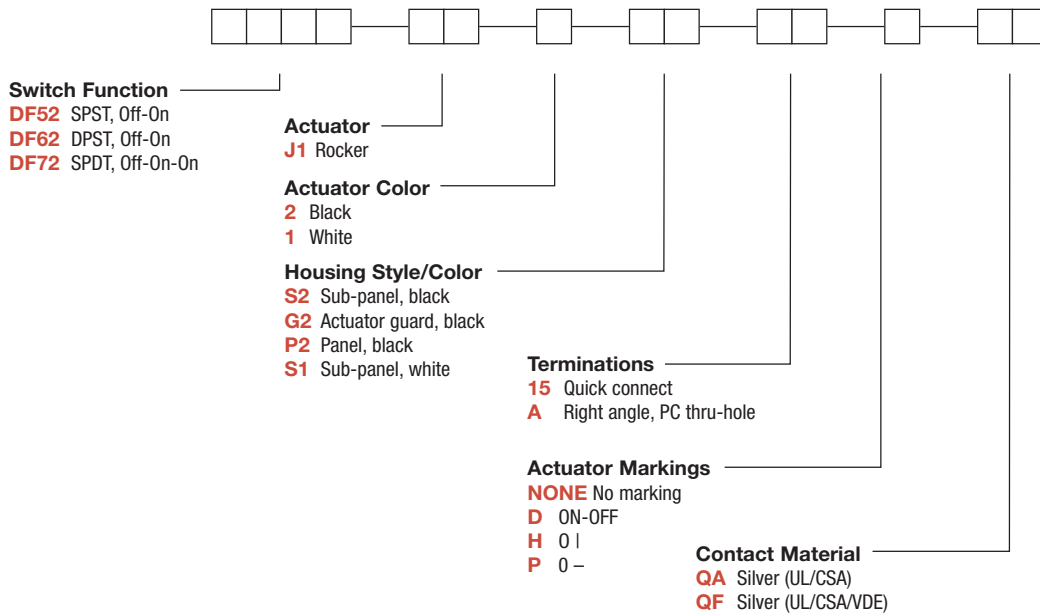
TERMINALS: Copper, silver plated.

CONTACT SPRING: Music wire or stainless steel.

**NOTE:** Specifications and materials listed above are for standard switches. For information on specific and custom switches, consult Customer Service Center.

## Build-A-Switch

To order, simply select desired option from each category and place in the appropriate box. Available options are shown and described on pages G-79 thru G-81. For additional options not shown in catalog, consult Customer Service Center.



Rocker









G







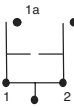
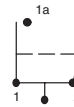
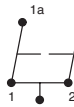
**C&K**

Dimensions are shown: Inches (mm)  
 Specifications and dimensions subject to change

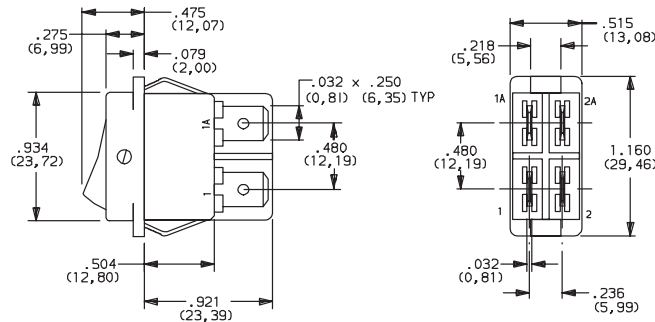
# DF Series Power Rocker Switches

## SWITCH FUNCTION




NO. POLES	MODEL NO.	SWITCH FUNCTION		CONNECTED TERMINALS		SCHEMATIC
		POS. 1	POS. 2	POS. 1	POS. 2	
						
SP	DF52	OFF	ON	OPEN	1-1A	SPST 
DP	DF62	OFF	ON	OPEN	1-1A, 2-2A	DPST 

NO. POLES	MODEL NO.	POS. 1	POS. 2	POS. 3	POS. 1	POS. 2	POS. 3	SCHEMATIC
								
SP	DF72	OFF	ON	ON	OPEN	1 / 2-2A	1 / 2-1A 1 / 2-2A	  

### DPST

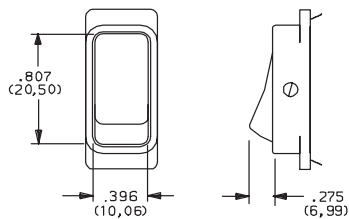


Part number shown: DF62J12S215QA

All models   with all options. Some models available with , see page G-81.

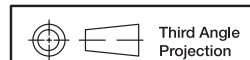
## ACTUATOR

### J1 ROCKER



OPTION CODE	ACTUATOR COLOR
2	BLACK
1	WHITE

**NOTE:** Actuator finish: matte. Other colors available, consult Customer Service Center.



Dimensions are shown: Inches (mm)  
 Specifications and dimensions subject to change



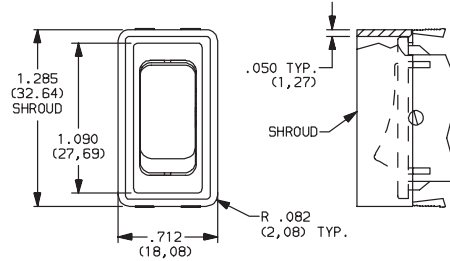
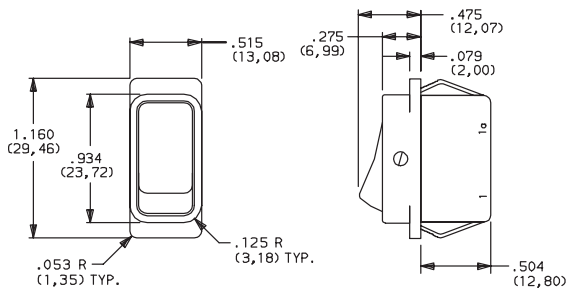
# DF Series Power Rocker Switches

## HOUSING STYLE/COLOR

**S** SUB-PANEL

**G2** ACTUATOR GUARD

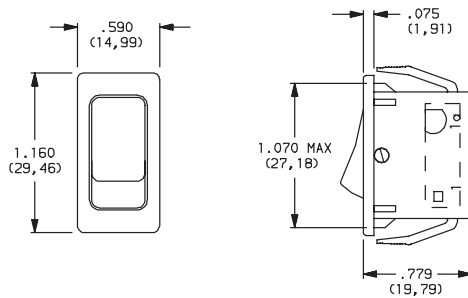
**NEW!**



**NOTE:** Not available with 'A' termination.  
Available in black only.

**NOTE:** DF52 & DF62 models only.

**P** PANEL

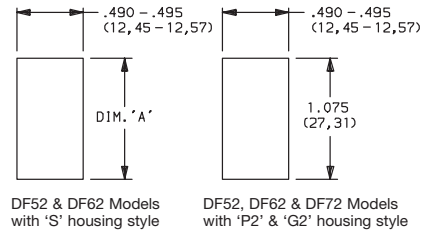


OPTION CODE	HOUSING COLOR
<b>2</b>	(STD.) BLACK
<b>1</b>	WHITE

**NOTE:** Housing finish: matte. Other colors available, consult Customer Service Center.

### PANEL MOUNTING

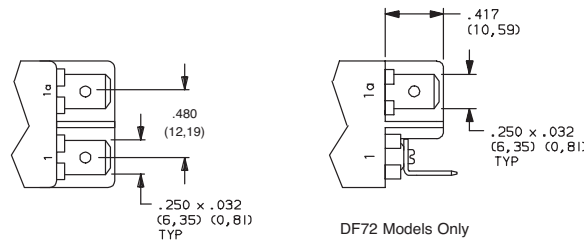
PANEL THICKNESS	DIM 'A'
.029-.048 (0,74) (1,22)	1.021 (25,93)
.048-.078 (1,22) (1,98)	1.029 (26,14)
.078-.117 (1,98) (2,97)	1.045 (26,54)
.075-.140 (1,91) (3,56)	1.075 (27,31)



**NOTE:** Not available with 'A' termination.  
Available in black only.

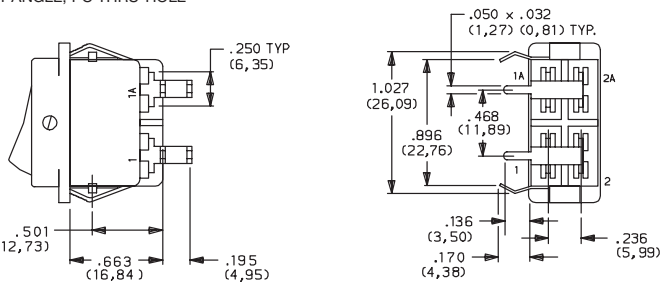
## TERMINATIONS

**15** QUICK CONNECT



DF72 Models Only

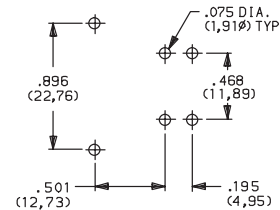
**A** RIGHT ANGLE, PC THRU-HOLE



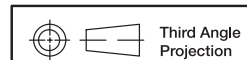
Actuator shown in Pos. 1

**NOTE:** DF52 and DF62 Models Only

### PC MOUNTING



Rocker



Third Angle Projection

Dimensions are shown: Inches (mm)  
Specifications and dimensions subject to change

[www.ck-components.com](http://www.ck-components.com)



G

**C&K**

# DF Series Power Rocker Switches

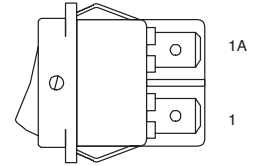
## ACTUATOR MARKINGS

**NONE** NO MARKING

**D** ON-OFF

**H** O |

**P** O -



**NOTE:** Orientation of actuator markings and terminals.

'D, H, & P' marking options: marking color white, standard for all actuator colors except white.  
Marking color black, standard for white actuators. Consult Customer Service Center for other available marking colors.

## CONTACT MATERIAL

OPTION CODE	CONTACT AND TERMINAL MATERIAL	RATINGS	
<b>QA</b>	SILVER 1,2	POWER	16 AMPS @ 125, 250 V AC; 1/4 HP @ 125 V AC; 1/2 HP @ 250 V AC; 6 AMPS @ 48 V DC (UL/CSA).
<b>QF</b>			16 AMPS @ 125, 250 V AC; 1/4 HP @ 125 V AC; 1/2 HP @ 250 V AC (UL/CSA). 16(2) AMPS @ 250 V AC, T100 (VDE); DF52 & DF62: 6 AMPS @ 48 V DC (VDE).

\* Note: See Technical Data section of this catalog for RoHS compliant and compatible definitions and specifications.

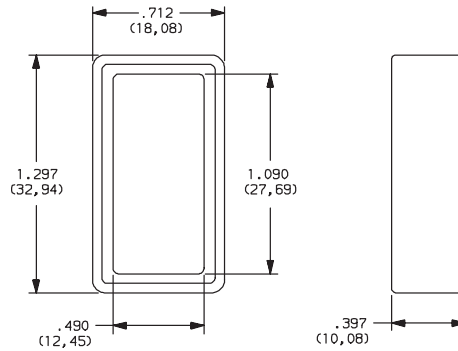
<sup>1</sup> CONTACTS: Fine silver, silver plated.

<sup>2</sup> TERMINALS: Copper, silver plated.

All models with all options, models with 'QF' contact material also .

## AVAILABLE HARDWARE

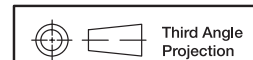
### Actuator Guard



### PART NO.

**285B02000**

Material: Nylon 6/6  
Finish: Matte



Dimensions are shown: Inches (mm)  
Specifications and dimensions subject to change

[www.ck-components.com](http://www.ck-components.com)

