




Switchcraft®

[Previous Page](#) | [Return to Index](#) | [Next Page](#)



MULTIPLE STATION SWITCHES

DW MULTI-SWITCH SERIES 66000 and 67000

1. DW MULTI-SWITCH

2. Squeeze upper and lower surfaces of pushbutton and pull free of plungers.

3. Next, grasp lamp with lamp removal tool or fingertips and snap-out. Replace lamp and pushbutton. Finished in seconds!

[click here to download a schematic drawing](#)

(you will need to have Adobe Acrobat installed on your system to do this)



Series 66000 (non-illuminated) and 67000 (illuminated) can be supplied with up to 18 stations, including a square white pushbutton Part Number DW305 at each station. Contacts and ratings are the same as for Series 65000. Lamp sockets (67000) at each station accept 6V to 28V T 1-3/4 flange base lamps (not supplied). Mounts with 2 #6-32 machine screws (not supplied). See page 322 for pushbutton data. Accessories include solenoid release, ganged assemblies, T1 lamp adapter, and metal barriers (between stations). PC and wire-wrapping terminals are also available. Contact Switchcraft.

NON-ILLUMINATED DW MULTI-SWITCH SWITCHES

Switchcraft offers DW Multi-Switch switches, Series 70000 and 71000 with crossbar plungers which accept a wide variety of Switchcraft and industry pushbuttons. Contact Switchcraft for specifying assistance.

SERIES DW40 COLOR INSERTS

Many unusual lighting effects can be created using DW40 color inserts. Molded from dimensionally stable, high-temperature plastic in six standard colors, inserts slip into standard Series DW300 pushbuttons providing unusual latitude in custom designing color and legend effects. With no wear from finger-tips, legend life is virtually unlimited.

Part No.	Color	Part No.	Color	Part No.	Color
DW41~	Red	DW44~	Blue	DW47~	Orange
DW43~	Green	DW45~	White	DW48~	Yellow

~ Special order only; Contact Switchcraft for price and delivery information.

SERIES DW300 PUSHBUTTONS (DW305 supplied standard)

Part No.	Color*	Part No.	Color*	Part No.	Color*
DW301	Red	DW304	Blue	DW312	Clear
DW302	Black	DW305	White	DW313	Amber
DW303	Green	DW308	Yellow	DW316	"Black-Screen"

Part Numbers / 2-C PER STATION*

Interlock with Lock-Out	Non-Lock	Push-Lock/ Push-Release	Number of Stations**
67021K506***	67022506***	67027506***	2
67041K506***	67042506***	67047506***	4
67061K506***	67062506***	67067506***	6
67081K506***	67082506***	67087506***	8
67101K506***	67102506***	67107506***	10
67121K506***	67122506***	67127506***	12

Part Numbers / 4-C PER STATION*

67021K512***	67022512***	67027512***	2
67041K512***	67042512***	67047512***	4
67061K512***	67062512***	67067512***	6
67081K512***	67082512***	67087512***	8
67101K512***	67102512***	67107512***	10
67121K512***	67122512***	67127512***	12


* Switches with all-lock function are available on special order.

** Odd number of stations (3, 5, 7, 9, 11) are available. Switches with 13 through 18 stations also available. Contact Switchcraft.

*** Special order only; Contact Switchcraft for price and delivery information.

[Previous Page](#) | [Return to Index](#) | [Next Page](#)

To search a category please click on the corresponding icon:



| [Connectors](#) | [Jacks and Plugs](#) |

| [Patch Panels, Patch Kits & Jackfields](#) | [Cable Assemblies and Patch Cords](#) | [Switches](#) |

All products shown are covered by Switchcraft's limited lifetime warranty.

| [Switchcraft home](#) |

[About Us](#) | [Products](#) | [What's New](#) | [Search](#) | [Contact Us](#)