


REL-SW120/B110

Order No.: 2960384


The illustration shows the version REL-SG 24/B 110



<http://eshop.phoenixcontact.de/phoenix/treeViewClick.do?UID=2960384>

KAMMRELAIS®, contact B 110, size 2, low-level contact, 4 PDTs, input voltage 120 V AC

Commercial data

GTIN (EAN)	
Note	Made-to-order
sales group	G081
Pack	10 pcs.
Customs tariff	85364900
Catalog page information	Page 103 (IF-2002)

<http://www.download.phoenixcontact.com>
Please note that the data given here has been taken from the online catalog. For comprehensive information and data, please refer to the user documentation. The General Terms and Conditions of Use apply to Internet downloads.

Technical data

Coil side

Nominal input voltage U_N	120 V AC
Input voltage range in reference to U_N	0.8 ... 1.1
Typical response time	4 ms ... 15 ms
Typical release time range	4 ms ... 15 ms
Coil resistance	3500 \pm 350

Contact side

Contact type	Single contact
--------------	----------------

Contact material	Silver (Ag), gold-flashed
Maximum switching voltage	125 V AC
	150 V DC
Maximum inrush current	2 A
Limiting continuous current	2 A
Interrupting rating (ohmic load) max.	48 W (at 24 V DC)
	40 W (for 48 V DC)
	40 W (for 60 V DC)
	45 W (for 110 V DC)
	50 VA (for 125 V AC)

General data

Test voltage relay winding/relay contact	500 V AC (50 Hz, 1 min.)
Test voltage PDT/PDT	500 V AC (50 Hz, 1 min.)
Ambient temperature (operation)	-40 °C ... 70 °C
Ambient temperature (storage/transport)	-40 °C ... 70 °C
Mechanical service life	Approx. 10 ⁷ cycles

Certificates / Approvals

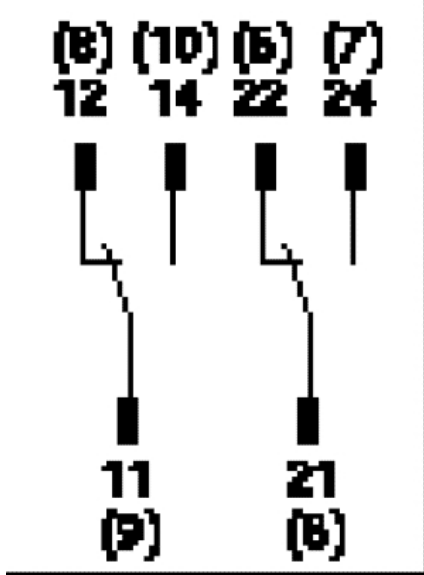


Certification

GOST

Diagrams/Drawings

Circuit diagram



Address

PHOENIX CONTACT Deutschland GmbH
Flachsmarktstr. 8
32825 Blomberg, Germany
Phone +49 5235 3 12000
Fax +49 5235 3 41200
<http://www.phoenixcontact.de>



© 2011 Phoenix Contact
Technical modifications reserved;