

**P2 Relay V23079**

- Standard telecom relay (ringing and test access)
- Slim line 15x7.5mm (.590x.295")
- Switching current 5A
- 2 form C bifurcated contacts (2 changeover contacts, 2 CO)
- Immersion cleanable
- High sensitivity for low power consumption 140mW/ 70mW
- Single coil version with surge voltage resistance between contact and coil: 2.5kV (2/10µs) meets the Telcordia Requirement GR-1089, 1.5kV (10/160µs) meets FCC Part 68



**Typical applications**

Communications equipment linecard application (ringing and test access), PABX, voice over IP, office equipment, measurement and control equipment, automotive equipment as CAN bus, keyless entry, speaker switch, medical equipment, consumer electronics, set top boxes, HiFi

**Approvals**

UL 508 File No. E 111441, UL 60950, IEC/EN60950 IEC Ref. Cert. No. 327

Technical data of approved types on request

**Contact Data**

Contact arrangement	2 form C (CO)
Max. switching voltage	220VDC, 250VAC
Rated current	2A
Limiting continuous current, 85°C	2A
Contact material	AgNi, gold-covered
Contact style	bifurcated contact
Min. recommended contact load	10mA at 20mV
Minimum switching voltage	100µV
Initial contact resistance	<50mΩ at 10mA, 20mV
Frequency of operation, without load	50 operations/s
Operate/release time max.	4 ms
Set/reset time max.	4 ms
Bounce time max.	3 ms
Electrical endurance	
at 12V / 10mA	typ. 5x10 <sup>7</sup> operations
at 6V / 100mA	typ. 1x10 <sup>7</sup> operations
at 60V / 500mA	typ. 5x10 <sup>5</sup> operations
at 30V / 1000mA	typ. 1x10 <sup>6</sup> operations
at 30V / 2000mA	typ. 2x10 <sup>5</sup> operations
Contact ratings, UL	220VDC / 0.24A - 60W 125VDC / 0.24A - 30W 250VAC / 0.25A - 62.5VA 125VAC / 0.5A - 62.5VA 30VDC / 2A - 60W
Mechanical endurance	typ. 100x10 <sup>6</sup> operations

**Coil Data**

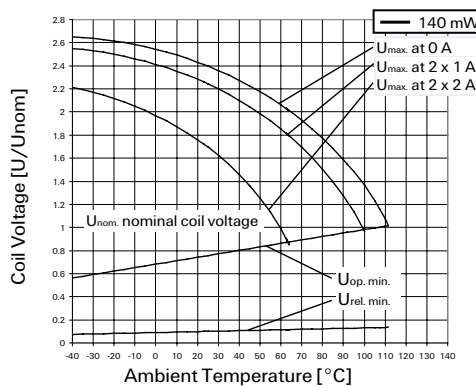
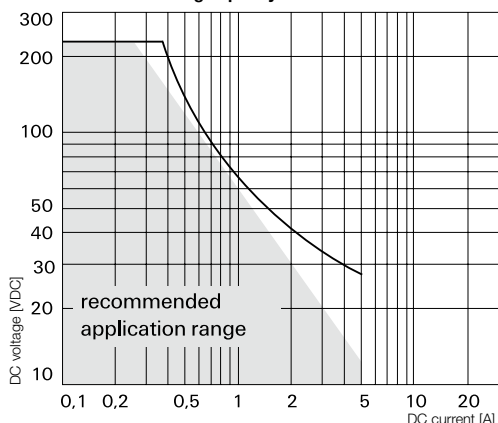
Magnetic system	polarized
Coil voltage range	2 to 24VDC
Max. coil temperature	125°C
Thermal resistance	< 125K/W

**Coil versions, monostable**

Coil code	Rated voltage VDC	Operate voltage VDC	Limiting Voltage VDC	Release voltage VDC	Coil resistance Ω±10%	Rated coil power mW
008	3.00	2.25	6.50	0.30	64	140
016	4.00	3.00	8.70	0.40	114	140
011	4.50	3.38	9.80	0.45	145	140
001	5.00	3.75	10.90	0.50	178	140
002	6.00	4.50	13.00	0.60	257	140
006	9.00	6.75	19.60	0.90	578	140
003	12.00	9.00	26.15	1.20	1029	140
005	24.00	18.00	52.30	2.40	4114	140

All figures are given for coil without pre-energization, at ambient temperature +23°C. Other coil voltages on request.

**Max. DC load breaking capacity**



**P2 Relay V23079 (Continued)**

**Coil Data (continued)**

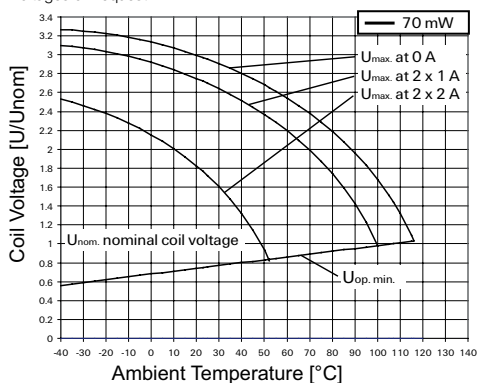
**Coil versions, bistable**

Coil code	Rated voltage VDC	Set voltage VDC	Limiting Voltage VDC	Reset voltage VDC	Coil resistance $\Omega \pm 10\%$	Rated coil power mW
<b>Bistable, 1 coil</b>						
108	3.00	2.25	9.2	-2.25	128	70
111	4.50	3.38	13.85	-3.38	289	70
101	5.00	3.75	15.33	-3.75	357	70
102	6.00	4.50	18.5	-4.50	514	70
106	9.00	6.75	27.75	-6.75	1157	70
103	12.00	9.00	37	-9.00	2057	70
105	24.00	18.00	74	-18.00	8228	70

**Bistable, 2 coil**

219	2.00	1.50	4.33	1.50	28	140
218	2.40	1.80	5.2	1.80	41	140
208	3.00	2.25	6.5	2.25	64	140
211	4.50	3.38	9.8	3.38	145	140
201	5.00	3.75	10.9	3.75	178	140
202	6.00	4.50	13	4.50	257	140
206	9.00	6.75	19.6	6.75	578	140
203	12.00	9.00	26.15	9.00	1029	140
205	24.00	18.00	52.3	18.00	4114	140

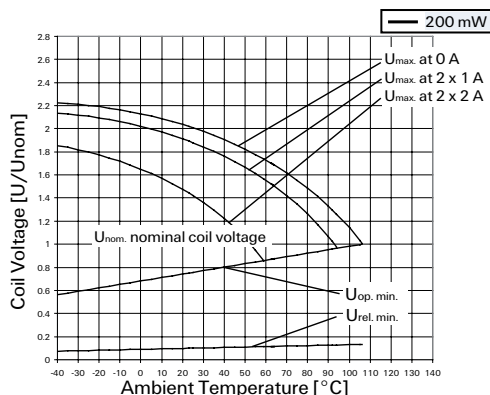
All figures are given for coil without pre-energization, at ambient temperature +23°C. Other coil voltages on request.



**Coil versions, high dielectric version, monostable, overmolded**

Coil code	Rated voltage VDC	Operate voltage VDC	Limiting Voltage VDC	Release Voltage VDC	Coil resistance $\Omega \pm 10\%$	Rated coil power mW
008	3.00	2.25	12.00	0.30	45	200
001	5.00	3.75	12.00	0.50	125	200
002	6.00	4.50	12.00	0.60	180	200
006	9.00	6.75	12.00	0.90	405	200
003	12.00	9.00	12.00	1.20	720	200

All figures are given for coil without pre-energization, at ambient temperature +23°C. Other coil voltages on request.



**Insulation Data**

Standard	HVD
Initial dielectric strength	
between open contacts	1000V <sub>rms</sub> / 1500V <sub>rms</sub>
between contact and coil	1500V <sub>rms</sub> / 1500V <sub>rms</sub>
between adjacent contacts	1000 V <sub>rms</sub> / 1500V <sub>rms</sub>
Initial surge withstand voltage	
according to Telcordia TR-NWT-001089 (2/10µs)	
between open contacts	2000V / 2500V
between contact and coil	2500V / 2500V
between adjacent contacts	2500V / 2500V
according to (10/700 µs IEC 60950)	
between open contacts	2000V / 2500V
between contact and coil	2500V / 2500V
between adjacent contacts	2500V / 2500V
Initial insulation resistance at 500 Vdc	
> 10 <sup>9</sup> Ω	
Capacitance	
between open contacts	max. 1pF
between contact and coil	max. 2pF
between adjacent contacts	max. 1.5pF
Clearance /creepage	
according to IEC / EN 60950	
1.3/2.5mm	

**Other Data**

Material compliance: EU RoHS/ELV, China RoHS, REACH, Halogen content refer to the Product Compliance Support Center at [www.tycoelectronics.com/customer-support/rohssupportcenter](http://www.tycoelectronics.com/customer-support/rohssupportcenter)

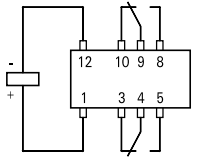
Ambient temperature	-40 to +85°C
Category of environmental protection IEC 61810	RT III - wash tight
Degree of protection, IEC 60529	IP 67
Vibration resistance (functional)	35g, 10 to 1000Hz
Shock resistance (functional) IEC 60068-2-27 (half sine)	50g
Terminal type	PCB-THT, SMT long and short terminals
Weight	max. 2.8 g
Resistance to soldering heat THT IEC 60068-2-20	265°C/10s
Resistance to soldering heat SMT IEC 60068-2-58	see Resistance to soldering heat
Moisture sensitive level, JEDEC J-Std-020D	MSL3
Ultrasonic cleaning	not recommended
Packaging/unit	
THT	box/2000 pcs.
SMT	reel/2000 pcs. or 2500 pcs.

**P2 Relay V23079 (Continued)**

**Terminal assignment**

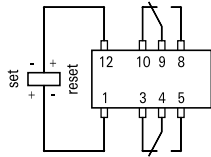
TOP view on component side of PCB

Monostable version



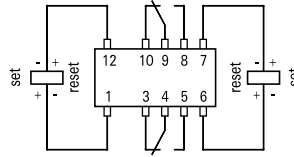
ECR0912-C

Bistable version, 1-coil



ECR0912-C

Bistable version, 2-coils



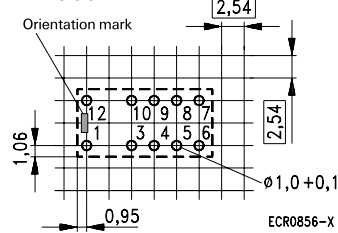
ECR0913-K

Contacts are shown in reset condition.  
Both coils can be used as either set or reset coils.  
Contact position might change during transportation and must be reset before use.

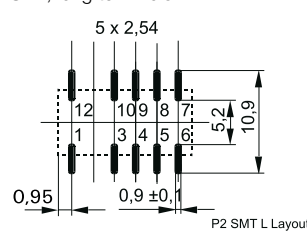
**PCB layout**

TOP view on component side of PCB

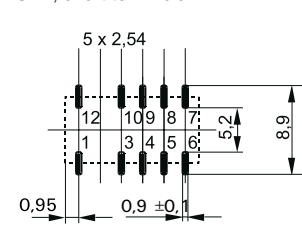
THT version



SMT, long terminals



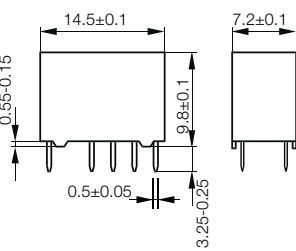
SMT, short terminals



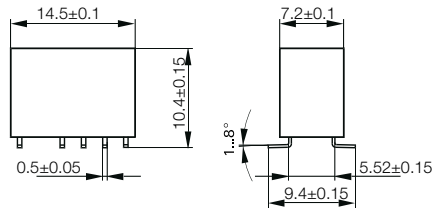
**Dimensions**

Standard coil

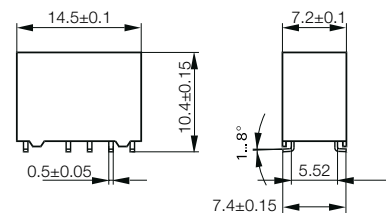
THT version



SMT, long terminals

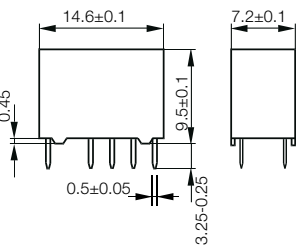


SMT, short terminals

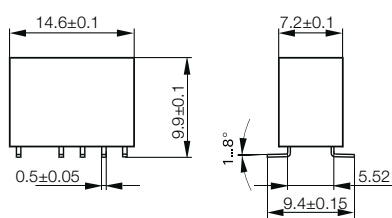


Overmolded coil, high dielectric version

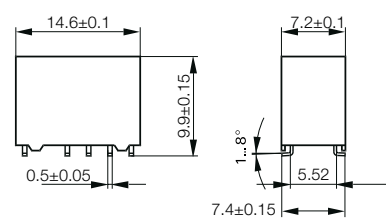
THT version



SMT, long terminals



SMT, short terminals





**P2 Relay V23079** (Continued)

**Product code structure**

Typical product code **V23079 A 1 001 B 301**

<b>Type</b> V23079 Signal Relay P2 Series	
<b>Version</b>	
<b>A</b> THT, monostable	<b>D</b> SMT, monostable, long term.
<b>B</b> THT, latching, 2 coils	<b>E</b> SMT, latching, 2 coils long term.
<b>C</b> THT, latching, 1 coil	<b>F</b> SMT, latching, 1 coil long term.
<b>G</b> SMT, monostable, short term.	<b>H</b> SMT, latching, 2 coils short term.
	<b>J</b> SMT, latching, 1 coil short term.
<b>Coil design</b>	
<b>1</b> Standard coil (not for high dielectric version)	
<b>2</b> Overmolded coil	
<b>Coil</b>	
Coil code: please refer to coil versions table	
<b>Version</b>	
<b>B</b> Standard version	
<b>X</b> High dielectric version	
<b>Contacts</b> for standard versions	
<b>301</b>	2 form C contacts (2 CO), AgNi +Au
<b>201</b>	2 form C contacts (2 CO), AgPd +Au; on request only

Product code	Coil design	Version	Coil type	Coil voltage	Part number			
V23079-A1008-B301	THT	Standard	Monostable	3VDC	2-1393788-2			
V23079-A1016-B301				4VDC	2-1393788-9			
V23079-A1011-B301				4.5VDC	2-1393788-4			
V23079-A1001-B301				5VDC	1393788-3			
V23079-A1002-B301				6VDC	1393788-8			
V23079-A1006-B301				9VDC	2-1393788-0			
V23079-A1003-B301				12VDC	1-1393788-1			
V23079-A1005-B301				24VDC	1-1393788-6			
V23079-A2008-B301				Overmolded	Standard	Monostable	3VDC	6-1419120-6
V23079-A2011-B301							4.5VDC	3-1393789-9
V23079-A2001-B301	5VDC	3-1393789-5						
V23079-A2002-B301	6VDC	3-1393789-6						
V23079-A2006-B301	9VDC	3-1393789-8						
V23079-A2003-B301	12VDC	3-1393789-7						
V23079-B1218-B301	Standard	Standard	Bistable, 2 coils				2.4VDC	1422002-8
V23079-B1208-B301							3VDC	4-1393788-1
V23079-B1211-B301							4.5VDC	4-1393788-2
V23079-B1201-B301							5VDC	3-1393788-3
V23079-B1202-B301				6VDC	3-1393788-5			
V23079-B1206-B301				9VDC	3-1393788-9			
V23079-B1203-B301				12VDC	3-1393788-6			
V23079-B1205-B301				24VDC	3-1393788-7			
V23079-B2219-B301				Overmolded	Standard	Bistable, 2 coils	2VDC	1-1422002-2
V23079-B2218-B301							2.4VDC	1-1422002-1
V23079-B2208-B301	3VDC	1-1422002-0						
V23079-B2201-B301	5VDC	1422002-9						
V23079-C1108-B301	Standard	Standard	Bistable, 1 coil				3VDC	5-1393788-3
V23079-C1111-B301							4.5VDC	5-1393788-4
V23079-C1101-B301							5VDC	4-1393788-5
V23079-C1102-B301							6VDC	4-1393788-7
V23079-C1106-B301							9VDC	5-1393788-1
V23079-C1103-B301							12VDC	4-1393788-8
V23079-C1105-B301				24VDC	5-1393788-0			

**P2 Relay V23079** (Continued)

Product code	Version	Version	Coil type	Coil voltage	Part number			
V23079-D1008-B301	SMT, long pins		Monostable	3VDC	6-1393788-1			
V23079-D1011-B301				4.5VDC	6-1393788-2			
V23079-D1001-B301				5VDC	5-1393788-5			
V23079-D1002-B301				6VDC	5-1393788-6			
V23079-D1006-B301				9VDC	5-1393788-9			
V23079-D1003-B301				12VDC	5-1393788-7			
V23079-D1005-B301				24VDC	5-1393788-8			
V23079-D2008-B301				Overmolded		3VDC	4-1393789-7	
V23079-D2011-B301						4.5VDC	4-1393789-8	
V23079-D2001-B301				5VDC	4-1393789-3			
V23079-D2002-B301				6VDC	4-1393789-4			
V23079-D2006-B301				9VDC	4-1393789-6			
V23079-D2003-B301				12VDC	4-1393789-5			
V23079-E1219-B301				Standard	Bistable, 2 coils	2VDC	1-1422007-0	
V23079-E1218-B301						2.4VDC	1422007-5	
V23079-E1208-B301						3VDC	7-1393788-1	
V23079-E1211-B301						4.5VDC	7-1393788-2	
V23079-E1201-B301						5VDC	6-1393788-8	
V23079-E1202-B301						6VDC	1393789-5	
V23079-E1206-B301						9VDC	1393789-9	
V23079-E1203-B301						12VDC	6-1393788-9	
V23079-E1205-B301						24VDC	7-1393788-0	
V23079-F1108-B301						Bistable, 1 coil		3VDC
V23079-F1111-B301	4.5VDC	1-1393789-4						
V23079-F1101-B301	5VDC	7-1393788-3						
V23079-F1102-B301	6VDC	1-1393789-0						
V23079-F1106-B301	9VDC	1-1393789-2						
V23079-F1103-B301	12VDC	7-1393788-4						
V23079-F1105-B301	24VDC	1-1393789-1						
V23079-G1008-B301	SMT, short pins	Monostable	3VDC	8-1393788-0				
V23079-G1011-B301			4.5VDC	1-1393789-7				
V23079-G1001-B301			5VDC	7-1393788-6				
V23079-G1002-B301			6VDC	1-1393789-5				
V23079-G1006-B301			9VDC	1-1393789-6				
V23079-G1003-B301			12VDC	7-1393788-7				
V23079-G1005-B301			24VDC	7-1393788-8				
V23079-G2008-B301			Overmolded		3VDC	5-1393789-4		
V23079-G2016-B301					4VDC	1393790-5		
V23079-G2011-B301			4.5VDC	5-1393789-5				
V23079-G2001-B301			5VDC	4-1393789-9				
V23079-G2002-B301			6VDC	5-1393789-0				
V23079-G2006-B301			9VDC	5-1393789-3				
V23079-G2003-B301			12VDC	5-1393789-1				
V23079-H1208-B301			Standard	Bistable, 2 coils	3VDC	2-1393789-4		
V23079-H1211-B301					4.5VDC	8-1393788-4		
V23079-H1201-B301					5VDC	2-1393789-0		
V23079-H1202-B301					6VDC	2-1393789-1		
V23079-H1206-B301					9VDC	2-1393789-3		
V23079-H1203-B301					12VDC	8-1393788-3		
V23079-H1205-B301					24VDC	2-1393789-2		
V23079-J1108-B301					Bistable, 1 coil		3VDC	2-1393789-9
V23079-J1111-B301							4.5VDC	3-1393789-0
V23079-J1101-B301	5VDC	2-1393789-5						
V23079-J1102-B301	6VDC	2-1393789-6						
V23079-J1103-B301	12VDC	2-1393789-7						
V23079-J1105-B301	24VDC	2-1393789-8						
V23079-G2008-X079	High dielectric	Monostable	3VDC	1422006-5				
V23079-G2001-X071			5VDC	1422006-1				
V23079-G2002-X072			6VDC	1422006-2				
V23079-G2006-X073			9VDC	1422006-3				
V23079-G2003-X074			12VDC	1422006-4				