


POWER OVER ETHERNET (PoE) MAGNETICS

10/100BASE-TX VoIP Magnetics Modules



- RoHS-5 peak reflow temperature rating 235°C
- RoHS-6 peak reflow temperature rating 245°C
- IEEE 802.3af/ANSI X3.263 compliant performance
- Designed for IP phone or switch applications

Electrical Specifications @ 25°C — Operating Temperature 0°C to 70°C

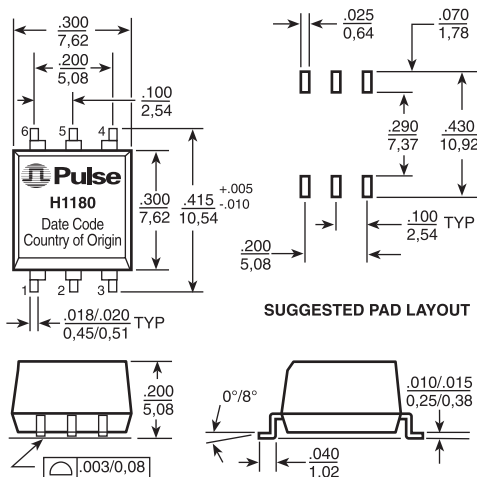
RoHS-6 ⁴ Compliant Part Number	RoHS-5 ³ Compliant Part Number	Ports	Insertion Loss (dB MAX)	Return Loss (dB MIN @ 100)				Differential to Common Mode Rejection (dB MIN)			Crosstalk (dB MIN)			Hipot (V _{RMS} MIN)	DC Resistance Balance ≤ (%)
				1-100MHz	1-30MHz	40MHz	50MHz	60-80MHz	30MHz	60MHz	100MHz	30MHz	60MHz		
H1180NL ^{2c}	—	1	-1.2	-16	-14	-13	-12	-43	-37	-33	-45	-40	-35	1500	—
H1187NL ^{2a}	H1187	1	-1.2	-16	-14	-13	-12	-43	-37	-33	-45	-40	-35	1500	—
H1197NL ^{2c}	H1197	1	-1.2	-16	-14	-13	-12	-43	-37	-33	-45	-40	-35	1500	—
H2019NL ^{2c}	H2019	1	-1.2	-16	-14	-13	-12	-43	-37	-33	-45	-40	-35	1500	3.5
H2005ANL ^{2c}	H2005A	2	-1.2	-16	-14	-13	-12	-50	-43	-35	-43	-37	-33	1500	3.5
H2006ANL ^{2d}	H2006A	2	-1.2	-16	-14	-13	-12	-43	-37	-33	-43	-37	-31	1500	3.5
H2008NL ^{2d}	H2008	2	-1.2	-16	-14	-13	-12	-40	-35	-30	-43	-37	-33	1500	3.5
H2009NL ^{2a}	—	2	-1.1	-16	-14	-13	-12	-43	-37	-33	-43	-37	-33	1500	3.5
H2014NL ^{2d}	H2014	4	-1.2	-16	-14	-13	-12	-43	-37	-33	-45	-40	-35	1500	3.5
H2017NL ^{2c}	H2017	4	-1.2	-16	-14	-13	-12	-43	-37	-33	-45	-40	-35	1800	3.5
HX2019NL ^{1, 2a}	HX2019	1	-1.4	-16	-14	-13	-12	-43	-37	-33	-45	-40	-35	1500	3.5

- Extended operating temperature (-40°C to +85°C)
- MSL (Moisture Sensitivity Level): a = 1 b = 2 c = 3 d = 4 e = 5
- RoHS-5:** Product does not contain 5 out of the 6 banned substances specified in the RoHS directive (product contains lead in applications considered solder).
- RoHS-6:** Product does not contain 5 out of the 6 banned substances specified in the RoHS directive. Some internal connections may contain lead in high-temperature solder (solder alloys containing more than 85% lead).

NOTE: When ordering Tape & Reel packaging, add the suffix "T" to the end of the part number. For example: H2008NLT.

Mechanicals

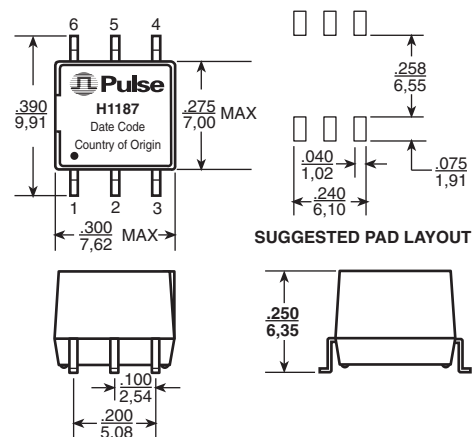
H1180



Weight 0.6 grams
Tape & Reel 500/reel
Tube 65/tube

Dimensions: $\frac{\text{Inches}}{\text{mm}}$ Unless otherwise specified, all tolerances are $\pm \frac{.010}{0.25}$

H1187



Weight 0.6 grams
Tape & Reel 500/reel
Tube 70/tube

USA 858 674 8100 • Germany 49 7032 78060 • Singapore 65 6287 8998 • Shanghai 86 21 32181071 • China 86 755 33966678 • Taiwan 886 3 4643715

POWER OVER ETHERNET (PoE) MAGNETICS

10/100BASE-TX VoIP Magnetics Modules



Mechanicals

H1197

Weight 2.8 grams
Tape & Reel 600/reel
Tube 45/tube

H2019, HX2019

Weight 1.0 grams
Tape & Reel 600/reel
Tube 45/tube

Dimensions: $\frac{\text{Inches}}{\text{mm}}$ Unless otherwise specified, all tolerances are $\pm \frac{.010}{0,25}$

H2005A

Weight 2.7 grams
Tape & Reel 300/reel
Tube 25/tube

H2006A, H2008

Weight 2.4 grams
Tape & Reel 350/reel
Tube 35/tube

Dimensions: $\frac{\text{Inches}}{\text{mm}}$ Unless otherwise specified, all tolerances are $\pm \frac{.010}{0,25}$

USA 858 674 8100 • Germany 49 7032 78060 • Singapore 65 6287 8998 • Shanghai 86 21 32181071 • China 86 755 33966678 • Taiwan 886 3 4643715

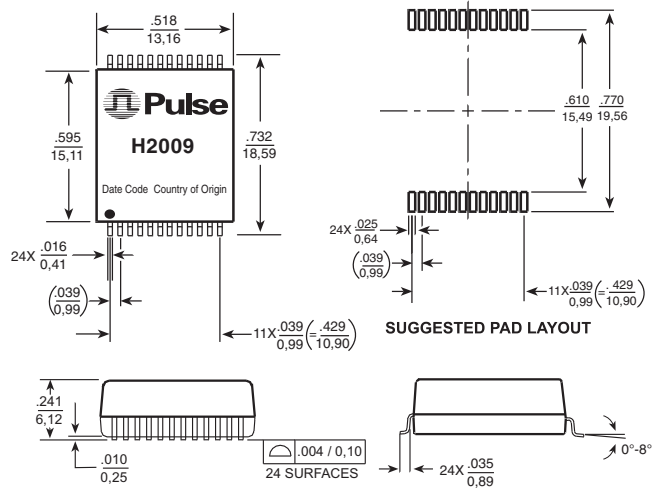
POWER OVER ETHERNET (PoE) MAGNETICS

10/100BASE-TX VoIP Magnetics Modules



Mechanicals (continued)

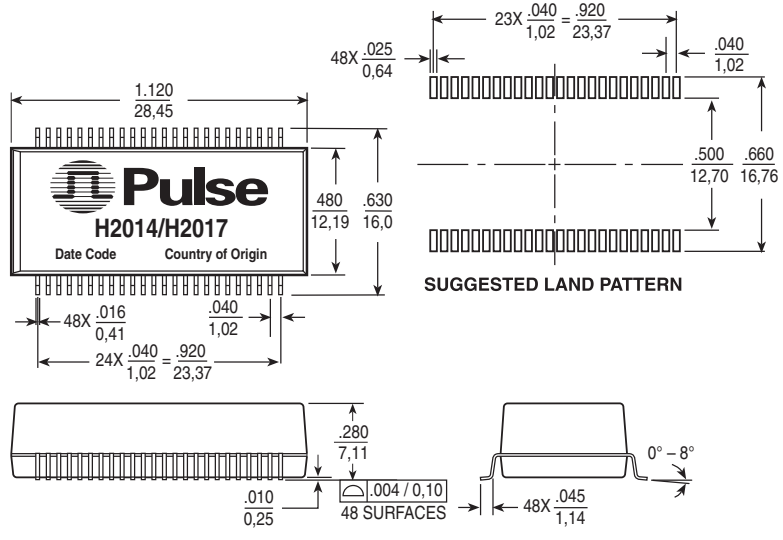
H2009



Dimensions: Inches
mm
Unless otherwise specified,
all tolerances are $\pm .010$
0,25

Weight 1.6 grams
Tape & Reel 300/reel
Tube 35/tube

H2014, H2017

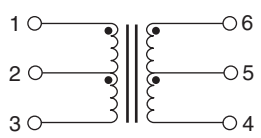


Dimensions: Inches
mm
Unless otherwise specified,
all tolerances are $\pm .010$
0,25

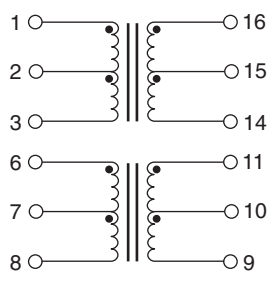
Weight 5.0 grams
Tape & Reel 250 /reel
Tube 15/tube

Schematics

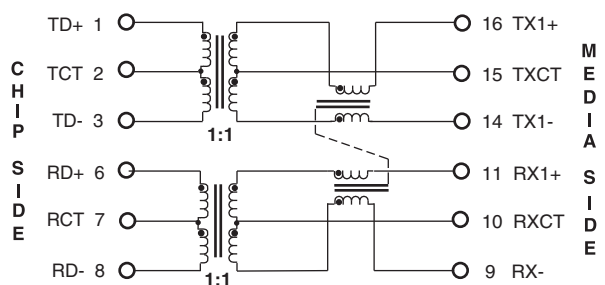
H1180, H1187



H1197



H2019, HX2019

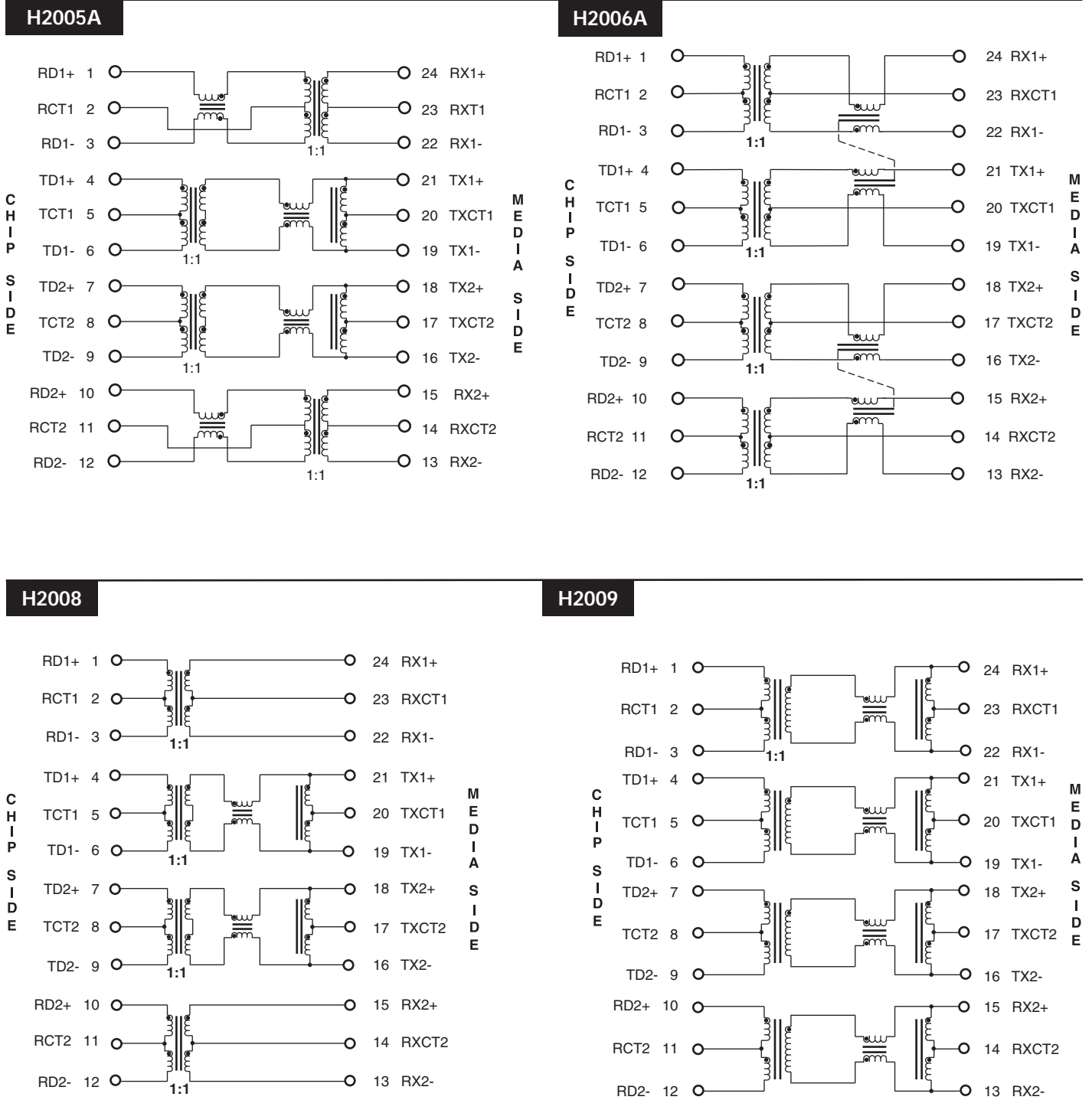


POWER OVER ETHERNET (PoE) MAGNETICS

10/100BASE-TX VoIP Magnetics Modules



Schematics (continued)



Downloaded from Elcodis.com electronic components distributor

POWER OVER ETHERNET (PoE) MAGNETICS

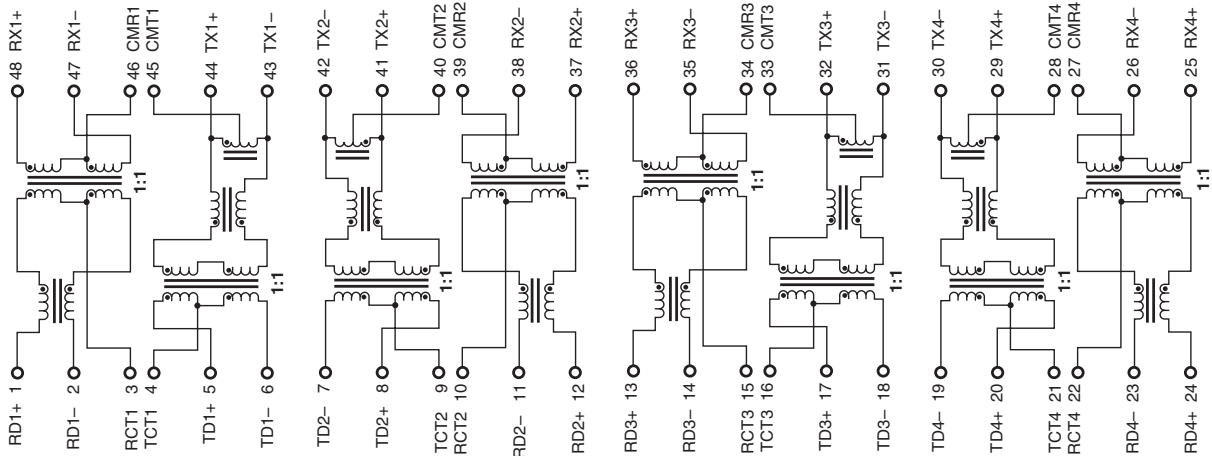
10/100BASE-TX VoIP Magnetics Modules



Schematics (continued)

H2014

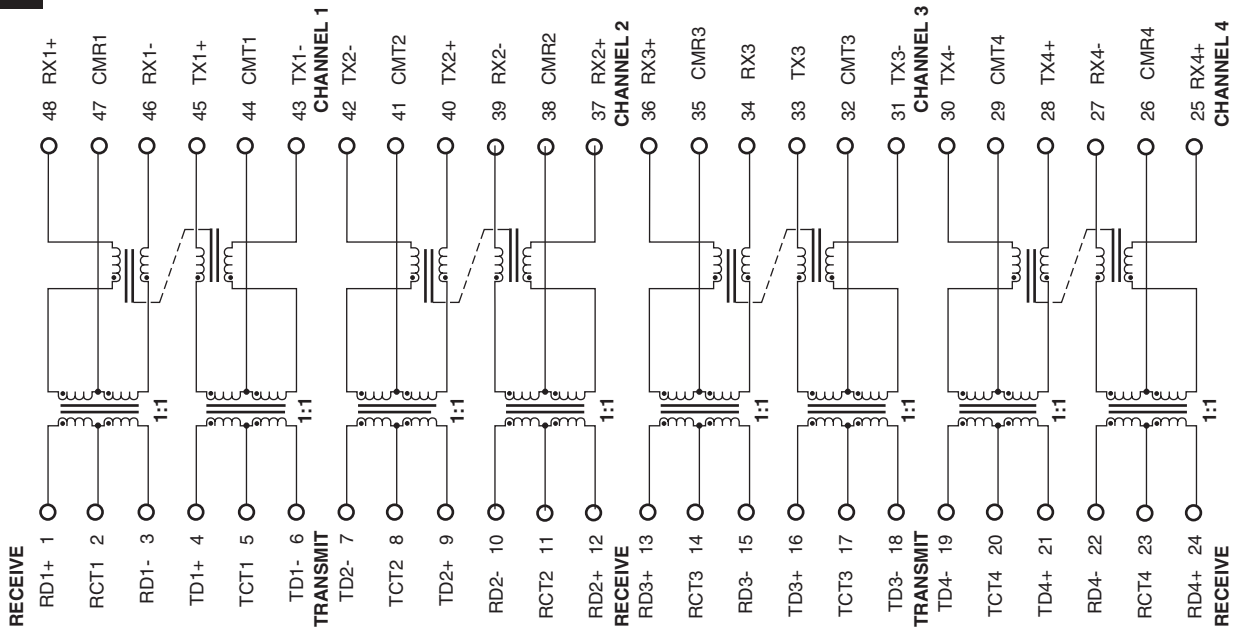
MEDIA SIDE



CHIP SIDE

H2017

MEDIA SIDE



CHIP SIDE

For More Information:

Pulse Worldwide Headquarters

12220 World Trade Dr.
San Diego, CA 92128
U.S.A.

Pulse Europe

Einsteinstrasse 1
D-71083 Herrenberg
Germany

Pulse China Headquarters

B402, Shenzhen Academy of
Aerospace Technology Bldg.
10th Kejinan Rd.
High-Tech Zone
Nanshan District
Shenzhen, PR China 518057

Pulse North China

Room 1503
XinYin Building
No. 888 YiShan Rd.
Shanghai 200233
China

Pulse South Asia

135 Joo Seng Rd.
#03-02
PM Industrial Bldg.
Singapore 368363

Pulse North Asia

No. 26, Kao Ching Rd.
Yang Mei Chen
Taoyuan Hsien
Taiwan
R. O. C.

www.pulseeng.com

Tel: 858 674 8100

Fax: 858 674 8262

Tel: 49 7032 7806 0

Fax: 49 7032 7806 135

TEL: 86 755 33966678

FAX: 86 755 33966700

Tel: 86 21 54643211/2

Fax: 86 21 54643210

TEL: 65 6287 8998

FAX: 65 6280 0080

Tel: 886 3 4643715

Fax: 886 3 4641911

Performance warranty of products offered on this data sheet is limited to the parameters specified. Data is subject to change without notice. Other brand and product names mentioned herein may be trademarks or registered trademarks of their respective owners.

© Copyright, 2009, Pulse Engineering, Inc. All rights reserved.

www.pulseeng.com