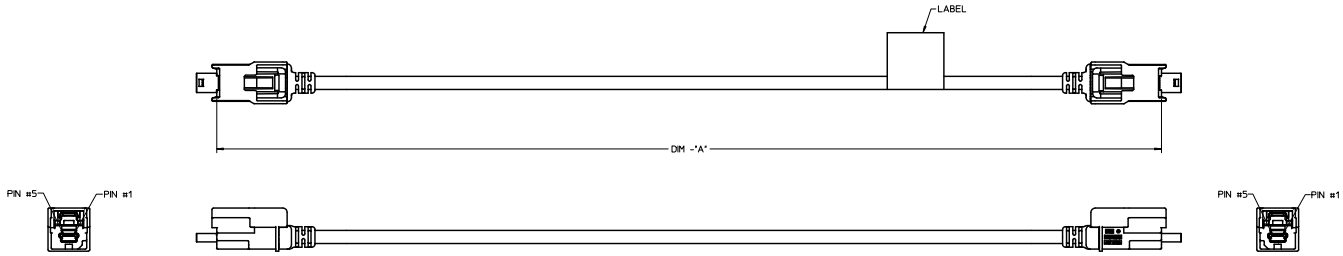

MINI-B POLARIZATION OPTIONS

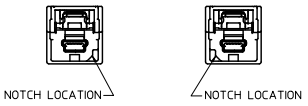

POLARIZATION "A" POLARIZATION "B"

POLARIZATION "C" TO "K"
NOT SHOWN

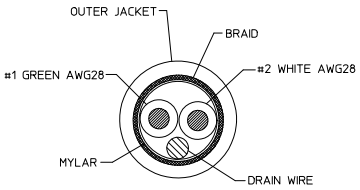

CABLE CONSTRUCTION
2-WIRE

	MATERIAL NUMBER	MINI-B POLARIZATION	DIM "A"
	111041-5000	A TO B	500±10
	111041-5001	A TO A	500±10
	111041-5002	B TO B	500±10
	111041-5003	A TO C	500±10
	111041-5004	A TO D	500±10
	111041-5005	A TO E	500±10
	111041-5006	A TO F	500±10
	111041-5007	A TO G	500±10
	111041-5008	A TO H	500±10
	111041-5009	A TO J	500±10
	111041-5010	A TO K	500±10
	111041-5011	A TO E	750±10
	111041-5012	A TO E	1500±10
E	111041-5013	A TO A	1000±10
E	111041-5014	A TO A	3000±30
E	111041-5015	A TO A	5000±50
E	111041-5016	A TO A	10000±100
E	111041-5017	B TO B	1000±10
E	111041-5018	B TO B	3000±30
E	111041-5019	B TO B	5000±50
E	111041-5020	B TO B	10000±100

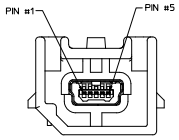

MATING HEADER FOR MINI-B PLUGS
(POLARIZATION - A SHOWN)

WIRING DIAGRAM

SIGNAL NAME	CONTACT #	MINI-B PLUG (HOST) WIRE COLORS	MINI-B PLUG (TARGET) WIRE COLORS	SIGNAL NAME
-----	PIN 1	-----	-----	-----
DOUT-/RIN-	PIN 2	WHITE	WHITE	DOUT-/RIN-
DOUT+/RIN+	PIN 3	GREEN	GREEN	DOUT+/RIN+
SIGNAL SHIELDING	PIN 4	SIGNAL SHIELD DRAIN WIRE		SIGNAL SHIELDING
-----	PIN 5	-----	-----	-----
CABLE BRAID	SHELL	BRAID TO SHELL TERMINATION		CABLE BRAID

NOTES:
1. PART MUST CONFORM TO THE ELECTRICAL CONNECTION SYSTEM DESIGN SPECIFICATION (SDS) VER 13, DATED 06-APR-06, TEMP CLASS "-40~85°C".
2. ALL PLASTIC PARTS MUST HAVE MATERIAL IDENTIFICATION SYMBOLS CLEARLY MARKED, WHEREVER PACKAGE SIZE PERMITS.
3. GENERAL TOLERANCES: ±0.25 ALL ONE PLACE DIMENSIONS, ±0.15 ALL TWO PLACE DIMENSIONS, AND ±0.5° ALL ANGULAR DIMENSIONS.
4. 0.3MM MAXIMUM RADIUS PERMISSIBLE ON EDGES AND FILLETS SHOWN AS SHARP FOR PLASTIC PARTS.
5. PARTS ARE TO BE FREE OF SCRATCHES, DISCOLORATION, SALT RESIDUE OR OTHER IMPERFECTIONS THAT MAY AFFECT FUNCTION OR FIT OF PART.
6. IDENTIFICATION LABEL MUST DISPLAY CUSTOMER PART NUMBER, SUPPLIER PART NUMBER, DATE CODE (YYYYMMDD) AND LOGO.
7. THIS PRODUCT MUST MEET ROHS COMPLIANCE.
8. FINISHES: TERMINAL: SELECTIVE GOLD (Au) IN THE CONTACT AREA, THICKNESS = 0.75 MICROMETER (30 MICROINCH) MINIMUM OVER NICKEL (Ni) OVERALL, THICKNESS = 1.25 MICROMETER (50 MICROINCH) MINIMUM.

ADDED MATERIAL NO'S
EC NO: USY2011-0520 2011/01/17
DRWN:SHARTINEZ 2011/01/17
CHKD:J.PAWLICKI 2011/01/17
APPR:KMONROE 2011/03/15
REV DESCRIPTION

QUALITY SYMBOLS: ▼=0 ⊽=0

GENERAL TOLERANCES (UNLESS SPECIFIED)

	mm	INCH
4 PLACES	± ---	± ---
3 PLACES	± ---	± ---
2 PLACES	± ---	± ---
1 PLACE	± ---	± ---
ANGULAR ± 1 °		

DRAFT WHERE APPLICABLE MUST REMAIN WITHIN DIMENSIONS

DIMENSION STYLE: MM ONLY
SCALE: 1.5:1
DESIGN UNITS: METRIC
THIRD ANGLE PROJECTION

DRAWN BY J.REEVES DATE 2008/08/27
CHECKED BY J.REEVES DATE 2008/08/27
APPROVED BY KMONROE DATE 2010/05/20

TITLE: LVDS CABLE ASSEMBLY MINI-B PLUG TO MINI-B PLUG, 2-WIRE, POL A-K

MOLEX INCORPORATED

MATERIAL NO. SEE CHART
DOCUMENT NO. SD-111041-1000
SHEET NO. 1 OF 1
SIZE D

THIS DRAWING CONTAINS INFORMATION THAT IS PROPRIETARY TO MOLEX INCORPORATED AND SHOULD NOT BE USED WITHOUT WRITTEN PERMISSION

tb_frame_D_P_AM_T
Rev. E 2006/04/15

Downloaded from Elcodis.com electronic components distributor