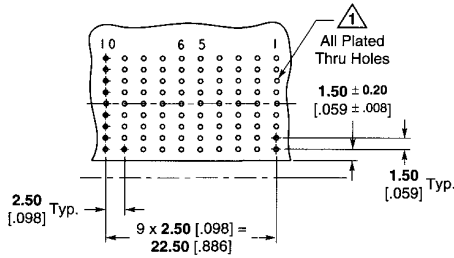
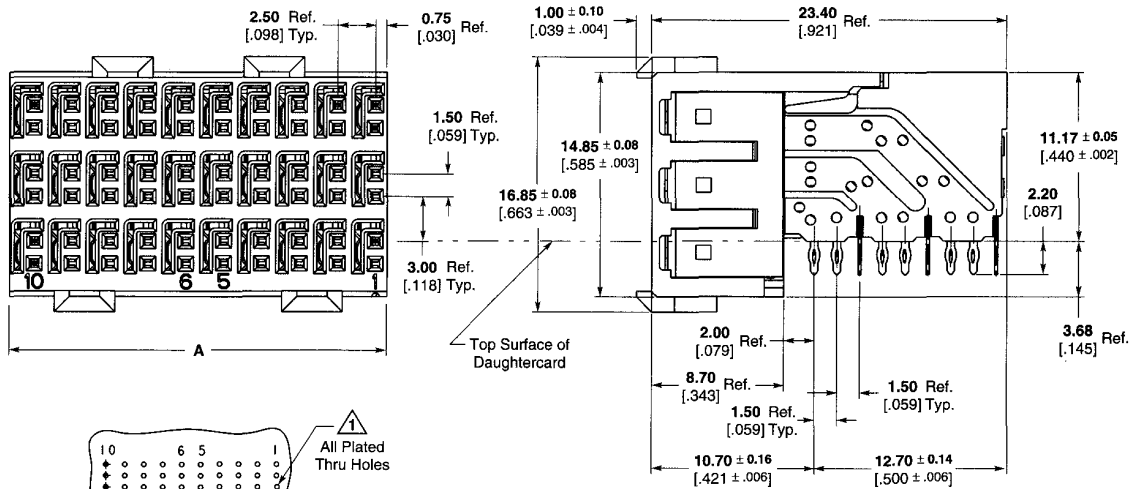


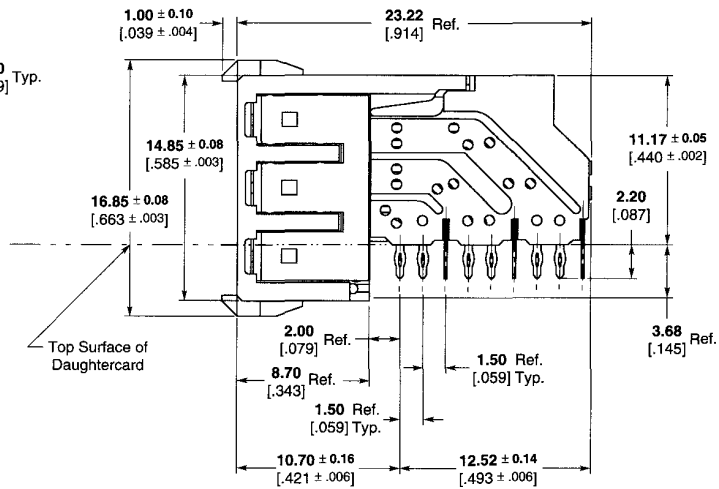
3 Pair Right Angle Receptacle Assemblies



Recommended PC Board Layout Daughter Board, Component Side Shown

- 1 PCB Hole Dim.
 Drilled Hole = 0.7000 ± 0.025 [.02756 ± .0010]
 Finished Hole = 0.60 ± 0.05 [.024 ± .002]
 Cu Thickness = 0.0375 ± 0.0125 [.00148 ± .00049]
 SnPb Thickness = 0.007 ± 0.003 [.0003 ± .0001]

Note: For finishes other than tin-lead, reference Application Specification 114-13059.



With Notch For PMC Applications

Part Number	Column Count	Module Length (Dim. A)	Signals	Grounds	Application Tooling ²		
					Insertion	Repair	
					Receptacle	Housing Removal	Chiclet Removal
1469081-1	10	25.00 .984	60	30	91376-1	1583224-1	1673952-1
1469514-1¹	10	25.00 .984	60	30	91376-1	1583224-1	1673952-1

¹ For CompactPCI and AdvancedTCA PMC Applications.

² See page 43 for Instruction Sheet Number.

CompactPCI is a trademark of PICMG-PCI Industrial Computer Mfg's. Group.