THIS DRAWING IS UNPUBLISHED. RELEASED FOR PUBLICATION -.-.-
© COPYRIGHT - BY TYCO ELECTRONICS CORPORATION. ALL RIGHTS RESERVED.

LOC	DIST
GP	00

REVISIONS

P	LTR	DESCRIPTION	DATE	DRN	APVD
	C	REVISED PER ECO-07-000077	14FEB07	CJV	SB
	C1	REVISED PER ECO-10-000443	18JAN10	KK	HMR

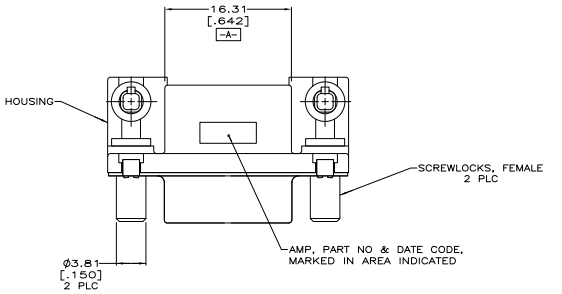

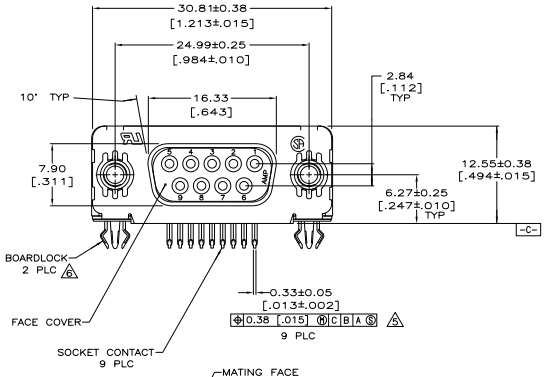

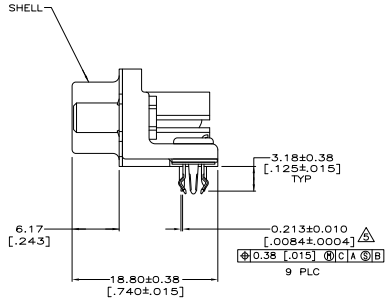

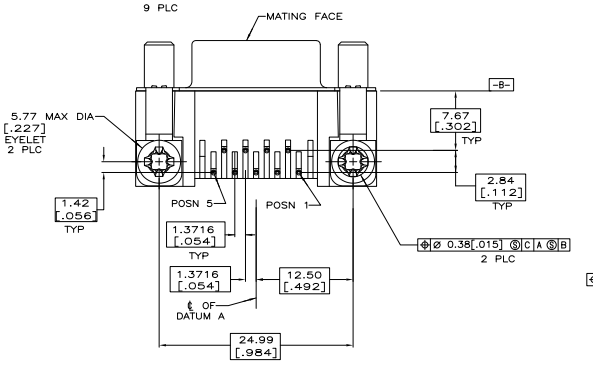

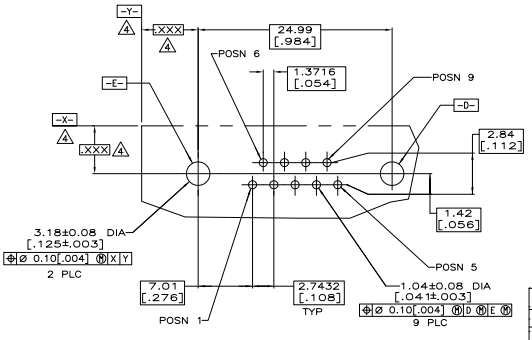

RECOMMENDED PC BOARD LAYOUT

1.57 [.062] PC BOARD THICKNESS

1. HOUSING & FACE COVER: NYLON, THERMOPLASTIC, UL 94V0 RATED, BLACK; SHELL: CARBON STEEL PER ASTM A109; SOCKET CONTACTS: PHOSPHOR BRONZE PER QQ-B-750; EYELETS: BRASS; SCREWLOCKS: ZINC; BOARDLOCKS: COPPER ALLOY.
2. SOCKET CONTACTS: GOLD PLATED FOR A LENGTH OF 1.27 [.050] MIN FROM MATING END, 0.76µm [.000030] MIN GOLD IN MATED AREA, 2.54µm[.000100] MIN TIN OR TIN-LEAD FOR A LENGTH OF 3.56[.140] MIN FROM OPPOSITE END, BOTH OVER 1.27µm[.000050] MIN NICKEL.
   EYELETS: 2.54µm [.000100] MIN TIN-LEAD OR TIN OVER COPPER FLASH.
   SHELL: 2.54µm [.000100] MIN TIN OVER 1.27µm [.000050] MIN COPPER.
   SCREWLOCKS: CLEAR CHROMATE.
   BOARDLOCKS: 3.81µm [.000150] MIN TIN-LEAD OVER 1.27µm [.000050] MIN NICKEL.
3. SOCKET CONTACTS: GOLD PLATED FOR A LENGTH OF 1.27 [.050] MIN FROM MATING END, GOLD FLASH IN MATED AREA, 2.54µm[.000100] MIN TIN OR TIN-LEAD FOR A LENGTH OF 3.56[.140] MIN FROM OPPOSITE END, BOTH OVER 1.27µm[.000050] MIN NICKEL.
   EYELETS: 2.54µm [.000100] MIN TIN-LEAD OR TIN OVER COPPER FLASH.
   SHELL: 2.54µm [.000100] MIN TIN OVER 1.27µm [.000050] MIN COPPER.
   SCREWLOCKS: CLEAR CHROMATE.
   BOARDLOCKS: 3.81µm [.000150] MIN TIN-LEAD OVER 1.27µm [.000050] MIN NICKEL.
4. DATUMS AND BASIC DIMENSIONS ESTABLISHED BY CUSTOMER.
5. POSITION TOLERANCE APPLIES AT CONTACT TIP.
6. BOARDLOCKS WILL ACCEPT .062 MAX PRINTED CIRCUIT BOARD THICKNESS.
7. COMPATIBLE WITH TYPICAL HIGH TEMPERATURE SOLDERING APPLICATIONS TO A MAXIMUM OF 225° C FOR A MAXIMUM DURATION OF 90 SECONDS. TEMPERATURE TO BE MEASURED ON CONNECTOR SURFACE.
8. SOCKET CONTACTS: GOLD PLATED FOR A LENGTH OF 1.27 [.050] MIN FROM MATING END, 0.76µm [.000030] MIN GOLD IN MATED AREA, 2.54µm[.000100] MIN TIN OR TIN-LEAD FOR A LENGTH OF 3.56[.140] MIN FROM OPPOSITE END, BOTH OVER 1.27µm[.000050] MIN NICKEL.
   EYELETS: 2.54µm [.000100] MIN TIN-LEAD OR TIN OVER COPPER FLASH.
   SHELL: 2.54µm [.000100] MIN TIN OVER 1.27µm [.000050] MIN COPPER.
   SCREWLOCKS: CLEAR CHROMATE.
   BOARDLOCKS: 3.81µm [.000150] MIN TIN OVER 1.27µm [.000050] MIN NICKEL.
9. SOCKET CONTACTS: GOLD PLATED FOR A LENGTH OF 1.27 [.050] MIN FROM MATING END, GOLD FLASH IN MATED AREA, 2.54µm[.000100] MIN TIN OR TIN-LEAD FOR A LENGTH OF 3.56[.140] MIN FROM OPPOSITE END, BOTH OVER 1.27µm[.000050] MIN NICKEL.
   EYELETS: 2.54µm [.000100] MIN TIN-LEAD OR TIN OVER COPPER FLASH.
   SHELL: 2.54µm [.000100] MIN TIN OVER 1.27µm [.000050] MIN COPPER.
   SCREWLOCKS: CLEAR CHROMATE.
   BOARDLOCKS: 3.81µm [.000150] MIN TIN OVER 1.27µm [.000050] MIN NICKEL.
10. OBSOLETE PARTS: OBSOLETE CIS STREAMLINING PER D.RENAUD/D.SINISI

10	OBSOLETE	–	9	~~6-788797-8~~
10	OBSOLETE	–	8	~~6-788797-7~~
	OBSOLETE	TUBE	2	788797-3
	SUP BY 5788797-2	–	3	788797-2
		–	2	788797-1
	PACKAGING	FINISH	PART NUMBER	

THIS DRAWING IS A CONTROLLED DOCUMENT.

DIMENSIONS: mm

TOLERANCE UNLESS OTHERWISE SPECIFIED: 0 PLC ± – ; 1 PLC ± 0.5 ; 2 PLC ± 0.13 [.005] ; 3 PLC ± – ; 4 PLC ± – ; ANGLES ± –

MATERIAL 1

FINISH SEE TABLE

DR D.BROCKWAY 09 MAR 00
CH J.KOPPENHEFFER 09 MAR 00
APV J.KOPPENHEFFER 09 MAR 00

PRODUCT SPEC 108-40025
APPLICATION SPEC 114-40010
WEIGHT –

Tyco Electronics Corporation
Harrisburg, PA 17105-3608

NAME RCPT ASSEMBLY, SIZE 1, .318 SERIES, WITH FRONT METAL SHELL, HIGH TEMPERATURE, AMPLIMITE™ HD-20

SIZE A1 CAGE CODE 00779 DRAWING NO C-788797 RESTRICTED TO –

CUSTOMER DRAWING SCALE 4:1 SHEET 1 OF 1 REV C1

AMP 4805 REV 31MM2000

Downloaded from Elcodis.com electronic components distributor