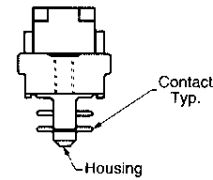
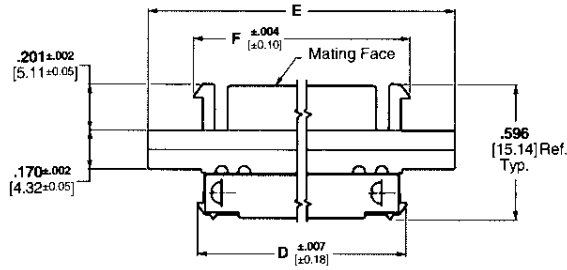
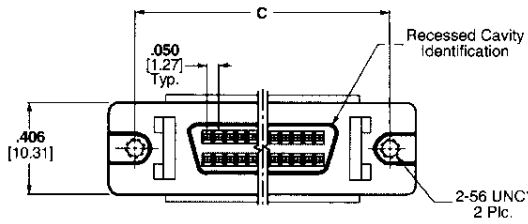



**AMPLIMITE .050 Series Panel Mount Receptacle Assemblies Without Rails, With Latch Blocks, Series III**

AMPLIMITE .050 Series Connectors, Series III



Note: Refer to Tyco Electronics Customer drawings and Application Spec for PCB & panel layouts.

**Materials:**

**Housing and Termination**

**Covers**—Thermoplastic, 94V-0 rated, black

**Shell**—Steel, plated bright nickel over copper

**Bracket**—Zinc, plated nickel over copper

**Contacts**—Phosphor bronze, duplex plated .000030 [0.00076] min. gold on mating end, bright tin-lead in termination area, all nickel underplated

**Recommended wire size**—

28 AWG [0.08-0.09mm<sup>2</sup>] or 30 AWG [0.05mm<sup>2</sup>], solid or 7 strand, with a .029-.036 [0.74-0.89] insulation diameter or .050 [1.27] centerline, 28 AWG [0.08-0.09mm<sup>2</sup>] stranded, PVC, flat ribbon cable.

**Technical Documents:**

**Product Specifications**—108-1228

**Application Specifications**—114-40029

No. of Pos.	Dimensions				Part Numbers		
	C	D	E	F	Connectors With Assembled Standard Termination Covers	Connectors With Unassembled Wire Lacing Termination Covers	
						.032-.036 [0.81-0.91] Outer Wire Dia.	.029-.031 [0.74-0.79] Outer Wire Dia.
50	1.830 46.48	1.629 41.38	2.065 52.45	1.665 42.29	749656-5	786862-5	1-786862-5
50	1.830 46.48	1.629 41.38	2.065 52.45	1.665 42.29	750640-1*	786865-5*	—
68	2.280 57.91	2.079 52.81	2.515 63.88	2.115 53.72	749656-7	—	—
120	3.580 90.93	3.379 85.83	3.815 96.90	3.415 86.74	1-749656-0	—	—

\*Part Numbers 750640-1 and 786865-5 have 4-40 threaded holes. All others have 2-56 threaded holes.

Note: For termination, cover closing and wire lacing tooling, see page 14.

For termination tooling other than wire lacing see pages 28,29.