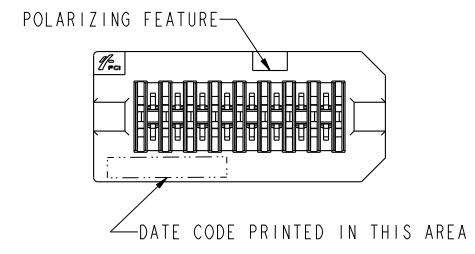
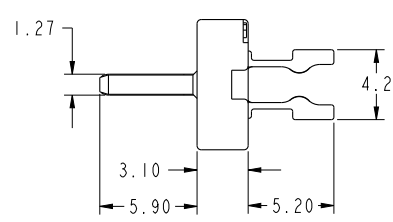
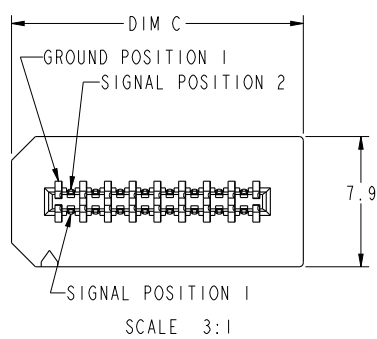
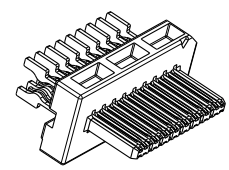
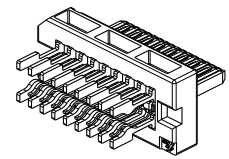
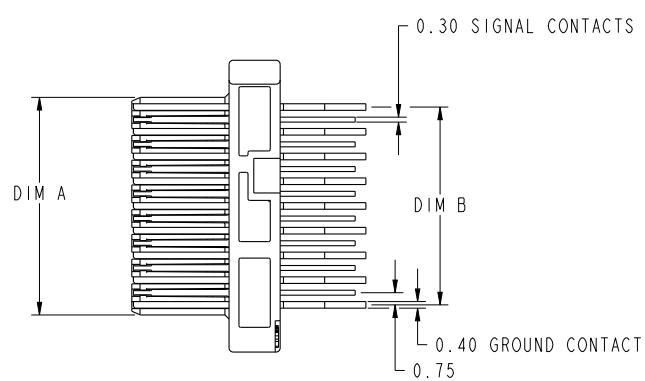


PRODUCT NUMBER	DIM A	DIM B	DIM C
58443-001 58443-001LF	13.2	12.0	17.7

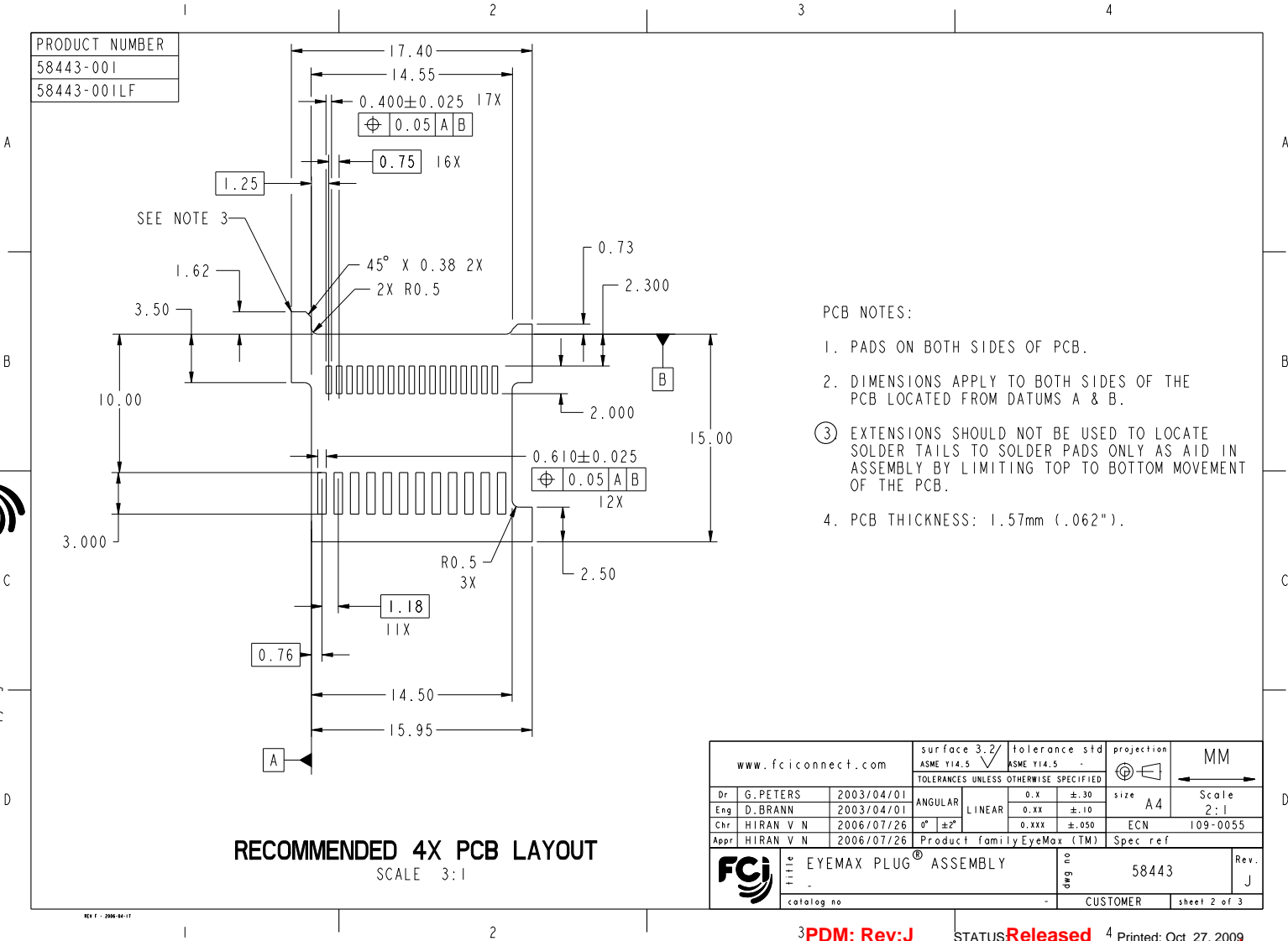


FCJ
Copyright FCJ.

www.fciconnect.com		surface 3.2 ASME Y14.5		tolerance std ASME Y14.5		projection MM		
TOLERANCES UNLESS OTHERWISE SPECIFIED								
Dr	G. PETERS	2003/04/01	ANGULAR	0.x	±.30	size	A4	
Eng	D. BRANN	2003/04/01	LINEAR	0.xx	±.10	Scale	2:1	
Chr	HIRAN V N	2006/07/26	0° ±2°	0.xxx	±.050	ECN	109-0055	
Appr	HIRAN V N	2006/07/26	Product family EyeMax (TM)		Spec ref			
rev	ecn no	dr	date	FCJ				Rev.
J	109-0055	RPK	2009/04/09	EYEMAX PLUG [®] ASSEMBLY				J
D	104-0016	DAI	2004-02-09	catalog no	CUSTOMER		sheet 1 of 3	
E	104-0484	DAI	2004-06-08	58443				
F	105-0064	TAB	2005-03-03					
G	105-0528	DAI	2005-06-30					
H	106-0123	HVN	2006/07/26					

REV F - 2004-04-17

PRODUCT NUMBER
58443-001
58443-001LF



- PCB NOTES:
1. PADS ON BOTH SIDES OF PCB.
 2. DIMENSIONS APPLY TO BOTH SIDES OF THE PCB LOCATED FROM DATUMS A & B.
 3. EXTENSIONS SHOULD NOT BE USED TO LOCATE SOLDER TAILS TO SOLDER PADS ONLY AS AID IN ASSEMBLY BY LIMITING TOP TO BOTTOM MOVEMENT OF THE PCB.
 4. PCB THICKNESS: 1.57mm (.062").

RECOMMENDED 4X PCB LAYOUT
SCALE 3:1

www.fciconnect.com		surface 3.2/ ASME Y14.5	tolerance std ASME Y14.5	projection MM
TOLERANCES UNLESS OTHERWISE SPECIFIED				
Dr G. PETERS	2003/04/01	ANGULAR	0.x ±.30	size A4
Eng D. BRANN	2003/04/01	LINEAR	0.xx ±.10	Scale 2:1
Chr HIRAN V N	2006/07/26	0° ±2°	0.xxx ±.050	ECN 109-0055
Appr HIRAN V N	2006/07/26	Product family EyeMax (TM)		Spec ref
FCJ EYEMAX PLUG® ASSEMBLY		eng no	58443	Rev. J
catalog no		CUSTOMER		sheet 2 of 3

CONNECTOR NOTES:

1. MATERIAL: HOUSING, HIGH TEMPERATURE THERMOPLASTIC, UL 94V-0 RATED, SUITABLE FOR REFLOW SOLDERING. CONTACTS: COPPER ALLOY.
2. PLATING: GOLD OVER NICKEL IN CONTACT AREA AND TIN-LEAD ON SOLDER TAILS UNLESS PART NUMBER ENDS IN LF LEAD FREE SOLDER TAIL PLATING 2 μ m (80 μ ") MIN MATTE TIN OVER 1.27 μ m (50 μ ") MIN NICKEL UNDERPLATE
3. PRODUCT SPECIFICATION GS-12-209.
4. PACKAGING SPECIFICATION GS-14-794. PACKAGING OF LEAD FREE PRODUCTS MEETS LABELING AND PACKAGING SPECIFICATION GS-14-920.
5. APPLICATION SPECIFICATION GS-20-026 FOR PADDLE CARD AND CABLE TERMINATION DETAIL.
6. MATES WITH LATCH-STYLE RECEPTACLE 58368, 58369 (4X), OR THUMBSCREW STYLE 10009629 (4X).
7. PLUG ALSO AVAILABLE WITH PCB ATTACHED. WITH UNEQUALIZED PCB 58638 OR EQUALIZED 4X 10026692 .
8. PLUG CAN BE PURCHASED AS PART OF A KIT THAT INCLUDES THE BACKSHELLS AND CABLE COLLARS. FOR 4X, 58441 FOR LATCH-STYLE PLUG KITS OR 10013923 FOR THUMBSCREW PLUG KITS.
9. IF LEAD FREE PART NUMBER, THE HOUSING WILL WITHSTAND EXPOSURE TO 260°C PEAK TEMPERATURE FOR 10 SECONDS IN A WAVE SOLDER APPLICATION WITH A 1.60mm MIN THICK CIRCUIT BOARD.
10. LEAD FREE PRODUCTS MEET EUROPEAN UNION DIRECTIVES AND OTHER COUNTRY REGULATIONS AS DESCRIBED IN GS-22-008.

www.fciconnect.com		surface 3.2/ ASME Y14.5	tolerance std ASME Y14.5	projection Ⓢ	MM
TOLERANCES UNLESS OTHERWISE SPECIFIED					
Dr	G.PETERS	2003/04/01	ANGULAR	LINEAR	0.x ±.30
Eng	D.BRANN	2003/04/01			0.xx ±.10
Chr	HIRAN V N	2006/07/26	0° ±2°		0.xxx ±.050
Appr	HIRAN V N	2006/07/26	Product family EyeMax (TM)		ECN 109-0055
FCJ		EYEMAX PLUG® ASSEMBLY		eng no	58443
-		-		CUSTOMER	sheet 3 of 3
-		-		Rev.	J

REV F - 2004-04-07

3 PDM: Rev:J

4 STATUS Released Printed: Oct 27, 2009



Copyright FCJ.