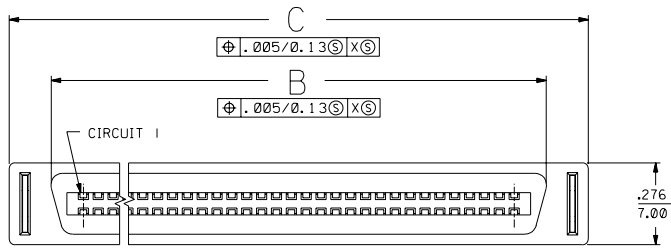


13 12 11 10 9 8 7 6 71660 4 3 2 1

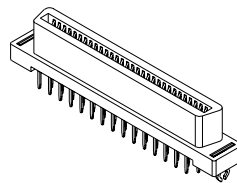
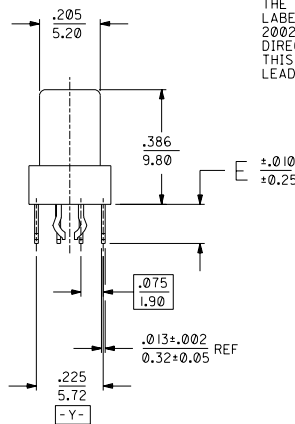
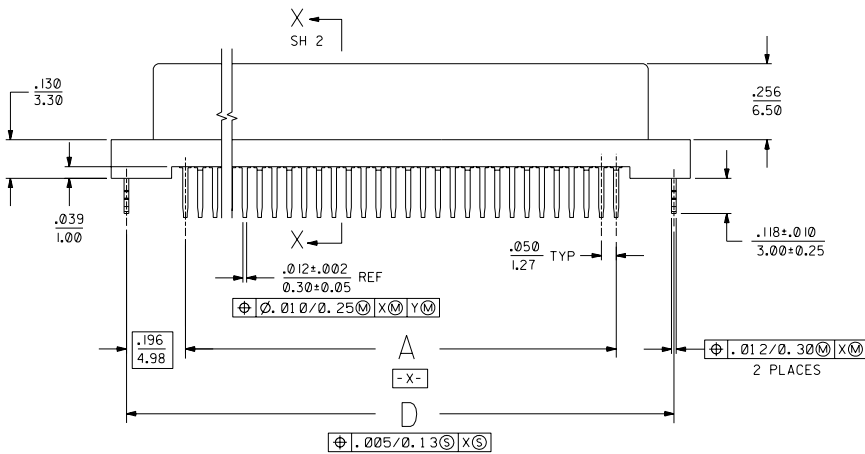


NOTES:

- 1) MATERIALS:
HOUSING- LCP, GLASS FILLED, 94V-0, BLACK.
TERMINALS- COPPER ALLOY
METAL PEGS- COPPER ALLOY
 - 2) PLATING:
.000030 INCHES MINIMUM GOLD IN SELECTIVE CONTACT AREA
OVER .000050-.000100 INCHES NICKEL IN CONTACT AREA.
.000100-.000200 INCHES TIN IN SOLDER TAIL AREA.
 - 3) ASSEMBLY MATES WITH MOLEX P/N SDA-71661-****,
CONFORMS TO PRODUCT SPECIFICATION PS-71660.
- ⚠️ RECOMMENDED P.C. BOARD THICKNESS IS .062 (1.6).
- ⚠️ CONNECTOR WILL ACCEPT MATING TO A P.C. BOARD WITH
A THICKNESS OF .062±.003.

NOTE FOR LEAD FREE CONVERSION:

THE PRIMARY SHIPPING CARTON WILL BE
LABELED "COMPLIANT TO ROHS DIRECTIVE
2002/95/EC AND ELY ANNEX II OF
DIRECTIVE 2000/53/EC". CARTONS WITHOUT
THIS LABEL MAY CONTAIN PRODUCT WITH
LEAD.

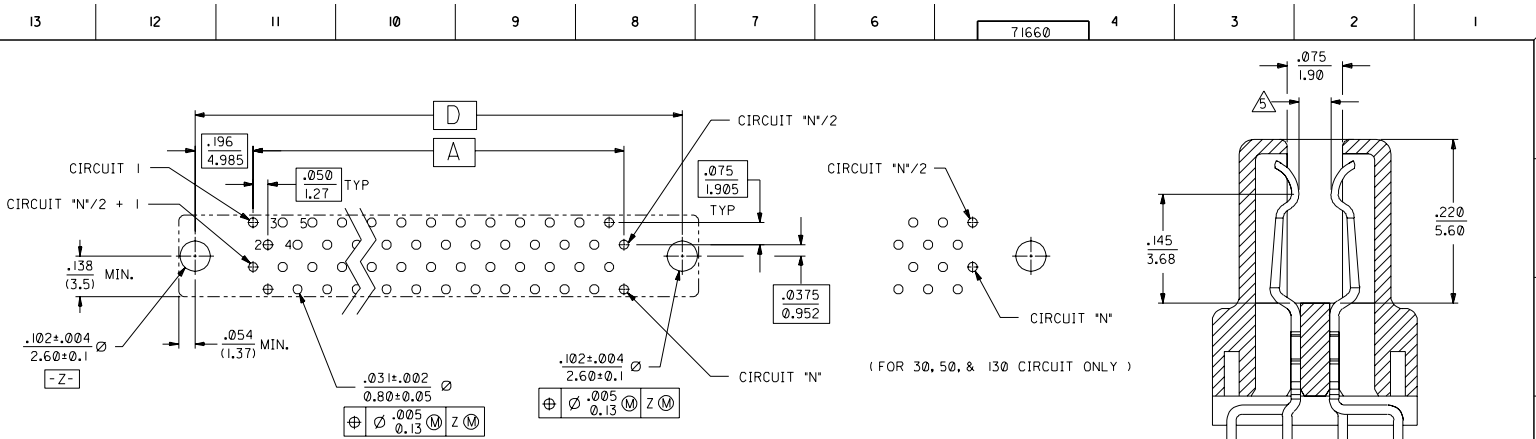


60 CIRCUIT ASSEMBLY SHOWN
SCALE 2:1

F	LEAD FREE CONV ECN U6004-2036 RKADAMS 04/04/23
E	REVISED ECN UBT 2000-1231 ACHAMMER 08/06/07
D	REVISED PER ECN U60641 11-29-95 DRS
C	REVISED PER ECN U40506 4-15-94 RAN
B	REVISED PER ECN U31755 12-3-93 RAN
A	INITIAL RELEASE PER ECN U30874 5-18-93 RAN

DIMENSIONS SHOWN (METRIC) INCH		REVISIONS	
UNLESS OTHERWISE SPECIFIED TOLERANCES ANGULAR ± 1/2°		MFG.	REV.
INCH METRIC		SH.	LTR.
2 PLACE ± .0005	---	1	D
1 PLACE ± .01 ± 0.13	---	1	F
1 PLACE --- ± 0.25	---		
DRAFT WHERE APPLICABLE MUST REMAIN WITHIN DIMENSIONS		REVISE ONLY ON CAD SYSTEM	
PART NO. SDA-71660-9***		DATE 4/23/93	
SEE TABLE		SHEET NO. 1 OF 2	
DRG. BY: CAB	CHKD. BY: RAN	FILE NAME: S71660X9	NO. DRAWING CONTAINS INFORMATION THAT IS PROPRIETARY TO MOLEX INC. AND SHOULD NOT BE USED WITHOUT WRITTEN PERMISSION.
APP'D. BY:	SCALE: 4:1	DRG. NO.:	DRG. SIZE: C C

13 12 11 10 9 8 7 6 5 4 3 2 1



RECOMMENDED PC BOARD LAYOUT
COMPONENT SIDE

(FOR 40,60,68,80,100, & 120 CIRCUIT ONLY)

SECTION X-X
SCALE - 10:1

.110 (2.79)	3.592 (91.25)	3.699 (93.95)	3.418 (86.82)	3.200 (81.28)	130	71660-9430
.110 (2.79)	3.342 (84.90)	3.449 (87.60)	3.168 (80.47)	2.950 (74.93)	120	71660-9420
.110 (2.79)	2.842 (72.20)	2.949 (74.90)	2.668 (67.77)	2.450 (62.23)	100	71660-9400
.110 (2.79)	2.342 (59.50)	2.449 (62.20)	2.168 (55.07)	1.950 (49.53)	80	71660-9380
.110 (2.79)	2.042 (51.88)	2.149 (54.58)	1.868 (47.45)	1.650 (41.91)	68	71660-9368
.110 (2.79)	1.842 (46.80)	1.949 (49.50)	1.668 (42.37)	1.450 (36.83)	60	71660-9360
.110 (2.79)	1.592 (40.45)	1.699 (43.15)	1.418 (36.02)	1.200 (30.48)	50	71660-9350
.110 (2.79)	1.342 (34.10)	1.449 (36.80)	1.168 (29.67)	.950 (24.13)	40	71660-9340
.110 (2.79)	1.092 (27.75)	1.199 (30.45)	.918 (23.32)	.700 (17.78)	30	71660-9330
.134 (3.40)	3.592 (91.25)	3.699 (93.95)	3.418 (86.82)	3.200 (81.28)	130	71660-9130
.134 (3.40)	3.342 (84.90)	3.449 (87.60)	3.168 (80.47)	2.950 (74.93)	120	71660-9120
.134 (3.40)	2.842 (72.20)	2.949 (74.90)	2.668 (67.77)	2.450 (62.23)	100	71660-9100
.134 (3.40)	2.342 (59.50)	2.449 (62.20)	2.168 (55.07)	1.950 (49.53)	80	71660-9080
.134 (3.40)	2.042 (51.88)	2.149 (54.58)	1.868 (47.45)	1.650 (41.91)	68	71660-9068
.134 (3.40)	1.842 (46.80)	1.949 (49.50)	1.668 (42.37)	1.450 (36.83)	60	71660-9060
.134 (3.40)	1.592 (40.45)	1.699 (43.15)	1.418 (36.02)	1.200 (30.48)	50	71660-9050
.134 (3.40)	1.342 (34.10)	1.449 (36.80)	1.168 (29.67)	.950 (24.13)	40	71660-9040
.134 (3.40)	1.092 (27.75)	1.199 (30.45)	.918 (23.32)	.700 (17.78)	30	71660-9030

E	D	C	B	A	CKT ("N")	ITEM NUMBER
---	---	---	---	---	-----------	-------------

D	SEE SHEET I
C	SEE SHEET I

MFG.	SHL.	REV.	LTR.	REVISIONS
REVISE ONLY ON CAD SYSTEM				
DIMENSIONS SHOWN METRIC INCH UNLESS OTHERWISE SPECIFIED TOLERANCES ANGULAR 1/2°				
TITLE: SALES ASSEMBLY EBBI 500 VERTICAL RCPT W/O CENTER BOARD LOCK & POLAR PEG				
MOLEX INCORPORATED 135EJLL 68532				
PART NO. SDA-71660-9*** DRWG. NO.				
SEE TABLE				
DRWG. BY: RAN	CHK'D. BY: RAN	FILE NAME: 571660X9	THIS DRAWING CONTAINS INFORMATION THAT IS PROPRIETARY TO MOLEX INC. AND SHOULD NOT BE USED WITHOUT WRITTEN PERMISSION.	DRW. SIZE: C C
APP'D. BY: CAB	SCALE: 4:1			