


FOR BOARD-TO-BOARD CONNECTION

240 SERIES (LOW-PROFILE STACKING)

■ FEATURES

- The connectors can connect boards in parallel (stacking) at intervals of 8 mm (0.31 in.) to 14 mm (0.55 in.) for various applications.
- Connectors with ten different numbers of contacts are available for various purposes: 20 to 100 in steps of ten and 120.
- Connectors are surface mount compatible.
- 1.27 mm (0.050 in.) pitch contact arrangement in two rows enables high-density mounting. Tails are spaced in a four-row staggered arrangement (2.54 mm × 1.905 mm) (0.100 in. × 0.075 in.) for easy patterning on PC boards.
- Bellows contacts ensure stable contact preventing pins from bending. The bellows contacts also have excellent stability with repeated insertion and extraction.



■ SPECIFICATIONS

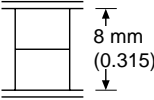
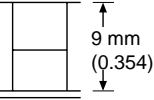
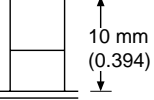
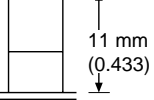
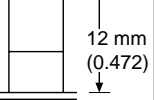
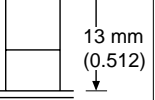
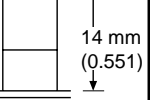
| Item | Specifications |
|------------------------------|----------------------------|
| Operating temperature range | -55°C to +105°C |
| Current rating | DC 1 A |
| Voltage rating | AC 250 V |
| Contact resistance | 35 mΩ max. (DC 6 V, 0.1 A) |
| Insulation resistance | 1000 MΩ min. (DC 500 V) |
| Dielectric withstand voltage | AC 750 V for 1 minute |

■ MATERIALS

| Item | Materials | |
|-----------|-------------------------|----------------------|
| Insulator | Polyamide resin (94V-0) | |
| Conductor | Copper alloy | |
| Plating | Contact | Gold plating (PAGOS) |
| | Terminal | Palladium plating |

240 Series (Low-Profile Stacking)

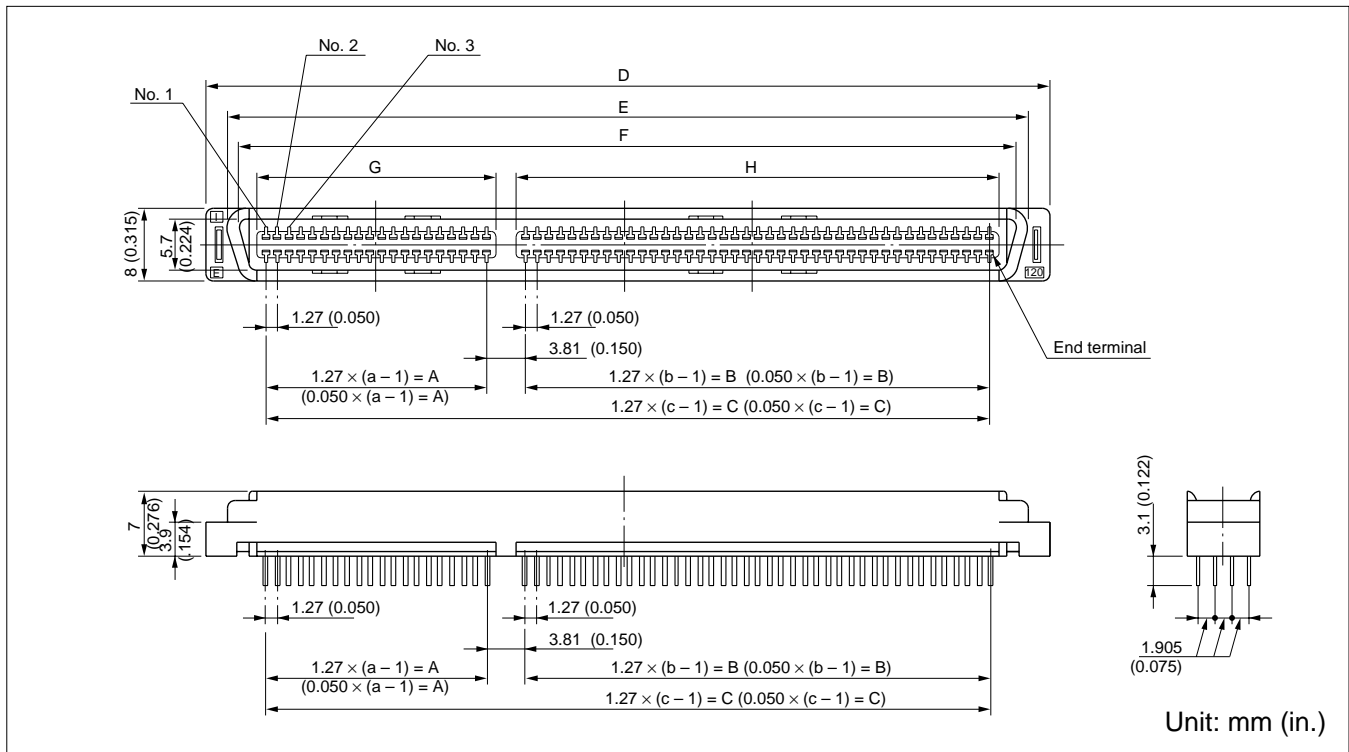
■ STACKING SPECIFICATIONS

| Board interval (mm (in.)) | | 8 | 9 | 10 | 11* | 12 | 13 | 14 |
|------------------------------|--------|--|---|--|--|---|--|--|
| Mounting dimensions | |  8 mm (0.315) |  9 mm (0.354) |  10 mm (0.394) |  11 mm (0.433) |  12 mm (0.472) |  13 mm (0.512) |  14 mm (0.551) |
| Part number | Plug | FCN-244Mxxx-G/0 Note: This plug is used for all dimensions. (Plug with a board lock: FCN-244Mxxx-G/A) | | | | | | |
| | Socket | FCN-244Fxxx-G/0 FCN-244Fxxx-G/A | FCN-244Fxxx-G/1 FCN-244Fxxx-G/B | FCN-244Fxxx-G/2 FCN-244Fxxx-G/C | FCN-244Fxxx-G/3 FCN-244Fxxx-G/D | FCN-244Fxxx-G/4 FCN-244Fxxx-G/E | FCN-244Fxxx-G/5 FCN-244Fxxx-G/F | FCN-244Fxxx-G/6 FCN-244Fxxx-G/G |

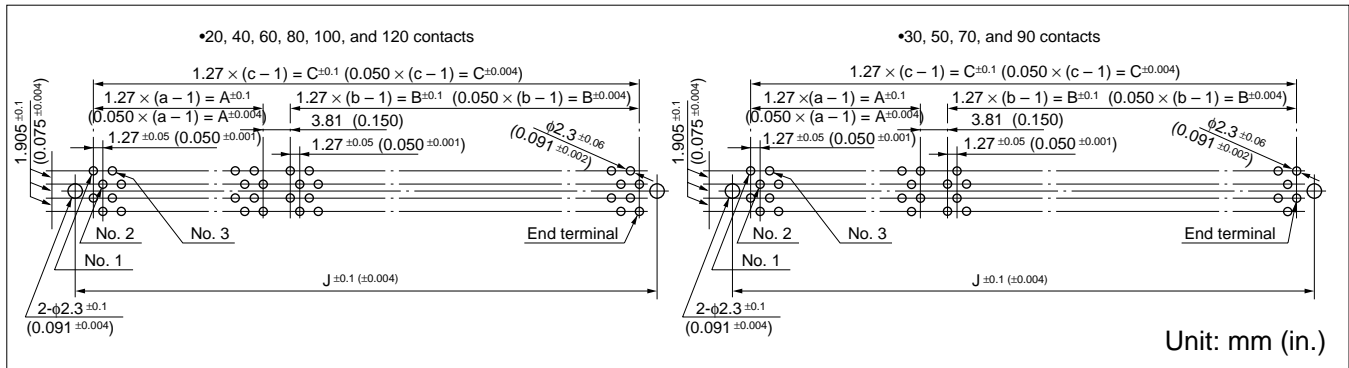
240 Series (Low-Profile Stacking)

STRAIGHT PLUG

■ DIMENSIONS



■ MOUNTING HOLE LAYOUT (COMPONENT SIDE)



Connectors without a board lock do not require the mounting holes of 2-φ2.3 mm (0.091 in.) at both ends.

■ PART NUMBERS AND DIMENSIONS

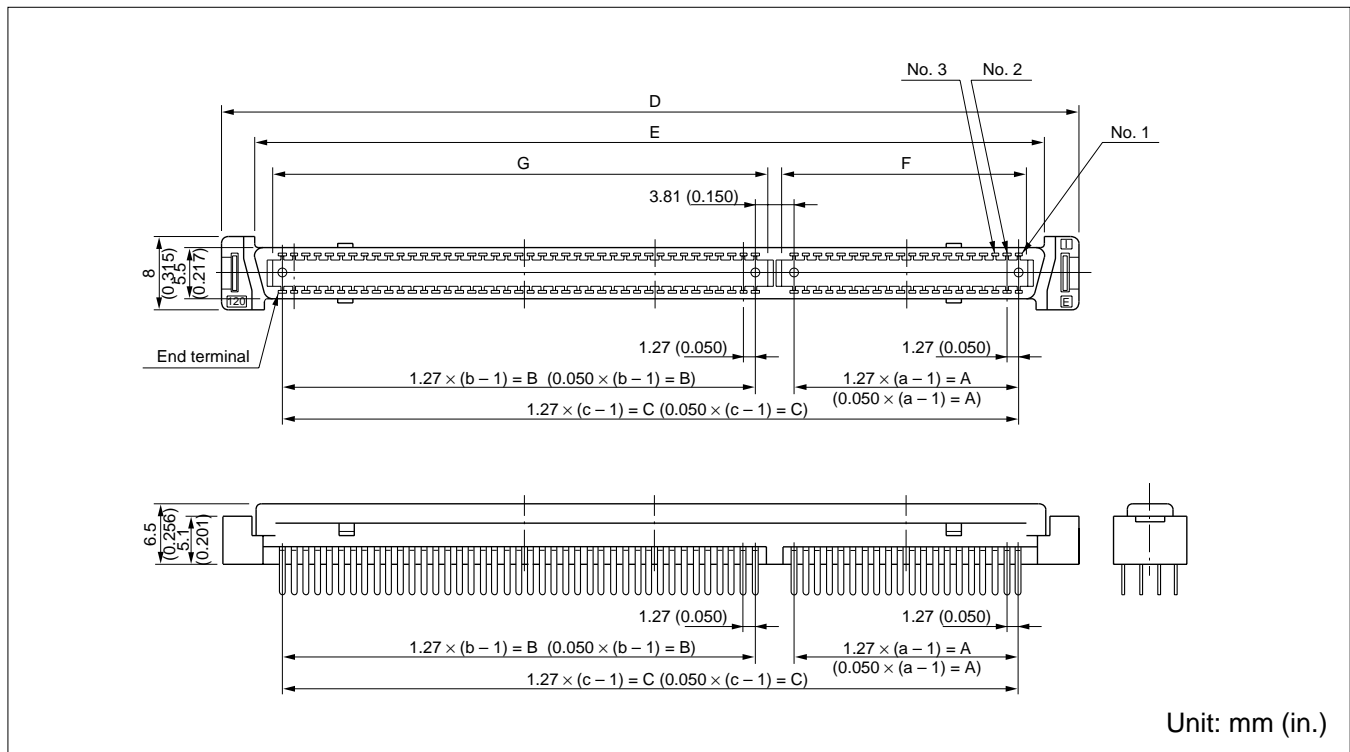
| Number of contacts | Part number | Dimensions: mm (in.) | | | | | | | | | | | |
|--------------------|-----------------|----------------------|--------------|-----------|--------------|-----------|--------------|--------------|--------------|--------------|--------------|--------------|--------------|
| | | a | A | b | B | c | C | D | E | F | G | H | J |
| 20 | FCN-244M020-G/0 | — | — | — | — | 10(0.394) | 11.43(0.450) | 24.05(0.947) | 19.27(0.759) | 17.27(0.679) | 13.43(0.680) | — | 21.40(0.843) |
| 30 | FCN-244M030-G/0 | — | — | — | — | 15(0.591) | 17.78(0.700) | 30.40(1.197) | 25.62(1.009) | 23.62(0.929) | 19.78(0.930) | — | 27.75(1.093) |
| 40 | FCN-244M040-G/0 | — | — | — | — | 20(0.787) | 24.13(0.950) | 36.75(1.447) | 31.97(1.259) | 29.97(1.179) | 26.13(1.180) | — | 34.10(1.343) |
| 50 | FCN-244M050-G/0 | — | — | — | — | 25(0.984) | 30.48(1.200) | 43.10(1.697) | 38.32(1.509) | 36.32(1.429) | 32.48(1.430) | — | 40.45(1.593) |
| 60 | FCN-244M060-G/0 | — | — | — | — | 30(1.181) | 36.83(1.450) | 49.45(1.947) | 44.67(1.759) | 42.67(1.679) | 38.83(1.680) | — | 46.80(1.845) |
| 70 | FCN-244M070-G/0 | — | — | — | — | 35(1.378) | 43.18(1.700) | 55.80(2.197) | 51.02(2.009) | 49.02(1.929) | 45.18(1.930) | — | 53.15(2.093) |
| 80 | FCN-244M080-G/0 | — | — | — | — | 40(1.575) | 49.53(1.950) | 62.15(2.447) | 57.37(2.259) | 55.37(2.179) | 51.53(2.180) | — | 59.50(2.343) |
| 90 | FCN-244M090-G/0 | — | — | — | — | 45(1.772) | 55.88(2.200) | 68.50(2.697) | 63.15(2.517) | 61.62(2.425) | 57.88(2.426) | — | 65.85(2.593) |
| 100 | FCN-244M100-G/0 | — | — | — | — | 50(1.969) | 62.23(2.450) | 74.85(2.947) | 70.07(2.759) | 68.07(2.679) | 64.23(2.680) | — | 72.20(2.843) |
| 120 | FCN-244M120-G/0 | 20(0.787) | 24.13(0.950) | 40(1.575) | 49.53(1.950) | — | 77.47(3.050) | 90.09(3.547) | 85.31(3.359) | 83.31(3.279) | 25.93(3.280) | 51.33(2.021) | 87.44(3.443) |

Connectors with board lock brackets are also available. Specify a part number by replacing -G/0 at the end with -G/A.

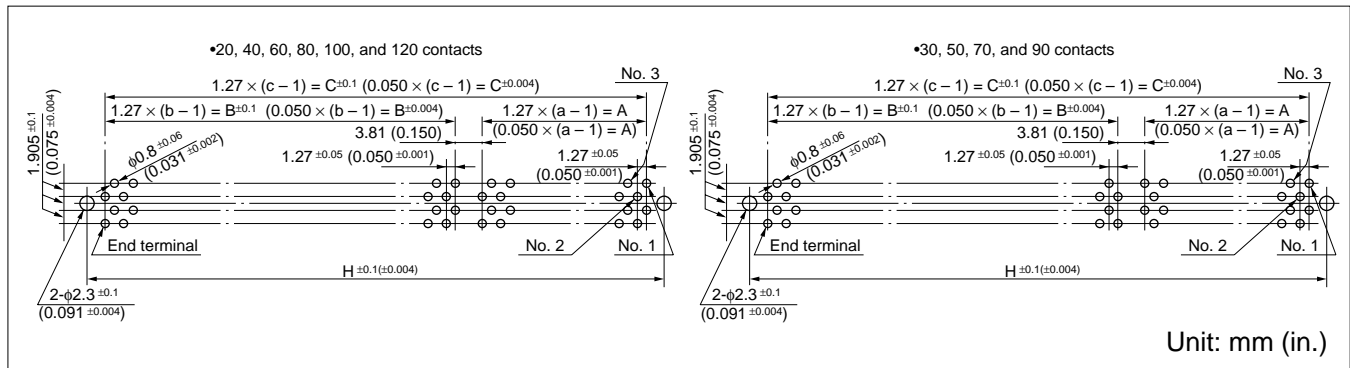
240 Series (Low-Profile Stacking)

STRAIGHT SOCKET [FOR BOARD INTERVAL OF 9 MM (0.354 IN.)]

■ DIMENSIONS



■ MOUNTING HOLE LAYOUT (COMPONENT SIDE)



Connectors without a board lock do not require the mounting holes of 2-φ2.3 mm (0.091 in.) at both ends.

■ PART NUMBERS AND DIMENSIONS

| Number of contacts | Part number | Dimensions: mm (in.) | | | | | | | | | | |
|--------------------|-----------------|----------------------|--------------|-----------|--------------|-----------|--------------|--------------|--------------|--------------|--------------|--------------|
| | | a | A | b | B | c | C | D | E | F | G | H |
| 20 | FCN-244F020-G/1 | — | — | — | — | 10(0.394) | 11.43(0.450) | 24.05(0.947) | 16.77(0.759) | 13.43(0.680) | — | 21.40(0.843) |
| 30 | FCN-244F030-G/1 | — | — | — | — | 15(0.591) | 17.78(0.700) | 30.40(1.197) | 23.12(1.009) | 19.78(0.930) | — | 27.75(1.093) |
| 40 | FCN-244F040-G/1 | — | — | — | — | 20(0.787) | 24.13(0.950) | 36.75(1.447) | 29.47(1.259) | 26.13(1.180) | — | 34.10(1.343) |
| 50 | FCN-244F050-G/1 | — | — | — | — | 25(0.984) | 30.48(1.200) | 43.10(1.697) | 35.82(1.509) | 32.48(1.430) | — | 40.45(1.593) |
| 60 | FCN-244F060-G/1 | — | — | — | — | 30(1.181) | 36.83(1.450) | 49.45(1.947) | 42.17(1.759) | 38.83(1.680) | — | 46.80(1.845) |
| 70 | FCN-244F070-G/1 | — | — | — | — | 35(1.378) | 43.18(1.700) | 55.80(2.197) | 48.52(2.009) | 45.18(1.930) | — | 53.15(2.093) |
| 80 | FCN-244F080-G/1 | — | — | — | — | 40(1.575) | 49.53(1.950) | 62.15(2.447) | 54.87(2.259) | 51.53(2.180) | — | 59.50(2.343) |
| 90 | FCN-244F090-G/1 | — | — | — | — | 45(1.772) | 55.88(2.200) | 68.50(2.697) | 61.22(2.759) | 57.88(2.426) | — | 65.85(2.593) |
| 100 | FCN-244F100-G/1 | — | — | — | — | 50(1.969) | 62.23(2.450) | 74.85(2.947) | 67.57(2.759) | 64.23(2.680) | — | 72.20(2.843) |
| 120 | FCN-244F120-G/1 | 20(0.787) | 24.13(0.950) | 40(1.575) | 49.53(1.950) | — | 77.47(3.050) | 90.09(3.547) | 82.81(3.359) | 25.93(3.280) | 51.53(2.021) | 87.44(3.443) |

Connectors with board lock brackets are also available. Specify a part number by replacing -G/1 at the end with -G/B.

240 Series (Low-Profile Stacking)

Fujitsu Components International Headquarter Offices

Japan

Fujitsu Component Limited
Gotanda-Chuo Building
3-5, Higashigotanda 2-chome, Shinagawa-ku
Tokyo 141, Japan
Tel: (81-3) 5449-7010
Fax: (81-3) 5449-2626
Email: promothq@ft.ed.fujitsu.com
Web: www.fcl.fujitsu.com

North and South America

Fujitsu Components America, Inc.
250 E. Caribbean Drive
Sunnyvale, CA 94089 U.S.A.
Tel: (1-408) 745-4900
Fax: (1-408) 745-4970
Email: marcom@fcai.fujitsu.com
Web: www.fcai.fujitsu.com

Europe

Fujitsu Components Europe B.V.
Diamantlaan 25
2132 WV Hoofddorp
Netherlands
Tel: (31-23) 5560910
Fax: (31-23) 5560950
Email: info.marketing@fceu.fujitsu.com
Web: www.fceu.fujitsu.com

Asia Pacific

Fujitsu Components Asia Ltd.
102E Pasir Panjang Road
#04-01 Citilink Warehouse Complex
Singapore 118529
Tel: (65) 375-8560
Fax: (65) 273-3021
Email: fcal@fcal.fujitsu.com
www.fcal.fujitsu.com

© 2001 Fujitsu Components America, Inc. All company and product names are trademarks or registered trademarks of their respective owners. Rev. 09/2001