

3M™ D Ribbon Wiremount Plug

Molded Shell

3000 Series



- Accepts 26-28 AWG wire
- Accepts .050 inch round, flat or jacketed cable
- Low profile
- Flexible design offers various mounting applications
- Contact design efficiency enables multiple insertion/withdrawals
- Optional bail mount kit available
- RoHS* compliant

Date Modified: January 9, 2007

TS-0819-08
Sheet 1 of 3

Physical

Insulation

Material: Glass Filled Polyester (PBT)

Flammability: UL 94V-0

Color: Gray

Contact

Material: Copper Alloy

Plating:

Underplating: 100 μ " [2.54 μ m] Nickel

Wiping Area: 30 μ " [0.76 μ m] Gold

Strain Relief

Material: Stainless Steel - 0.012 [0.30] Thick

Wire Accommodation: 26 and 28 AWG Solid or Stranded

Marking: 3M Logo, Part Number Identification, Position 1

Electrical

Current Rating: 1 A

Insulation Resistance: $> 1 \times 10^9 \Omega$ at 500 V_{DC}

Withstanding Voltage: 1000 V_{rms} at Sea Level

Environmental

Temperature Rating: -55°C to +105°C

"RoHS compliant" means that the product or part does not contain any of the following substances in excess of the following maximum concentration values in any homogeneous material, unless the substance is in an application that is exempt under RoHS: (a) 0.1% (by weight) for lead, mercury, hexavalent chromium, polybrominated biphenyls or polybrominated diphenyl ethers; or (b) 0.01% (by weight) for cadmium. Unless otherwise stated by 3M in writing, this information represents 3M's knowledge and belief based upon information provided by third party suppliers to 3M.

UL File No.: E68080

3M
Interconnect Solutions
<http://www.3M.com/interconnects/>

3M is a trademark of 3M Company.
For technical, sales or ordering information call
800-225-5373

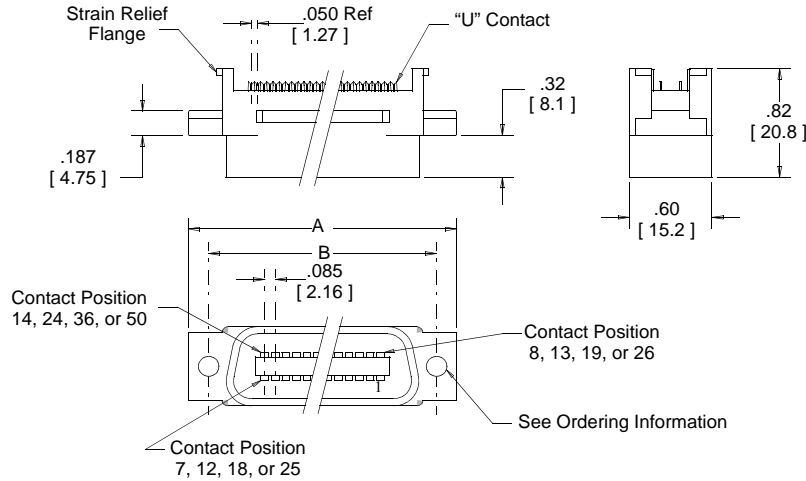
3M™ D Ribbon Wiremount Plug

Molded Shell

3000 Series

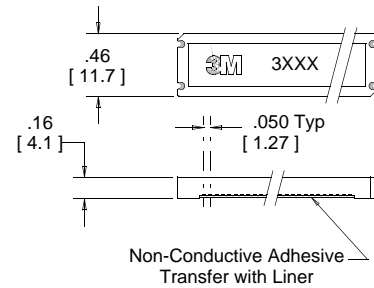
Contact Quantity	3M Part Number	Dimension		
		A	B	C
14	3572	1.75 [44.5]	1.42 [36.0]	1.28 [32.5]
24	3548	2.17 [55.1]	1.84 [46.8]	1.70 [43.2]
36	3366	2.68 [68.1]	2.35 [59.7]	2.21 [56.1]
50	3564	3.27 [83.1]	2.95 [74.8]	2.81 [71.4]

Standard Body

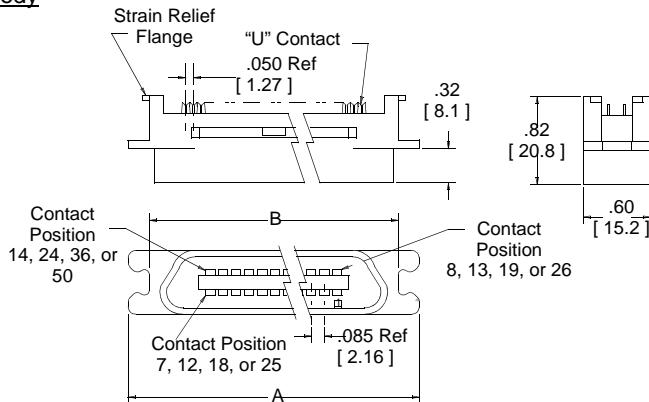


Contact Quantity	Series	Dimensions		
		A	B	C
14	3572	1.58 [40.1]	1.20 [30.5]	1.28 [32.5]
24	3548	2.01 [51.1]	1.63 [41.4]	1.70 [43.2]
36	3366	2.52 [64.0]	2.14 [54.4]	2.21 [56.1]
50	3564	3.11 [79.0]	2.73 [69.3]	2.81 [71.4]

Cover



Bailmount Body



Inch
[mm]

Tolerance Unless Noted			
	.0	.00	.000
inch	±.1	±.01	±.005

[] Dimensions for Reference Only

Ordering Information Connector XXXX-100X

Series See Table
0 = .158 [4.01] Dia Hole
1 = Bailmount
2 = #4-40 UNC Insert

Strain Relief (Order Separately) 3448-XX

60 = 14 Position
61 = 24 Position
62 = 36 Position
63 = 50 Position

Optional 3475-X Bail Mount Kit (Order Separately) See TS-0142

For recommended 3M™ Mating Connectors refer to TS-2203.

Assembly tools: 3M™ Press, 3640 (or equivalent) ; 3M™ Locator Plate, 3443-58; 3M™ Platen, 3442-9

TS-0819-08
Sheet 2 of 3

3M™ D Ribbon Wiremount Plug

Molded Shell

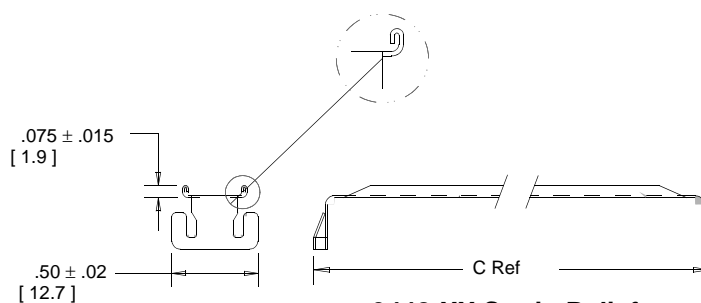
3000 Series



Notes:

For rear mounting of connector with IEEE-488 Type 3M Jack Socket 3341-3, use .098" [2.49 mm] R.

Contact Quantity	3M Part Number	Mounting Method	Dimension "D"
14	3572	Front	1.315 [33.41]
36	3366	Front	1.740 [44.20]
50	3564	Front	2.250 [57.16]
14	3572	Rear	2.845 [72.26]
24	3548	Rear	1.160 [29.46]
36	3366	Rear	1.585 [53.21]
50	3564	Rear	2.690 [68.33]



3448-XX Strain Relief
Material: Stainless Steel
(Order Separately)

TS-0819-08
 Sheet 3 of 3

Important Notice

All statements, technical information, and recommendations related to 3M's products are based on information believed to be reliable, but the accuracy or completeness is not guaranteed. Before using this product, you must evaluate it and determine if it is suitable for your intended application. You assume all risks and liability associated with such use. Any statements related to the product which are not contained in 3M's current publications, or any contrary statements contained on your purchase order shall have no force or effect unless expressly agreed upon, in writing, by an authorized officer of 3M.

3M

3M Electronics

6801 River Place Blvd.
Austin, TX 78726-9000
800/225-5373
www.3M.com/electronics

Warranty; Limited Remedy; Limited Liability.

This product will be free from defects in material and manufacture for a period of one (1) year from the time of purchase. **3M MAKES NO OTHER WARRANTIES INCLUDING, BUT NOT LIMITED TO, ANY IMPLIED WARRANTY OF MERCHANTABILITY OR FITNESS FOR A PARTICULAR PURPOSE.** If this product is defective within the warranty period stated above, your exclusive remedy shall be, at 3M's option, to replace or repair the 3M product or refund the purchase price of the 3M product. **Except where prohibited by law, 3M will not be liable for any indirect, special, incidental or consequential loss or damage arising from this 3M product, regardless of the legal theory asserted.**



*Minimum 10%
Post-Consumer Fiber*

Printed in USA.

© 3M 2007