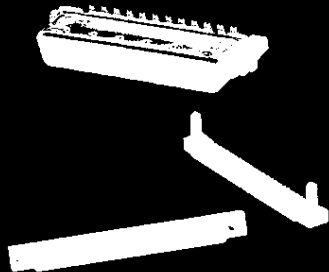


AMPLIMITE .050 Series Cable Plug Connectors, Series III (Continued)

Shielded Plugs

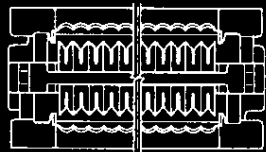
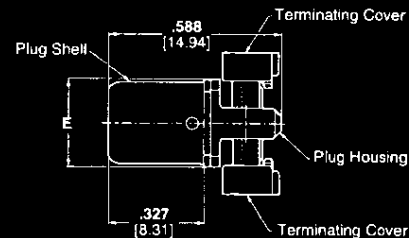
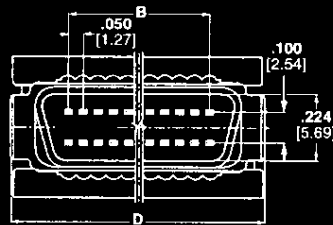
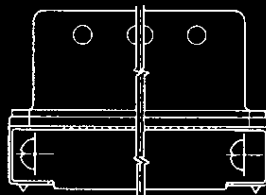
(Continued)



Shielded Plug with Unassembled Standard Termination Covers



Shielded Plug with Assembled Standard Termination Covers



Shielded Plug with Assembled or Unassembled Standard Termination Covers

Materials:

Housing and Covers—

Thermoplastic, 94V-0 rated, black

Contacts—Phosphor bronze, duplex plated .000030 [0.00076] min. gold on mating end, in-lead on termination end, all underplated nickel

Shell—Steel, plated tin-nickel alloy over nickel over copper

Recommended wire size³—

28 AWG [0.08-0.09mm²] or 30 AWG [0.05mm²], solid or 7 strand, with a .029-.036 [0.74-0.89] insulation diameter.

Technical Documents:

Product Specifications—108-1228

Application Specifications—114-40029

Instruction Sheet—408-9427

Note: Refer to Tyco Electronics Customer drawings and Application Spec for PCB & panel layouts.

Connectors With Standard Termination Covers

No. of Pos.	Dimensions			Part Numbers	
	B	D	E	Assembled Covers	UnAssembled Covers
20	.450 11.43	.829 21.06	.293 7.44	749111-1	749621-1
26	.600 15.24	.979 24.87	.293 7.44	1-749111-0	749621-2
28	.650 16.50	1.029 26.14	.293 7.44	—	749621-3
40	.950 24.13	1.329 33.76	.293 7.44	749111-3	749621-4
50	1.200 30.48	1.579 40.11	.293 7.44	749111-4	749621-5
68	1.650 41.91	2.029 51.54	.293 7.44	749111-6	749621-7
80	1.950 49.53	2.329 59.16	.373 9.47	749111-7	749621-8
100	2.450 62.23	2.829 71.86	.373 9.47	749111-8	749621-9
120	2.950 74.93	3.329 84.56	.373 9.47	749111-9	1-749621-0

Notes: 1. Plug connector requires backshell kit for complete assembly and must use round jacketed cable (discrete or laminated). Refer to pages 16-19 for backshell kit part numbers.

2. For termination tooling, see pages 26,29.

3. The CHAMPOMATOR 2.5 Automatic Termination Machine will accept diameters as low as .023 [0.58].