

3M™ Mini D Ribbon (MDR) Connectors

.050" Boardmount Through-Hole R. A. Condo Receptacle – Shielded

102 Series



- Wiper-on-wiper contact for reliable repetitive plugging
- Rugged die cast metal case construction
- Screw lockdown for reliable PCB retention
- Interface latch design for connection stability
- Stacked receptacles save board space
- Contacts: 40 (2 × 20), 100 (2 × 50) and 136 (2 × 68)
- RoHS Compliant. See the Regulatory Information Appendix (RIA) in the “RoHS compliance” section of www.3Mconnector.com for compliance information (RIA E1 & C1 apply)

Date Modified: May 20, 2010

TS-0671-C
Sheet 1 of 3

Physical

Insulation Material: Glass Reinforced Polyester (PBT)

Flammability: UL 94V-0

Color: Black

Contact Material: Copper Alloy

Plating

Underplating: 80 μ" [2.0 μm] Nickel

Wiping Area: 20 μ" [0.50 μm] Min. Gold

Solder Tail Plating: Gold flash over Nickel (RIA E1 & C1 apply)

Body Material: Zinc Alloy

Plating: Nickel

Shroud & Latch Hook

Material: Steel

Plating: Nickel

Other Materials: Zinc Die Cast (Ground Lock), Stainless Steel (Joint Plate)

Marking: 3M Logo and Part Number

Electrical

Current Rating: 1 A

Insulation Resistance: $>5 \times 10^8 \Omega$ at 500 V_{DC}

Withstanding Voltage: 500 V_{RMS} for 1 Minute

Environmental

Temperature Rating: -20°C to +85°C

Process Rating: Solder Dip Test – 260°C for 10 secs., two times after 100°C max. preheat, 60 sec. max. duration.

UL File No.: E68080

3M

Electronic Solutions Division
Interconnect Solutions
<http://www.3Mconnector.com>

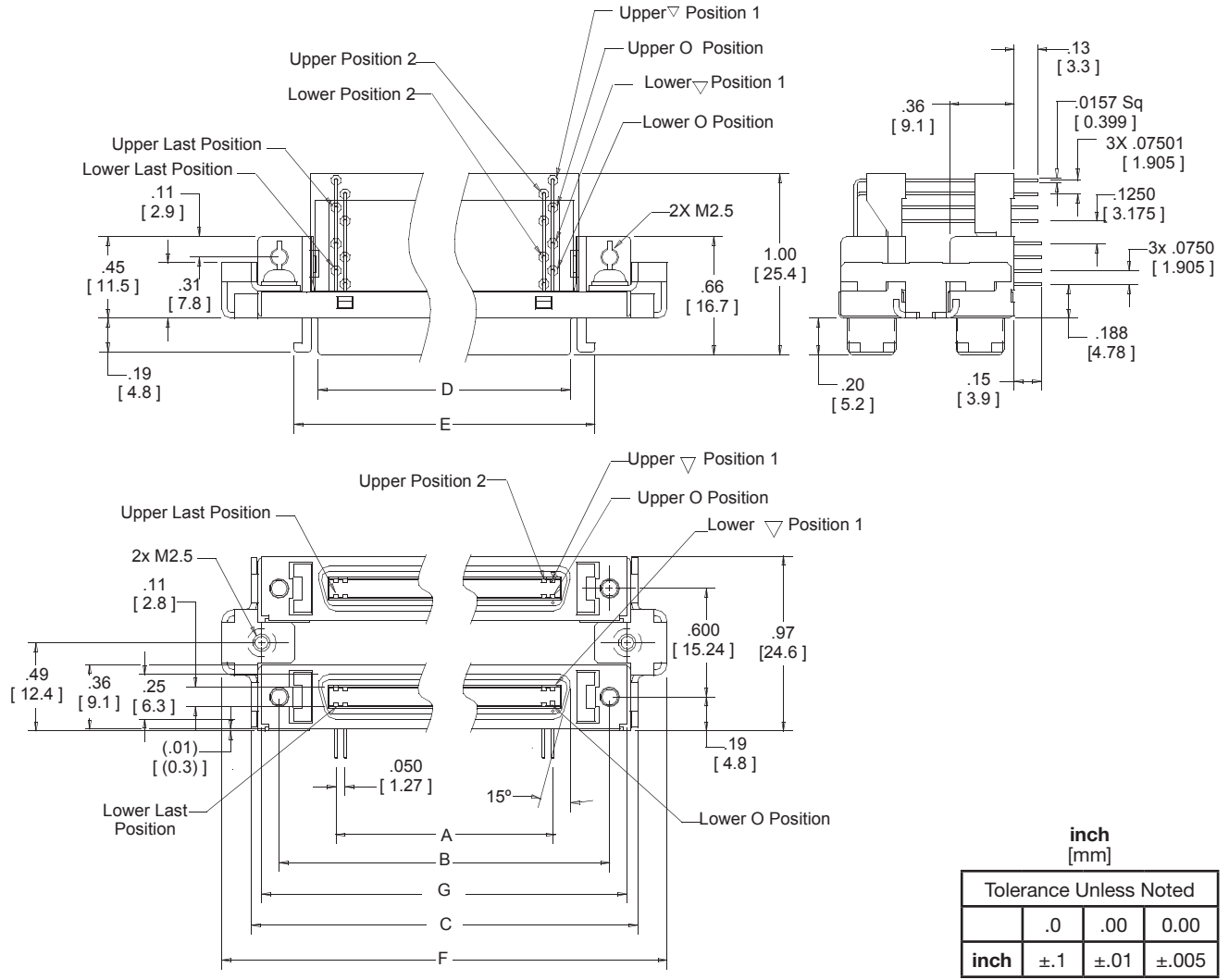
3M is a trademark of 3M Company.
For technical, sales or ordering information call
800-225-5373

3M™ Mini D Ribbon (MDR) Connectors

.050" Boardmount Through-Hole R. A. Condo Receptacle – Shielded

102 Series

Contact Quantity	Dimensions						
	A	B	C	D	E	F	G
20	0.450 [11.43]	1.08 [27.5]	1.41 [35.8]	0.65 [16.4]	0.92 [23.4]	1.74 [44.2]	1.276 [32.4]
50	1.200 [30.48]	1.831 [46.5]	2.17 [55.0]	1.40 [35.5]	1.67 [42.4]	2.47 [62.7]	2.03 [51.5]
68	1.650 [41.91]	2.281 [57.93]	2.61 [66.4]	1.85 [46.9]	2.12 [53.8]	2.92 [74.1]	2.48 [62.9]



Tolerance Unless Noted			
	.0	.00	0.00
inch	±.1	±.01	±.005

[] Dimensions for Reference Only



Ordering Information

102XX - M218PE

Contact Quantity: _____
 20 - 2 × 20 = 40 Contacts
 50 - 2 × 50 = 100 Contacts
 68 - 2 × 68 = 136 Contacts

3M™ Mini D Ribbon (MDR) Connectors

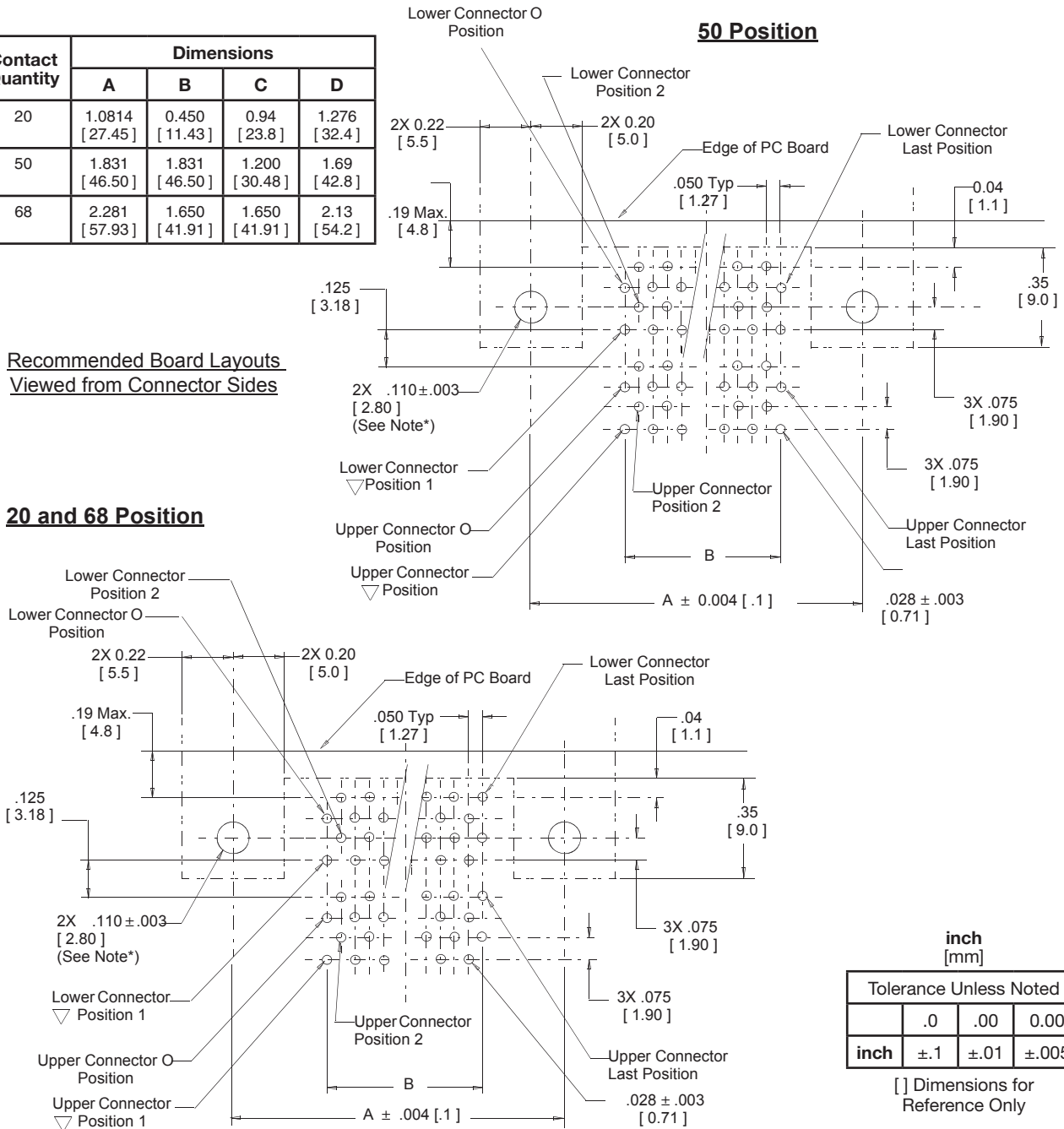
.050" Boardmount Through-Hole R. A. Condo Receptacle – Shielded

102 Series

Contact Quantity	Dimensions			
	A	B	C	D
20	1.0814 [27.45]	0.450 [11.43]	0.94 [23.8]	1.276 [32.4]
50	1.831 [46.50]	1.831 [46.50]	1.200 [30.48]	1.69 [42.8]
68	2.281 [57.93]	1.650 [41.91]	1.650 [41.91]	2.13 [54.2]

Recommended Board Layouts Viewed from Connector Sides

20 and 68 Position

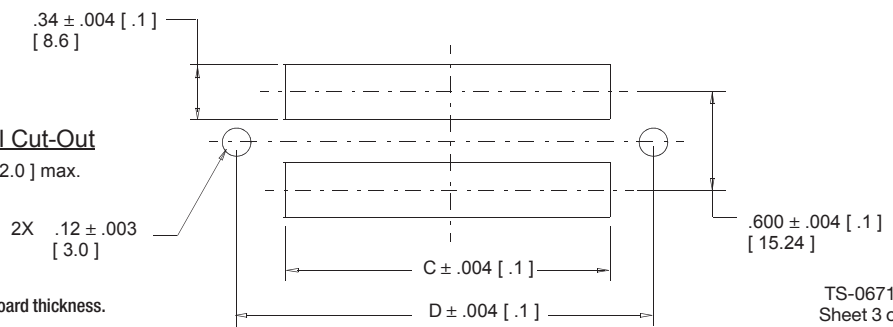


Tolerance Unless Noted			
	.0	.00	0.00
inch	±.1	±.01	±.005

[] Dimensions for Reference Only

Recommended Panel Cut-Out

Panel thickness 0.079 [2.0] max.



Note: Plated-through mounting holes for .062 [1.57] board thickness.

TS-0671-C
Sheet 3 of 3

Important Notice

All statements, technical information, and recommendations related to 3M's products are based on information believed to be reliable, but the accuracy or completeness is not guaranteed. Before using this product, you must evaluate it and determine if it is suitable for your intended application. You assume all risks and liability associated with such use. Any statements related to the product which are not contained in 3M's current publications, or any contrary statements contained on your purchase order shall have no force or effect unless expressly agreed upon, in writing, by an authorized officer of 3M.

Warranty; Limited Remedy; Limited Liability.

This product will be free from defects in material and manufacture for a period of one (1) year from the time of purchase. **3M MAKES NO OTHER WARRANTIES INCLUDING, BUT NOT LIMITED TO, ANY IMPLIED WARRANTY OF MERCHANTABILITY OR FITNESS FOR A PARTICULAR PURPOSE.** If this product is defective within the warranty period stated above, your exclusive remedy shall be, at 3M's option, to replace or repair the 3M product or refund the purchase price of the 3M product. **Except where prohibited by law, 3M will not be liable for any indirect, special, incidental or consequential loss or damage arising from this 3M product, regardless of the legal theory asserted.**

**3M Electronics Solutions Division**

6801 River Place Blvd.
Austin, TX 78726-9000
U.S.A.
1-800-225-5373
www.3Mconnector.com

Please recycle. Printed in USA.
© 3M 2010. All rights reserved.
RIA-2217B-E

3M is a trademark of 3M Company.