


FOR BOARD-TO-BOARD CONNECTION

230 SERIES

■ FEATURES

- 1.27 mm (0.050 in.) pitch contact arrangement in two rows enables high-density mounting.
- Connectors with 34 to 96 contacts are available for various purposes.
- Connectors with 68 contacts comply with SCSI III interface.
- Connectors with 96 contacts comply with S-bus interface.
- Each of the contacts on the female connector are alternately inset for two-step coupling, significantly reducing insertion force.
- Terminals are spaced in a four-row staggered arrangement (2.54 mm × 1.905 mm) (0.100 in. × 0.075 in.) for easy PC board design.
- Insulation is UL-approved (94V-0).



■ SPECIFICATIONS

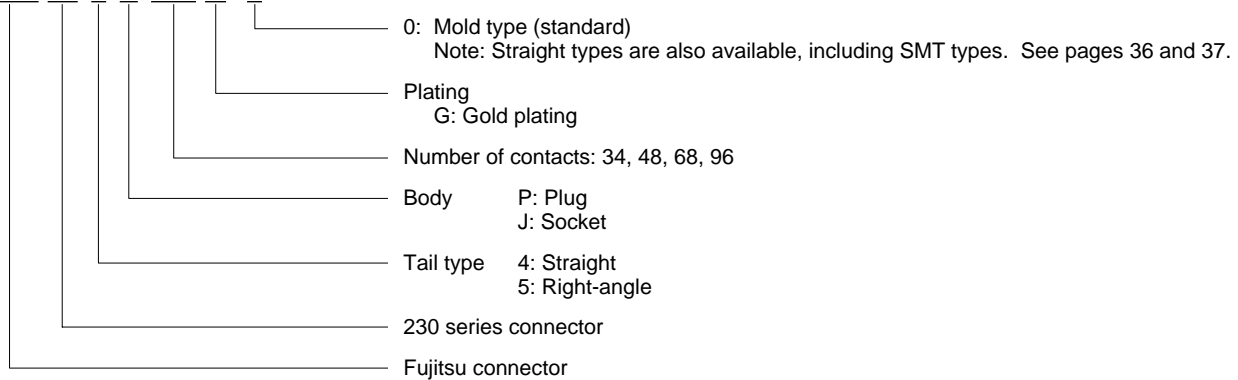
Item	Specifications				
Operating temperature range	-55°C to +105°C				
Current rating	DC 1A				
Voltage rating	AC 240 V				
Contact resistance	30 mΩ max. (DC 6 V, 0.1 A)				
Insulation resistance	1000 MΩ min. (DC 500 V)				
Dielectric withstand voltage	AC 750 V for 1 minute				
Insertion force [kg max.]	Number of contacts	34	48	68	96
	Force	3.0	4.0	5.5	7.0
Withdrawal force [kg min.]	Number of contacts	34	48	68	96
	Force	0.68	0.96	1.36	1.92
Applicable PC board (standard)	1.6 mm (0.063 in.)				

■ MATERIALS

Item	Materials	
Insulator	Polyester (UL94V-0)	
Conductor	Copper alloy	
Plating	Contact	Gold plating
	Terminal	Palladium plating

ORDERING CODE

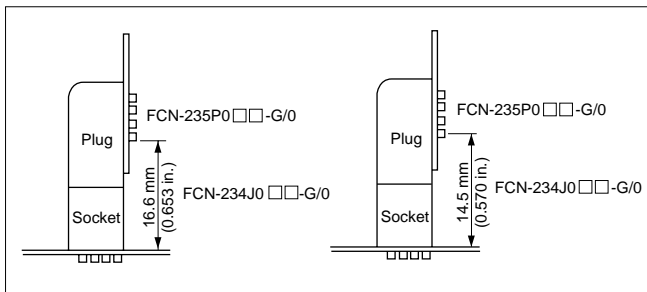
FCN-23 4 P 068-G / 0



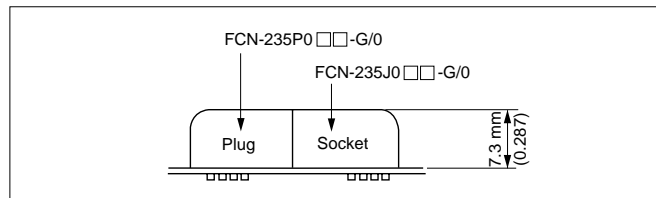
APPLICATIONS

Board-to-board connection

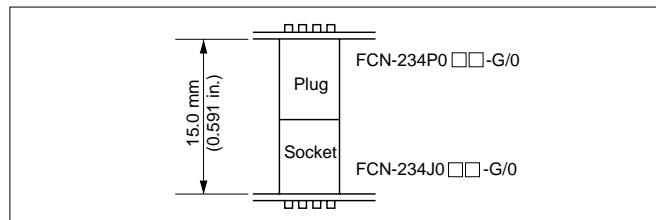
Vertical PCB connection



Horizontal PCB connection



Parallel PCB connection



Parallel board connection (for a connector with 96 contacts)

Board interval (mm (in.))		15.0	18.75	39.10
Mounting dimension				
Part number	Plug	FCN-234P0XX-G/0	FCN-234P096-G/0 FCN-234P096-G/Y FCN-234P096-G/ZA	FCN-234P096-G/0 FCN-234P096-G/Y FCN-234P096-G/ZA
	Socket	FCN-234J0XX-G/0	FCN-234J096-G/UA FCN-234J096-G/VA FCN-234J096-G/Y	FCN-234J096-G/U1

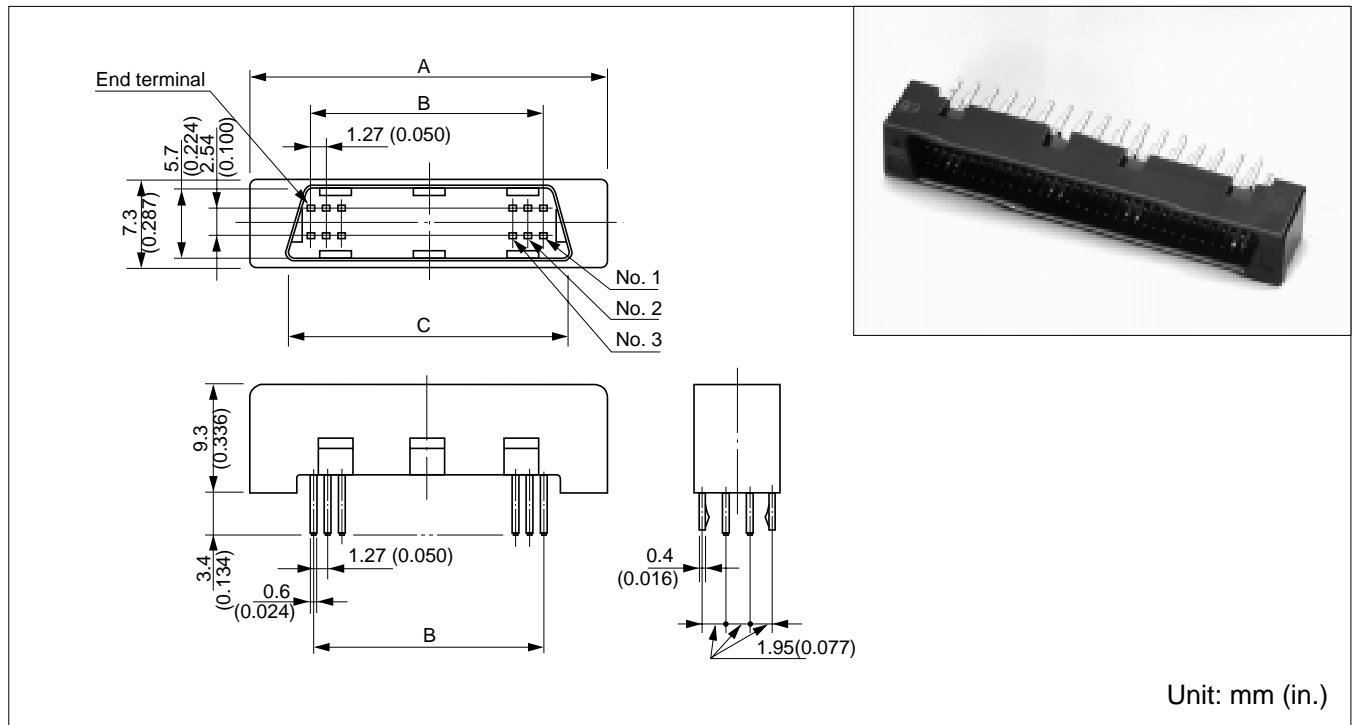
Specifications subject to change

Dimensions are in millimeters (inches)

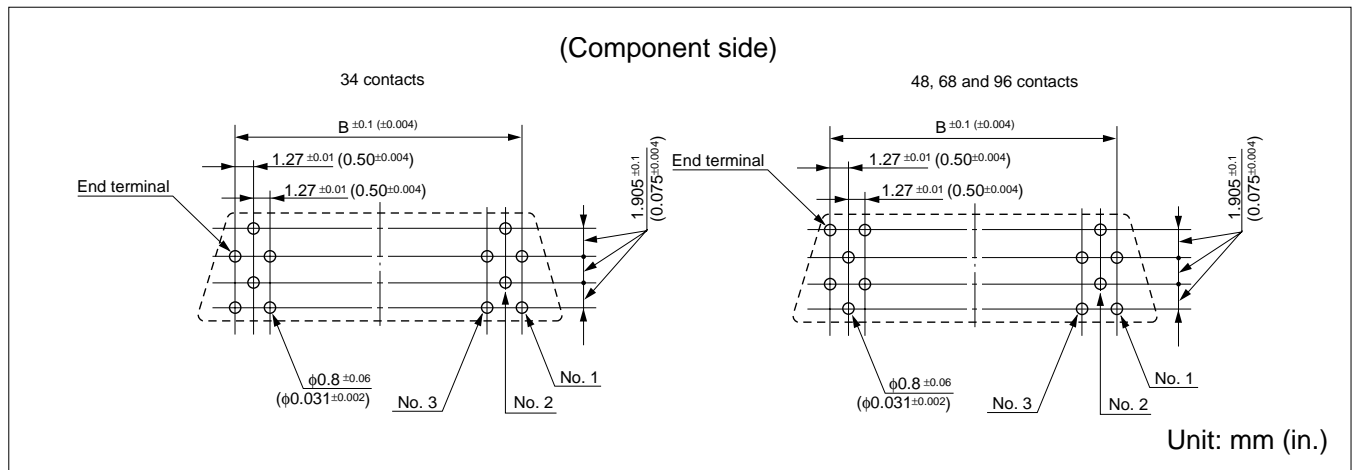
www.fc.ai.fujitsu.com

STRAIGHT PLUG

■ DIMENSIONS



■ MOUNTING HOLE LAYOUT

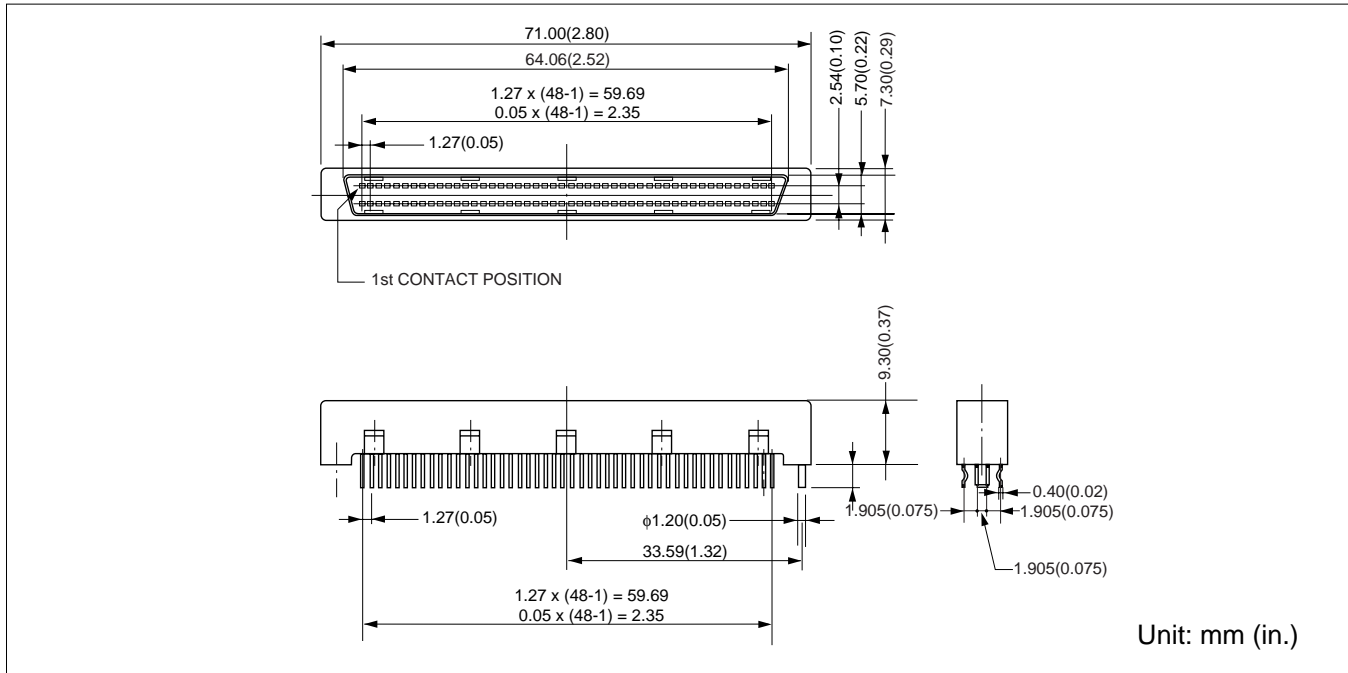


■ PART NUMBERS AND DIMENSIONS

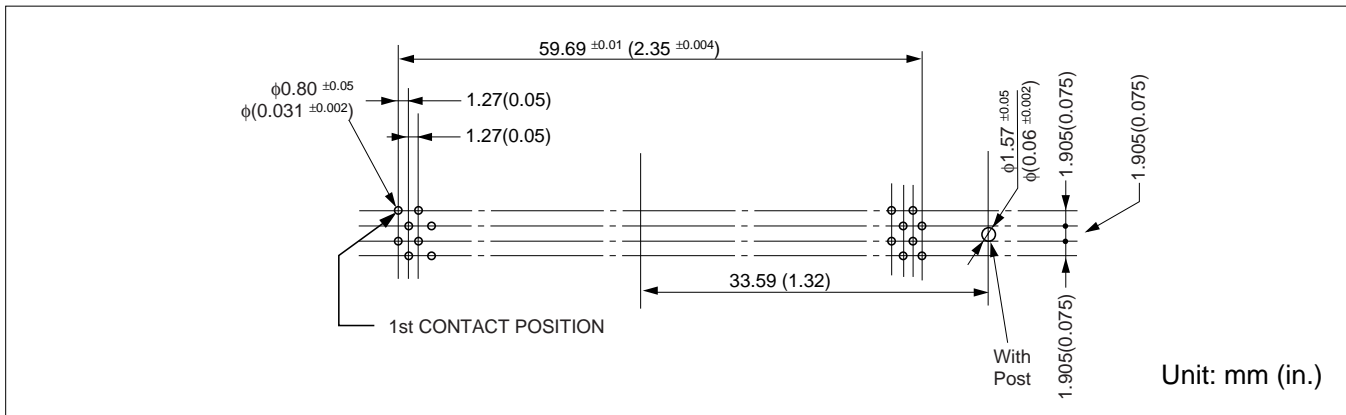
Number of contacts	Part number	Dimensions: mm (in.)		
		A	B	C
34	FCN-234P034-G/0	31.63 (1.245)	20.32 (0.800)	24.69 (0.800)
48	FCN-234P048-G/0	40.52 (1.595)	29.21 (1.150)	33.58 (1.322)
68	FCN-234P068-G/0	53.22 (2.095)	41.91 (1.650)	46.28 (1.822)
96	FCN-234P096-G/0	71.00 (2.795)	59.69 (2.350)	64.06 (2.522)

FCN-234P096-G/* STRAIGHT PLUG — S-BUS

■ DIMENSIONS



■ MOUNTING HOLE LAYOUT

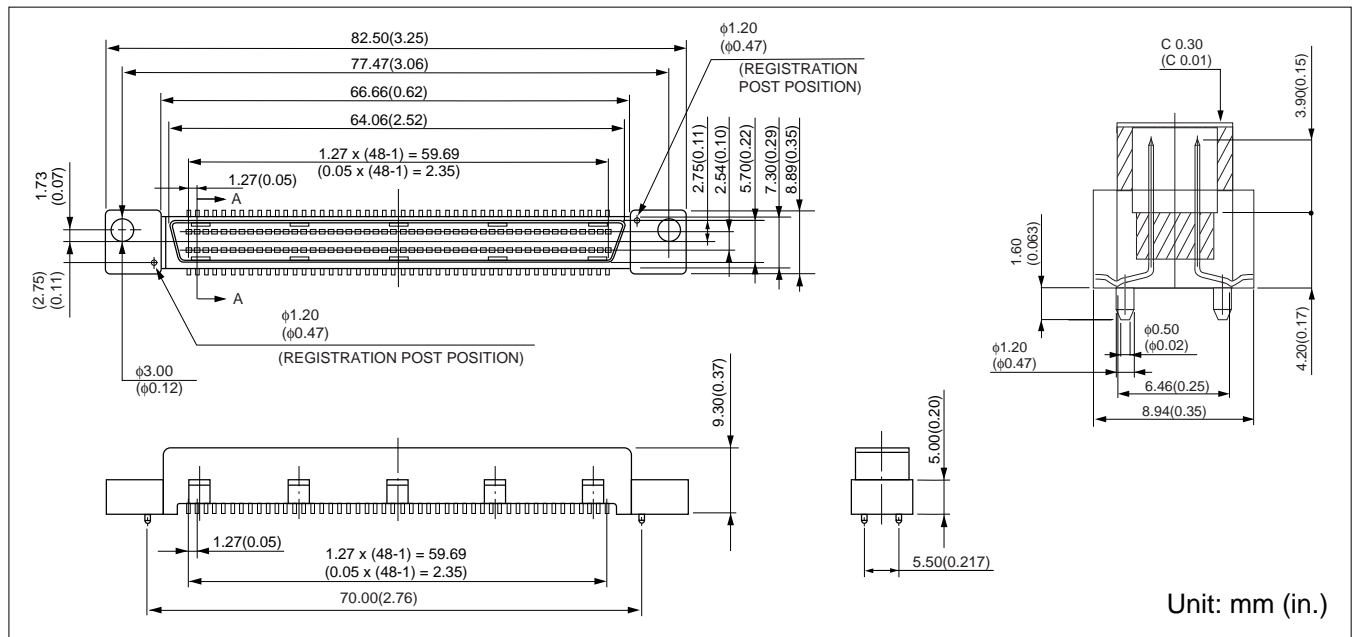


■ PART NUMBERS AND DIMENSIONS

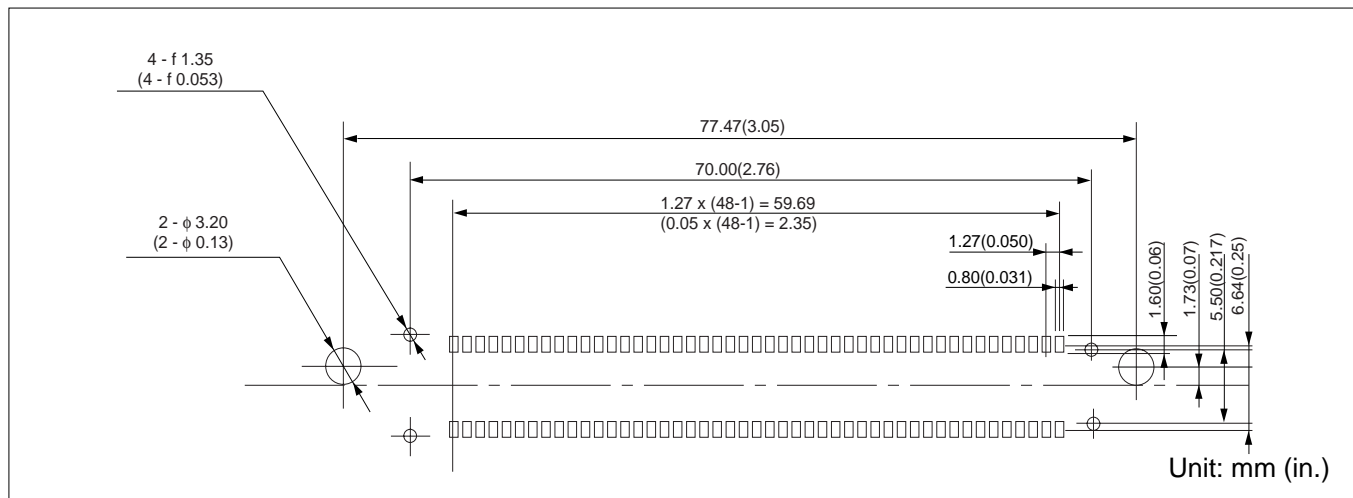
	A Polarization Post	B Lead Length
FCN-234P096-G/0	0	3.4(0.13)
FCN-234P096-G/XA	3.4(0.13)	2.8(0.11)
FCN-234P096-G/Y	4.0(0.16)	3.4(0.13)

FCN-234P096-G/ZA SMT PLUG

■ DIMENSIONS



■ PCB PATTERN LAYOUT

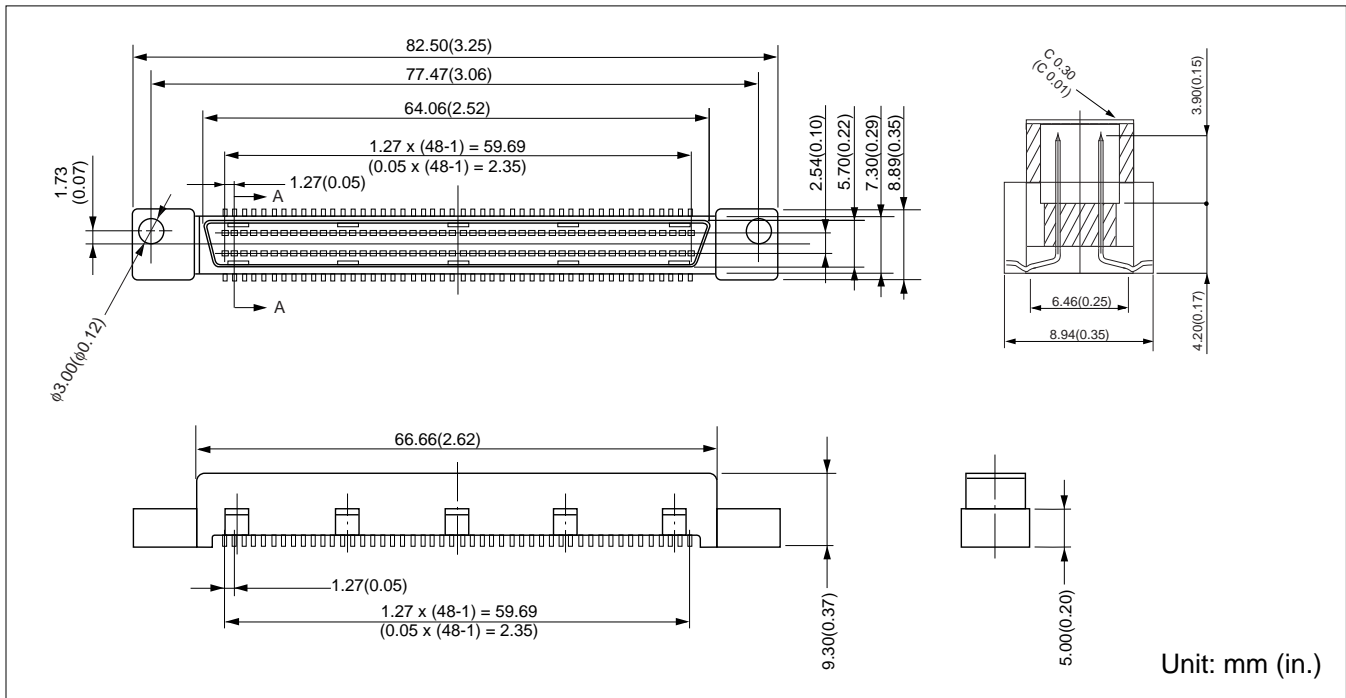


■ PART NUMBER


No. of Contacts	Part Number
96	FCN-234P096-G/ZA

FCN-234P096-G/Z SMT PLUG

■ DIMENSIONS



■ PCB PATTERN PATTERN LAYOUT

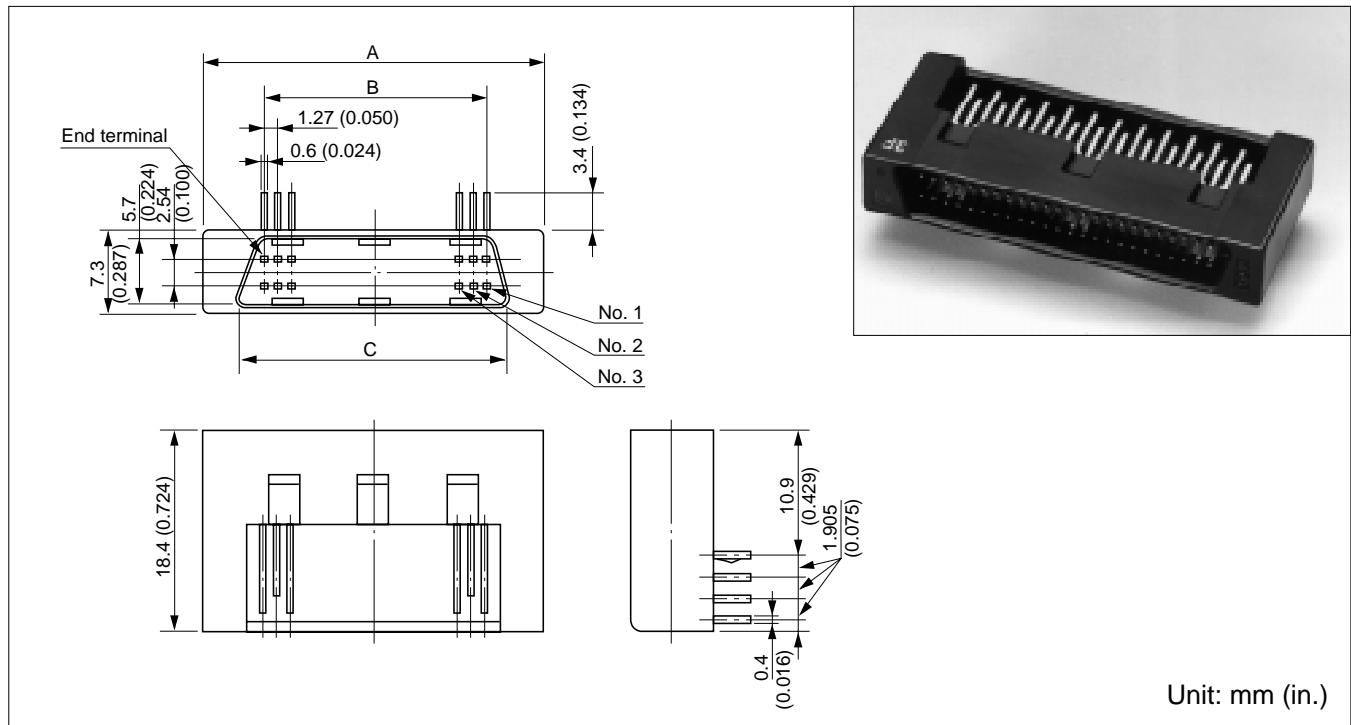


■ PART NUMBER

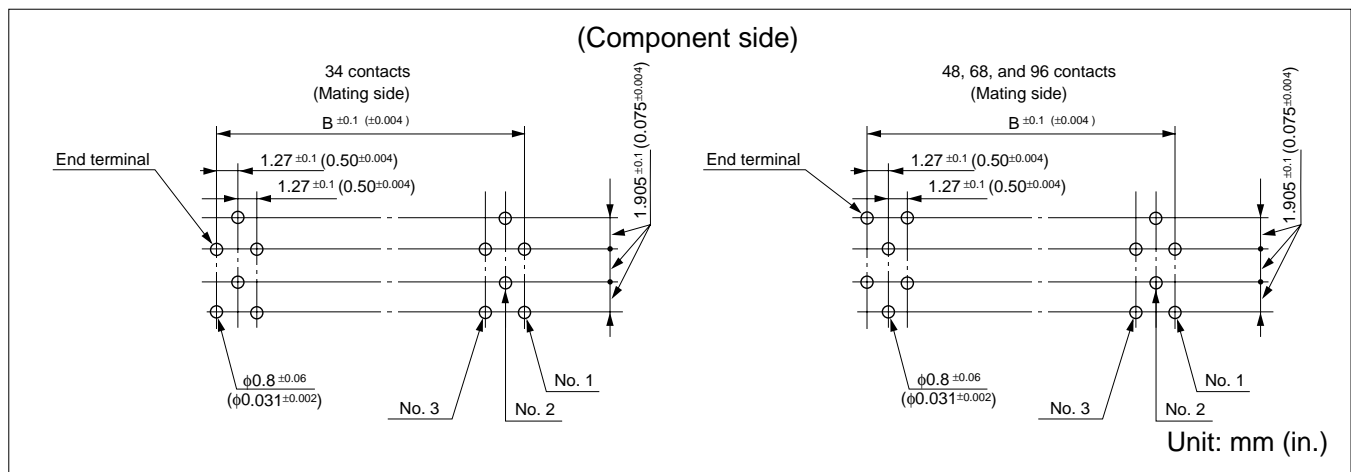
No. of Contacts	Part Number
96	FCN-234P096-G/Z

RIGHT-ANGLE PLUG

■ DIMENSIONS



■ MOUNTING HOLE LAYOUT

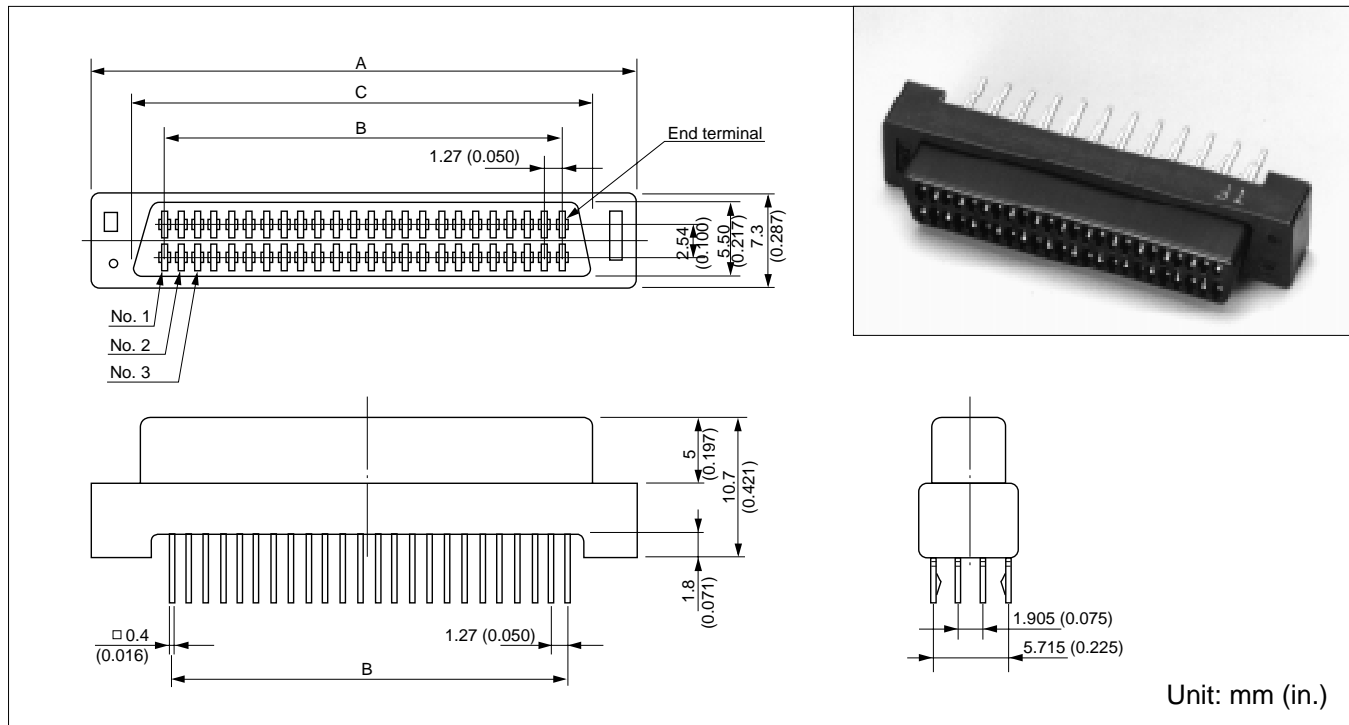


■ PART NUMBERS AND DIMENSIONS

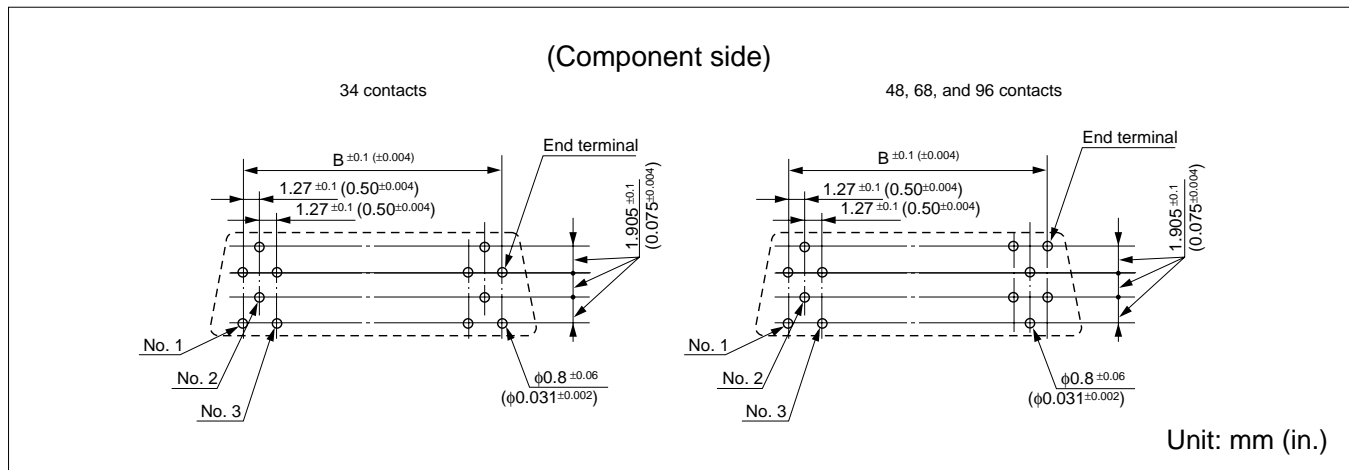
Number of contacts	Part number	Dimensions: mm (in.)		
		A	B	C
34	FCN-235P034-G/0	31.63 (1.245)	20.32 (0.800)	24.69 (0.800)
48	FCN-235P048-G/0	40.52 (1.595)	29.21 (1.150)	33.58 (1.322)
68	FCN-235P068-G/0	53.22 (2.095)	41.91 (1.650)	46.28 (1.822)
96	FCN-235P096-G/0	71.00 (2.795)	59.69 (2.350)	64.06 (2.522)

STRAIGHT SOCKET

■ DIMENSIONS



■ MOUNTING HOLE LAYOUT

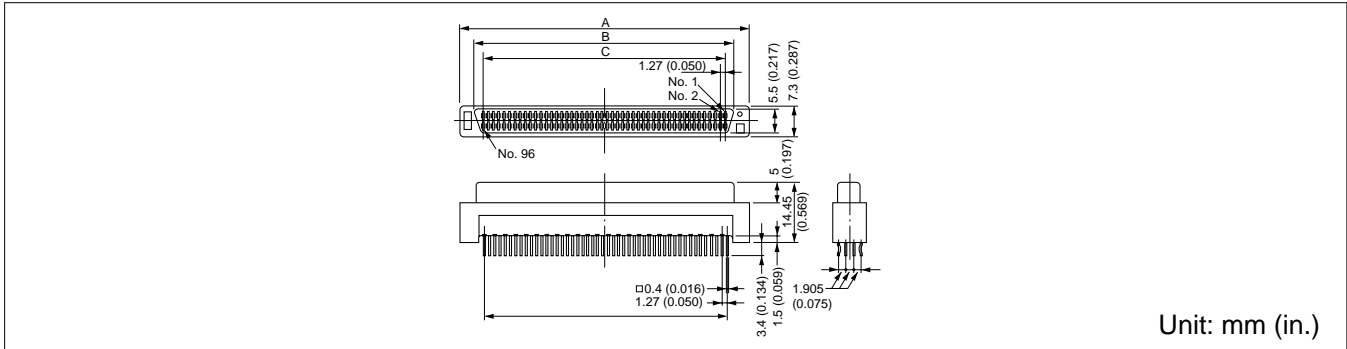


■ PART NUMBERS AND DIMENSIONS

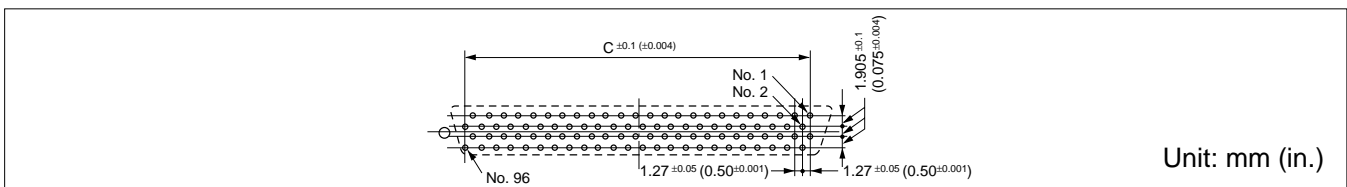
Number of contacts	Part number	Dimensions: mm (in.)		
		A	B	C
34	FCN-234J034-G/0	31.63 (1.245)	20.32 (0.800)	24.69 (0.800)
48	FCN-234J048-G/0	40.52 (1.595)	29.21 (1.150)	33.38 (1.314)
68	FCN-234J068-G/0	53.22 (2.095)	41.91 (1.650)	46.08 (1.814)
96	FCN-234J096-G/0	71.00 (2.795)	59.69 (2.350)	63.86 (2.514)

STRAIGHT SOCKET (RAISED MOUNTING TYPE) - STACK HEIGHT 18.75mm

■ DIMENSIONS



■ MOUNTING HOLE LAYOUT

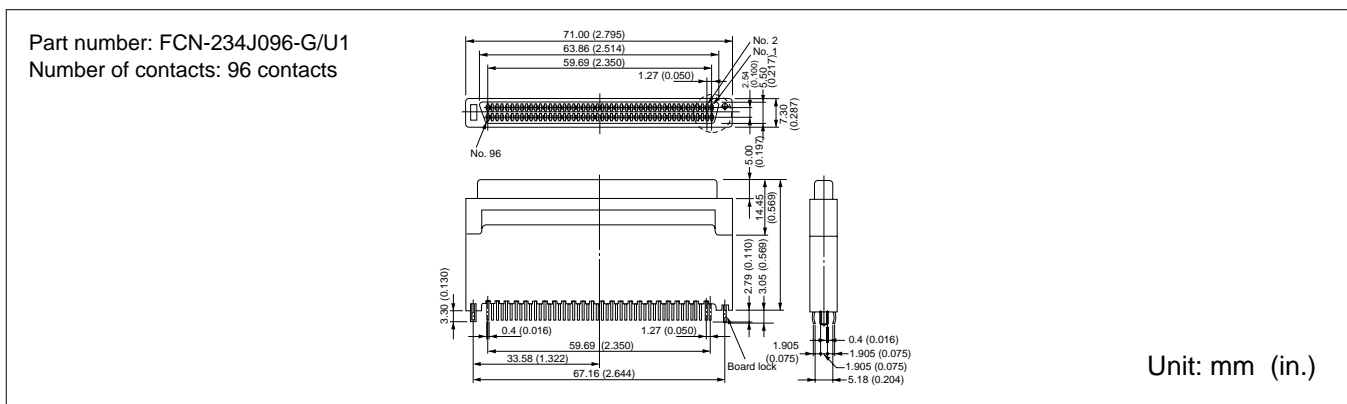


■ PART NUMBERS AND DIMENSIONS

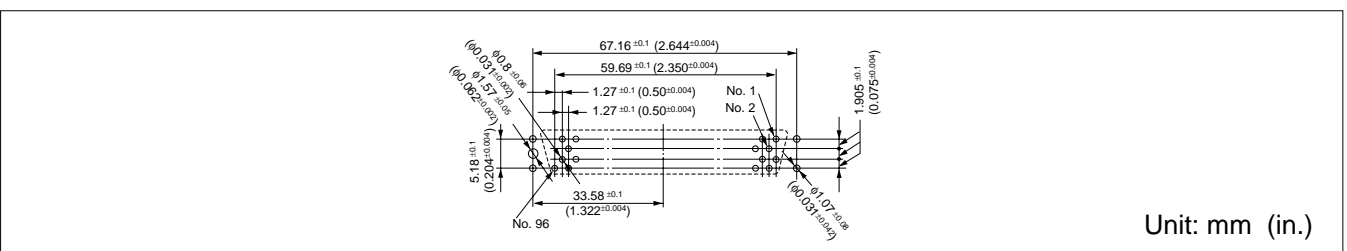
Number of contacts	Part number	Dimensions: mm (in.)		
		A	B	C
48	FCN-234J048-G/Y	40.52 (1.595)	33.38 (1.314)	29.21 (1.150)
68	FCN-234J068-G/Y	53.22 (2.095)	46.08 (1.814)	41.91 (1.650)
96	FCN-234J096-G/Y	71.00 (2.795)	63.86 (2.514)	59.69 (2.350)

STRAIGHT SOCKET (EXTENDED HEIGHT S BUS - STACK HEIGHT 39.1mm)

■ DIMENSIONS

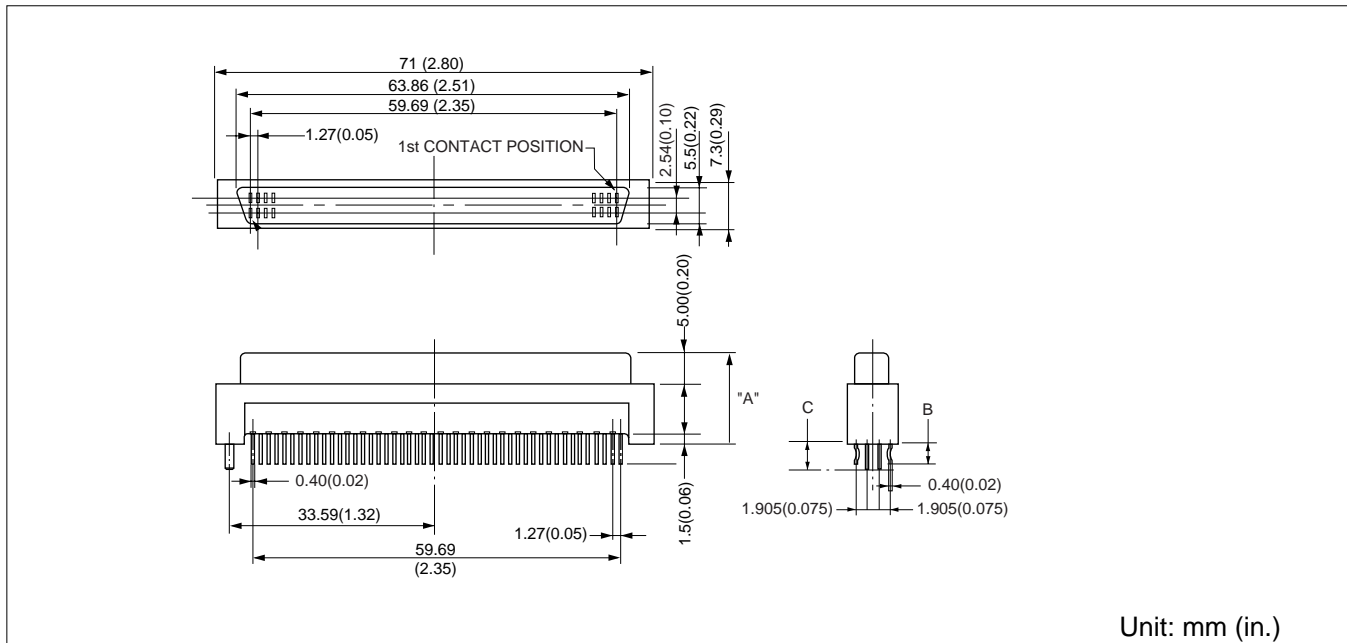


■ MOUNTING HOLE LAYOUT

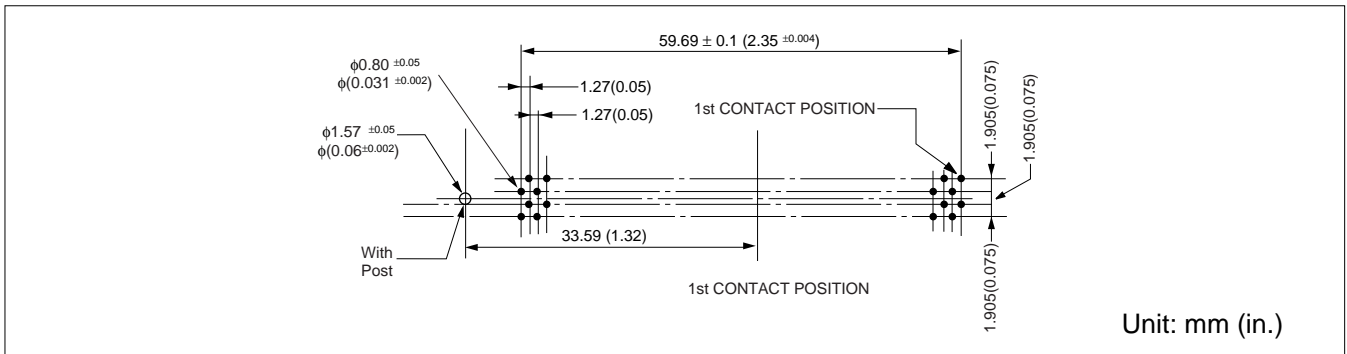


FCN-234J096-G/* STRAIGHT-TYPE SOCKET — S-BUS

■ DIMENSIONS



■ MOUNTING HOLE LAYOUT

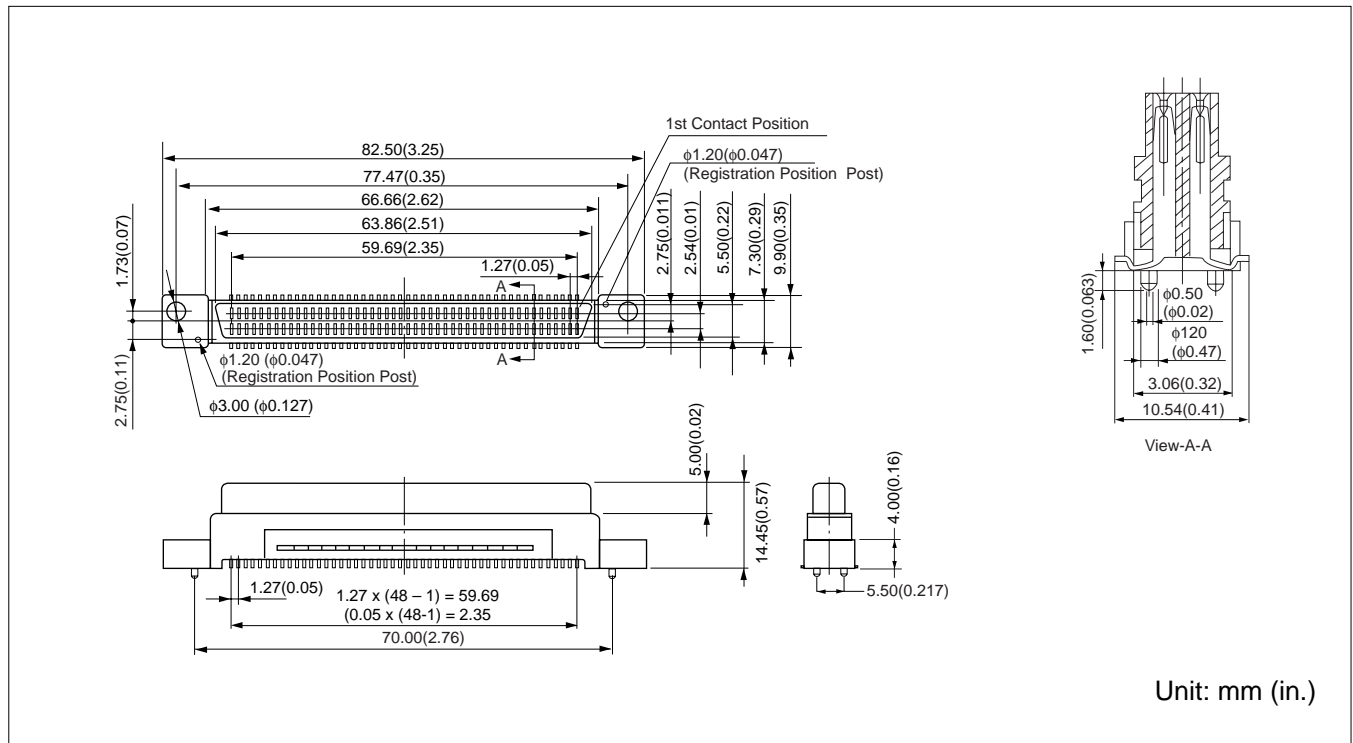


■ PART NUMBERS AND DIMENSIONS

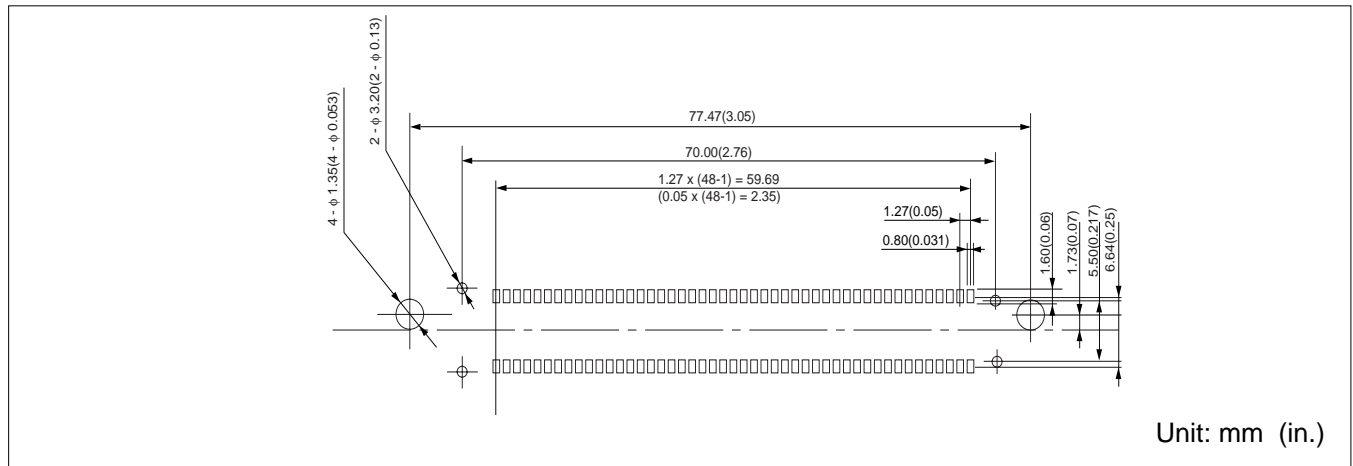
No. of Contacts	Part Number	A	B Lead Length	C Polarization Post	Description
96	FCN-234J096-G/O	10.7(0.421)	3.0(0.13)	-	Std.
96	FCN-234J096-G/S	10.7(0.421)	3.0(0.13)	4.0(0.16)	Std.
96	FCN-234J096-G/Y	14.45(0.57)	3.0(0.13)	-	S-Bus
96	FCN-234J096-G/TFA	14.45(0.57)	2.8(0.11)	3.4(0.13)	S-Bus
96	FCN-234J096-G/UA	14.45(0.57)	3.0(0.13)	3.4(0.13)	S-Bus

FCN-234J096-G/VA SMT SOCKET

■ DIMENSIONS



■ PC BOARD PATTERN

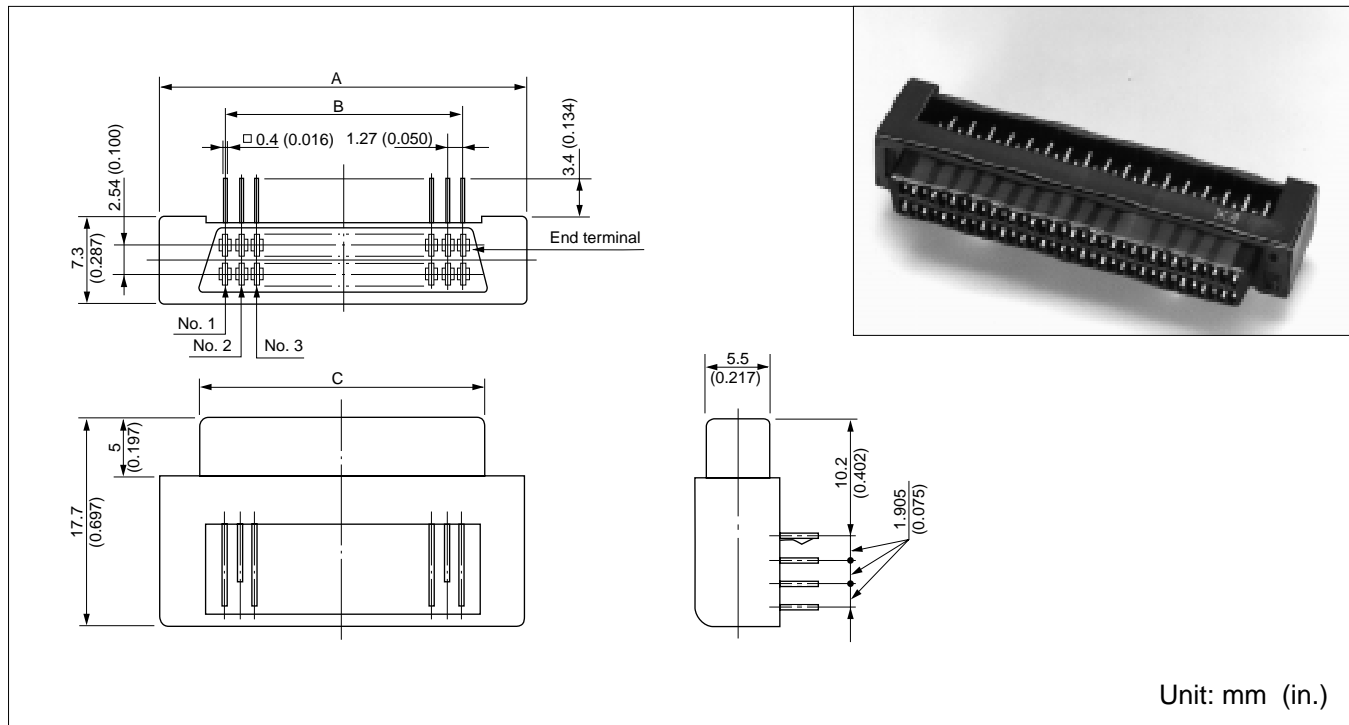


■ PART NUMBER

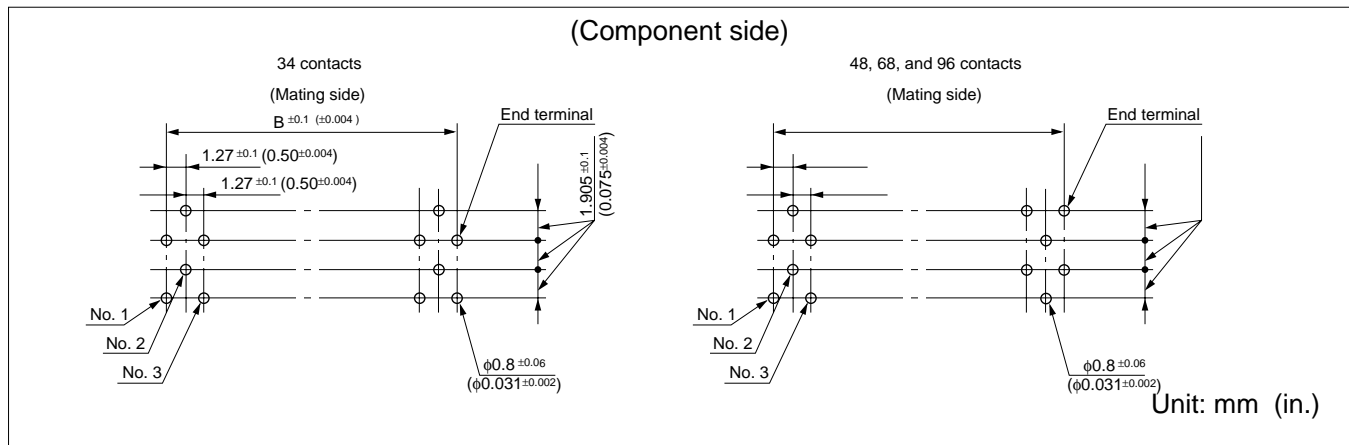
No. of Contacts	Part Number
96	FCN-234J096-G/VA

RIGHT-ANGLE SOCKET

■ DIMENSIONS



■ MOUNTING HOLE LAYOUT



■ PART NUMBERS AND DIMENSIONS

Number of contacts	Part number	Dimensions: mm (in.)		
		A	B	C
34	FCN-235J034-G/0	31.63 (1.245)	20.32 (0.800)	24.69 (0.800)
48	FCN-235J048-G/0	40.52 (1.595)	29.21 (1.150)	33.38 (1.314)
68	FCN-235J068-G/0	53.22 (2.095)	41.91 (1.650)	46.08 (1.814)
96	FCN-235J096-G/0	71.00 (2.795)	59.69 (2.350)	63.86 (2.514)

FOR CABLE ASSEMBLY TOOL INFORMATION SEE PAGES 2-183 TO 2-190

Fujitsu Components International Headquarter Offices

Japan

Fujitsu Component Limited
Gotanda-Chuo Building
3-5, Higashigotanda 2-chome, Shinagawa-ku
Tokyo 141-0022, Japan
Tel: (81-3) 5449-7010
Fax: (81-3) 5449-2626
Email: promothq@fcl.fujitsu.com
Web: www.fcl.fujitsu.com

North and South America

Fujitsu Components America, Inc.
250 E. Caribbean Drive
Sunnyvale, CA 94089 U.S.A.
Tel: (1-408) 745-4900
Fax: (1-408) 745-4970
Email: components@us.fujitsu.com
Web: <http://us.fujitsu.com/components>

Europe

Fujitsu Components Europe B.V.
Diamantlaan 25
2132 WV Hoofddorp
Netherlands
Tel: (31-23) 5560910
Fax: (31-23) 5560950
Email: info@fceu.fujitsu.com
Web: emea.fujitsu.com/components

Asia Pacific

Fujitsu Components Asia Ltd.
102E Pasir Panjang Road
#01-01 Citilink Warehouse Complex
Singapore 118529
Tel: (65) 6375-8560
Fax: (65) 6273-3021
Email: fcal@fcal.fujitsu.com
www.fcal.fujitsu.com

© 2010 Fujitsu Components America, Inc. All rights reserved. All trademarks or registered trademarks are the property of their respective owners. Fujitsu Components America, Inc. or its affiliates do not warrant that the content of the datasheet is error free. In a continuing effort to improve our products, Fujitsu Components America, Inc. or its affiliates reserve the right to change specifications/datasheets without prior notice. Rev. June 11, 2010.