

ADAPTERS, IN-SERIES

2.9mm, DC - 26.5 & 40 GHz

SPECIFICATIONS:

Models: 5160, 5161, 5162, 5170, 5171, 5172

RoHS
Compliant

Electrical:	
Frequency Range _____	See Below
VSWR	
DC - 18 GHz _____	1.10:1 Max.
18 - 26.5 GHz _____	1.15:1 Max.
26.5 - 40 GHz _____	1.25:1 Max.
Impedance _____	50 Ohms
Operating Temp Range _____	-65°C to +125°C
Mechanical:	
Connectors _____	Passivated Stainless Steel
Mates both Mechanically and Electrically with SMA, 2.9mm and K* Series Connectors	
Conductors _____	Gold Plated Beryllium Copper

* K is a Trademark of Anritsu Corp.

Model Number: **5162**

Frequency Range _____ DC - 26.5 GHz
Male/Female Connectors

Model Number: **5172**

Frequency Range _____ DC - 40 GHz
Male/Female Connectors

Model Number: **5161**

Frequency Range _____ DC - 26.5 GHz
Male/Male Connectors

Model Number: **5171**

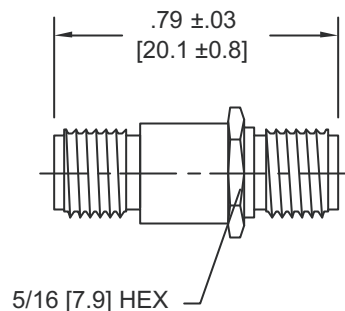
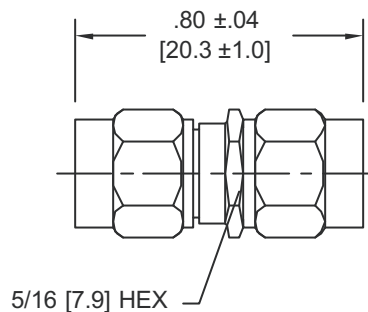
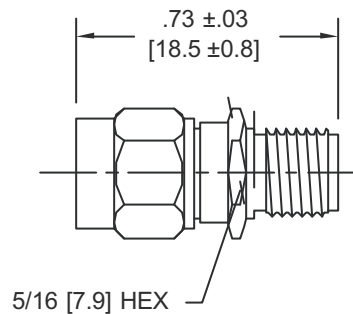
Frequency Range _____ DC - 40 GHz
Male/Male Connectors

Model Number: **5160**

Frequency Range _____ DC - 26.5 GHz
Female/Female Connectors

Model Number: **5170**

Frequency Range _____ DC - 40 GHz
Female/Female Connectors



Note: Dimensions in Brackets are Expressed in Millimeters and are for Reference Only.

5162: REV H



Aeroflex / Inmet, Inc. • 300 Dino Drive, Ann Arbor, MI 48103 • U.S.A.
888-244-6638 or 734-426-5553 • FAX: 734-426-5557
www.aeroflex.com/inmet • inmet-sales@eroflex.com