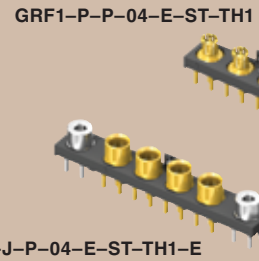



(5,00mm) .197"

GRF1-J, GRF1-P SERIES



50Ω GANGED MICRO-MINI RF SYSTEMS

SPECIFICATIONS

For complete specifications and recommended PCB layouts see www.samtec.com?GRF1-J or www.samtec.com?GRF1-P

Shell Material:

Brass

Insulator Material:

PTFE

Contact Material:

BeCu

Pin Material:

Brass

Plating:

30μ" (0,76μm) Au over

50μ" (1,27μm) Ni

Operating Temp Range:

-40°C to +90°C

Insulation Resistance:

1000MΩ min

Contact Resistance:

Center: 5mΩ

Outer: 2.5mΩ

Impedance:

50Ω

Dielectric Withstanding

Voltage:

500 Vrms, 50Hz

Dielectric Working Voltage:

170 Vrms, 50Hz

Frequency Range:

0-6 GHz

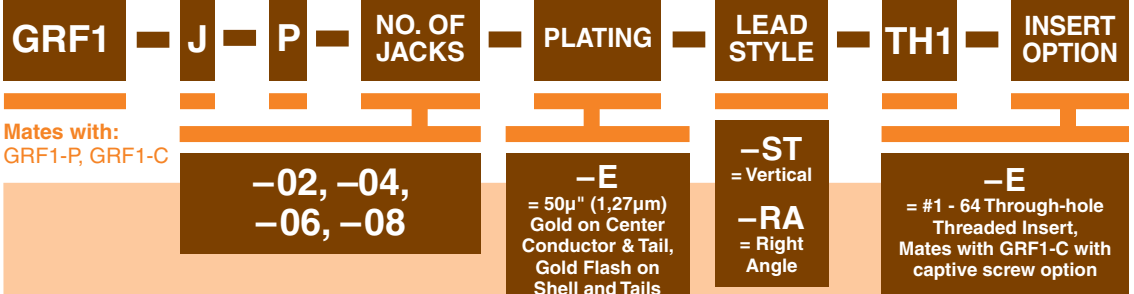
RoHS Compliant:

Yes

Processing:

Lead-Free Solderable:

Yes



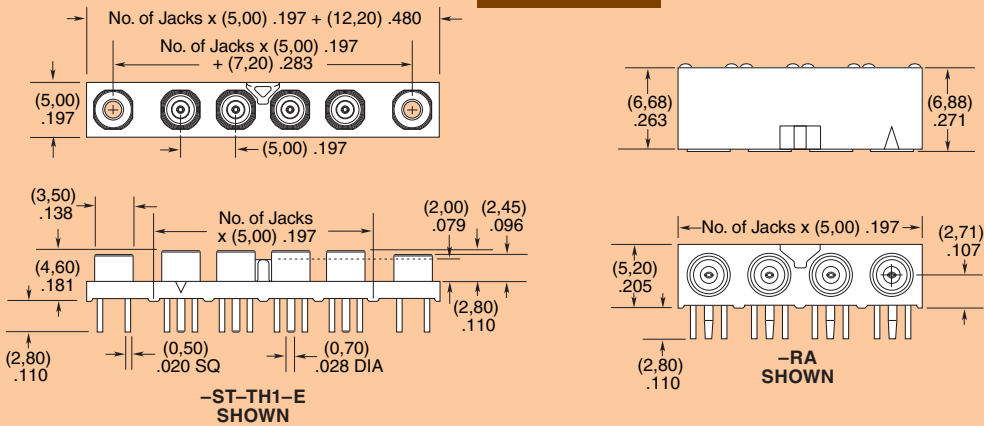
Mates with:
GRF1-P, GRF1-C

-02, -04,
-06, -08

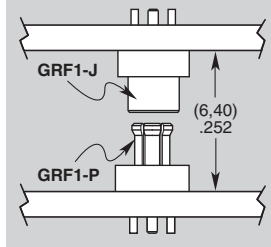
-E
= 50μ" (1,27μm)
Gold on Center
Conductor & Tail,
Gold Flash on
Shell and Tails

-ST
= Vertical
-RA
= Right
Angle

-E
= #1 - 64 Through-hole
Threaded Insert,
Mates with GRF1-C with
captive screw option

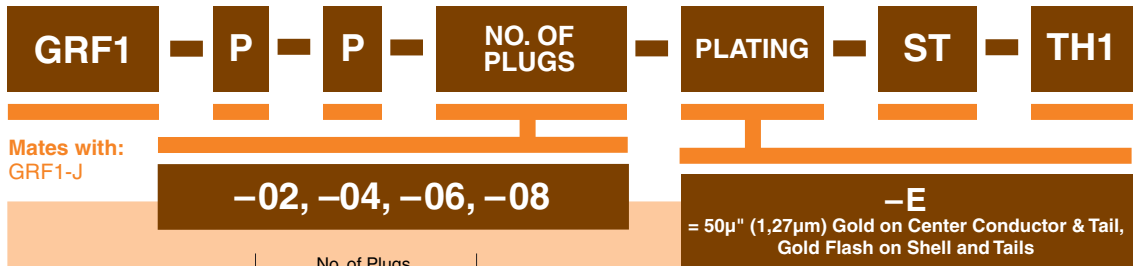


APPLICATION



ALSO AVAILABLE

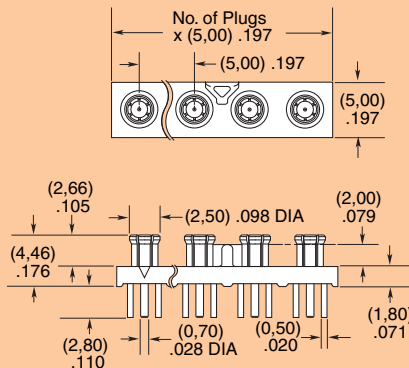
Cable assemblies.
See GRF1-C Series.



Mates with:
GRF1-J

-02, -04, -06, -08

-E
= 50μ" (1,27μm) Gold on Center Conductor & Tail,
Gold Flash on Shell and Tails



Due to technical progress, all designs, specifications and components are subject to change without notice.

WWW.SAMTEC.COM