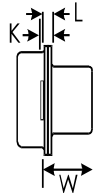
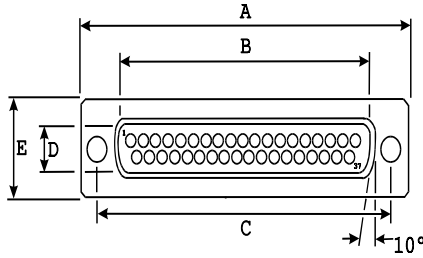
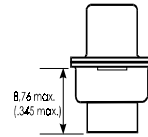


This is issued in strict confidence on condition that it is not used as a basis for manufacture or sale, and that it is not copied, reprinted or disclosed to a third party either wholly or in part without prior written consent of ITT Cannon.



No mounting hardware selected  
with 3,05 (.120) mounting hole



A ± 0,38 (.015)	B ± 0,13 (.005)	C ± 0,13 (.005)	D ± 0,13 (.005)	E ± 0,38 (.015)	L ± 0,25 (.010)	W ± 0,41 (.016)	K ± 0,25 (.010)
69,32 (2.729)	55,42 (2.182)	63,50 (2.500)	8,36 (.329)	12,55 (.494)	0,99 (.039)	6,84 (.269)	1,52 (.060)

37 crimp signal contacts, part number 330-5291-097 kitted with each connector

DESCRIPTION	MATERIAL	FINISH
Insulator	DAP 2 Piece	None, (Color White), Copper alloy retention clips
Shells	Steel	Yellow Chromate over Zinc
Signal Contacts	Copper alloy	50 microns Gold over Nickel
Unless otherwise specified, dimensions are in mm & (in.) Tolerances are (.XXX = mm) Decimals          Angles .X ± 0,20 (.008) X° ± 1.0° .XX ± 0,10 (.004) .XXX ± 0,05 (.002)	Issue Date: 24-Aug-99	Cannon    ITT Industries
	CONNECTOR, PLUG, ELECTRICAL D-SUBMINIATURE 37 POSITION CRIMP	
	PART NO.	<b>DCMAM37P</b>