This is issued in strict confidence on condition that it is not used as a basis for manufacture or sale, and that it is not copied, reprinted or disclosed to a third party either wholly or in part without prior written consent of ITT Cannon.

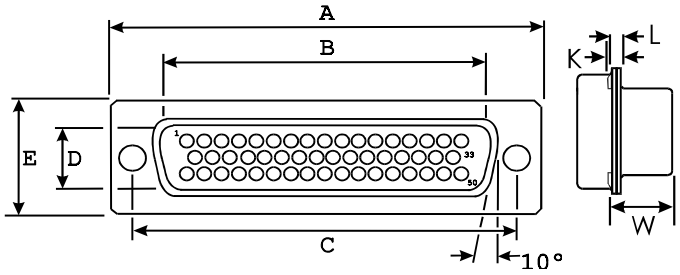

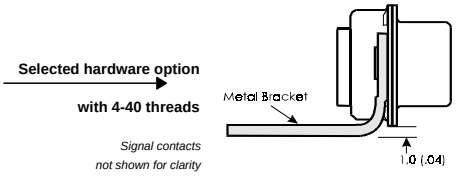

A ± 0,38 (.015)	B ± 0,13 (.005)	C ± 0,13 (.005)	D ± 0,13 (.005)	E ± 0,38 (.015)	L ± 0,1 (.004)	W ± 0,25 (.012)	K ± 0,1 (.004)
66,93 (2.635)	52,81 (2.079)	61,11 (2.406)	11,07 (.436)	15,37 (.605)	1,0 (.040)	6,95 (.274)	1,35 (.053)

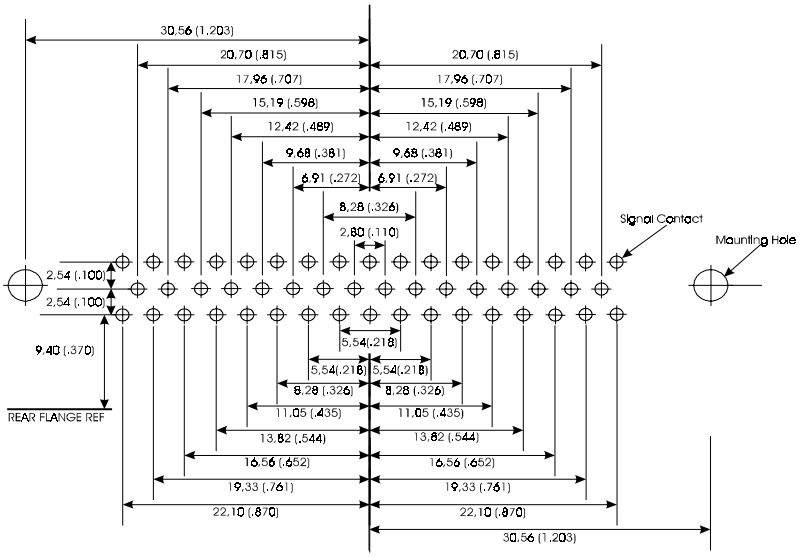

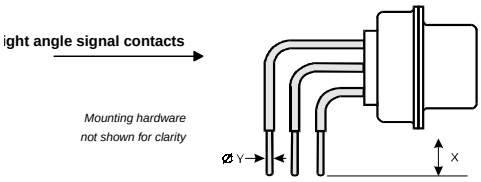

Signal contact diameter	Signal contact length from bottom of bracket
Y ± 0,04 (.002)	**X ± 0,3 (.012)**
0,64 (.025)	3,70 (.146)

PCB mounting hole Ø (2)	PCB Signal cont Ø (50)
3,05 (.120) ± 0,05 (.002)	1,05 (.041) ± 0,05 (.002)

NOTE: DO NOT MAKE ASSUMPTIONS REGARDING HOLE LOCATIONS, CHECK EACH DIMENSION

DESCRIPTION	MATERIAL	FINISH
Insulator	Polyester	None, (Color Dark Green)
Shells	Steel	Tin, with grounding dimples
Signal Contacts	Copper alloy	Gold over Ni in mating area, Tin on balance
Brackets	Steel	Tin
Captive-Nuts	Steel	Tin

Unless otherwise specified, dimensions are in mm & (in.)

Tolerances are (.XXX = mm)

Decimals		Angles
.X	± 0,20 (.008)	X° ± 1.0°
.XX	± 0,10 (.004)	
.XXX	± 0,05 (.002)	

Issue Date: 25-Aug-99 | Cannon | ITT Industries

CONNECTOR, PLUG, ELECTRICAL
D-SUBMINIATURE 50 POSITION RIGHT ANGLE PCB

PART NO. **DD50P1A7NK87**

Downloaded from Elcodis.com electronic components distributor