


### 3-Row Receptacle Assemblies — MIL-C-55302 Qualified



#### Commercial Receptacle Assemblies

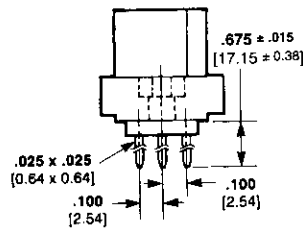
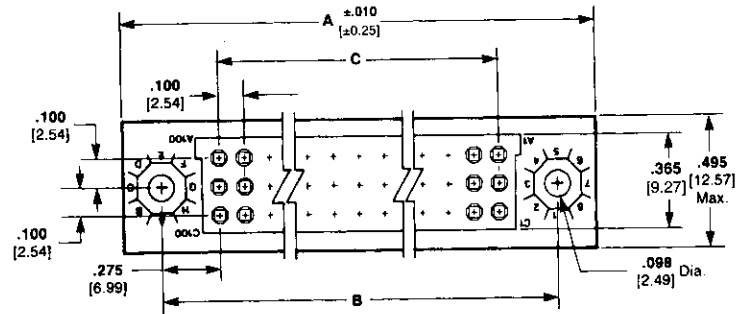
**Housing Material** — In accordance with MIL-C-55302 or MIL-M-24519 type GLCP-30F

**Contact Material and Finish** — Beryllium copper per MIL-C-55302 Channel Contact and Wrap-Type Posted Contact — Plated .000030 [0.00076] gold in the contact area, .000100 [0.00254] tin-lead on the tails over .000030 [0.00076] nickel on the entire contact; Solder Eyelet — Plated .000030 [0.00076] gold in the contact area, in accordance with MIL-C-55302 tin-lead on the tails over .000030 [0.00076] nickel on the entire contact

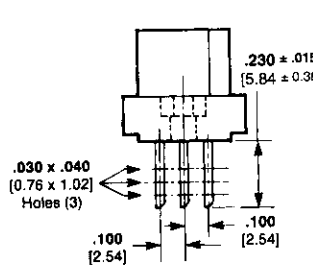
#### Military Receptacle Assemblies

**Housing Material** — In accordance with MIL-C-55302 or MIL-M-24519 type GLCP-30F

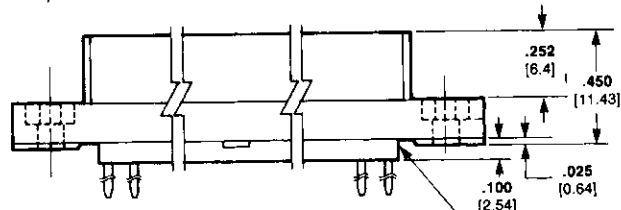
**Contact Material and Finish** — Beryllium copper per MIL-C-55302 Channel Contact — Plated .000050 [0.00127] gold in the contact area, .000100 [0.00254] tin-lead on the tails over .000030 [0.00076] nickel on the entire contact; Wrap-Type Posted Contact — Plated .000050 [0.00127] gold over .000030 [0.00076] nickel on the entire contact; Solder Eyelet — Plated .000050 [0.00127] gold in the contact area, in accordance with MIL-C-55302 .000100 [0.00254] tin-lead on the tails over .000050 [0.00127] nickel on the entire contact



Wrap-Type Posted Contact



Solder Eyelet Contact



Post Stabilizer on Wrap-Type Only  
Material: In accordance with MIL-C-55302 or MIL-M-24519 type GLCP-30F

#### Related Product Data

**Mates with** — Pin Headers, page 6077  
**External Keying** — page 6091  
**Recommended PC Board Layout** — page 6087

Printed Circuit Board Connectors

No. of Pos.	Dimensions			Flow Solder Contacts			Solder Eyelet			Wrap-Type Posted Contact				
	A	B	C	Commercial Part No.		Military M55302/130	AMP Part No.		Commercial Part No.	Military M55302/130	AMP Part No.	Commercial Part No.	Military M55302/130	AMP Part No.
				Sealed	Unsealed		Sealed	Unsealed						
300'	10.750	10.450	9.900	—	—	—	—	—	—	—	—	—	—	—
	273.05	265.43	251.46											
270'	9.750	9.450	8.900	—	—	—	—	—	—	—	—	—	—	—
	247.65	240.03	226.06											
240	8.750	8.450	7.900	—	531138-8	-44	446853-8	531134-8	—	-46	447192-8	—	-45	447193-8
	222.25	214.63	200.66											
210	7.750	7.450	6.900	—	531138-7	-41	446853-7	531134-7	—	-43	447192-7	—	-42	447193-7
	196.85	189.23	175.26											
195	7.250	6.950	6.400	—	1-531138-3	-38	1-446853-0	1-531134-3	1-531140-3	-40	1-447192-0	—	-39	1-447193-0
	184.15	176.53	162.56											
180	6.750	6.450	5.900	—	531138-6	-35	446853-6	531134-6	—	-37	447192-6	531139-6	-36	447193-6
	171.45	163.83	149.86											
165	6.250	5.950	5.400	—	531138-5	-32	446853-5	531134-5	—	-34	447192-5	—	-33	447193-5
	158.75	151.13	137.16											
150	5.750	5.450	4.900	—	531138-4	-29	446853-4	531134-4	—	-31	447192-4	—	-30	447193-4
	146.05	138.43	124.46											
135	5.250	4.950	4.400	—	1-531138-2	-26	446853-9	1-531134-2	—	-28	447192-9	1-531139-2	-27	447193-9
	133.35	125.73	111.76											
126'	4.950	4.650	4.100	—	—	—	—	—	—	—	—	—	—	—
	125.73	118.11	104.14											
120	4.750	4.450	3.900	—	531138-3	-23	446853-3	531134-3	—	-25	447192-3	—	-24	447193-3
	120.65	113.03	99.06											
105	4.250	3.950	3.400	—	531138-2	-20	446853-2	531134-2	—	-22	447192-2	—	-21	447193-2
	107.95	100.33	86.36											
90	3.750	3.450	2.900	—	531138-1	-17	446853-1	531134-1	—	-19	447192-1	531139-1	-18	447193-1
	95.25	87.63	73.66											

\*Part Numbers are available upon request.

Catalog 1308940  
Revised 5-03

Dimensions are in inches and millimeters unless otherwise specified. Values in brackets are metric equivalents.

Dimensions are shown for reference purposes only. Specifications subject to change.

USA: 1-800-522-6752  
Canada: 1-905-470-4425  
Mexico: 01-800-733-8926  
C. America: 52-55-5-729-0425

South America: 55-11-3611-1514  
Hong Kong: 852-2735-1628  
Japan: 81-44-844-8013  
UK: 44-141-810-8967